

- [54] THERMOELECTRIC COOLING PILLOW
- [75] Inventors: **Hiromi Wada**, Tachikawa; **Shuhei Tsuchihashi**, Sayama; **Yoshimi Miyamoto**, Tochigi, all of Japan
- [73] Assignee: **Hitachi, Ltd.**, Tokyo, Japan
- [\*\*] Term: **14 Years**
- [21] Appl. No.: **493,218**
- [22] Filed: **May 10, 1983**
- [30] Foreign Application Priority Data  
 Nov. 19, 1982 [JP] Japan ..... 57-51916
- [52] U.S. Cl. .... **D6/601; D23/140; D6/596**
- [58] Field of Search ..... D6/595, 596, 597, 601, D6/604, 606; 5/421, 423, 434, 435, 468; D23/139, 140, 141, 143

- [56] References Cited
- U.S. PATENT DOCUMENTS
- D. 195,440 6/1963 Bennett ..... D23/141
- D. 238,278 12/1975 Baker ..... D23/141 X
- 2,943,620 7/1960 Sibert ..... 5/436 X

4,325,151 4/1982 Wu ..... 5/141

FOREIGN PATENT DOCUMENTS

339347 8/1959 Switzerland ..... 5/347

OTHER PUBLICATIONS

J. C. Penney Advertisement in The Washington Post, Jul. 9, 1978, p. 7, bottom right of page.

Primary Examiner—Bernard Ansher  
Assistant Examiner—Theodore M. Shooman  
Attorney, Agent, or Firm—Antonelli, Terry & Wands

[57] CLAIM

The ornamental design for a thermoelectric cooling pillow, as shown.

DESCRIPTION

FIG. 1 is a front, top and left side perspective view of a thermoelectric cooling pillow showing our new design; FIG. 2 is a front elevational view thereof; FIG. 3 is a top plan view thereof; FIG. 4 is a right side elevational view thereof; FIG. 5 is a left side elevational view thereof; FIG. 6 is a rear elevational view thereof; and FIG. 7 is a bottom plan view thereof.

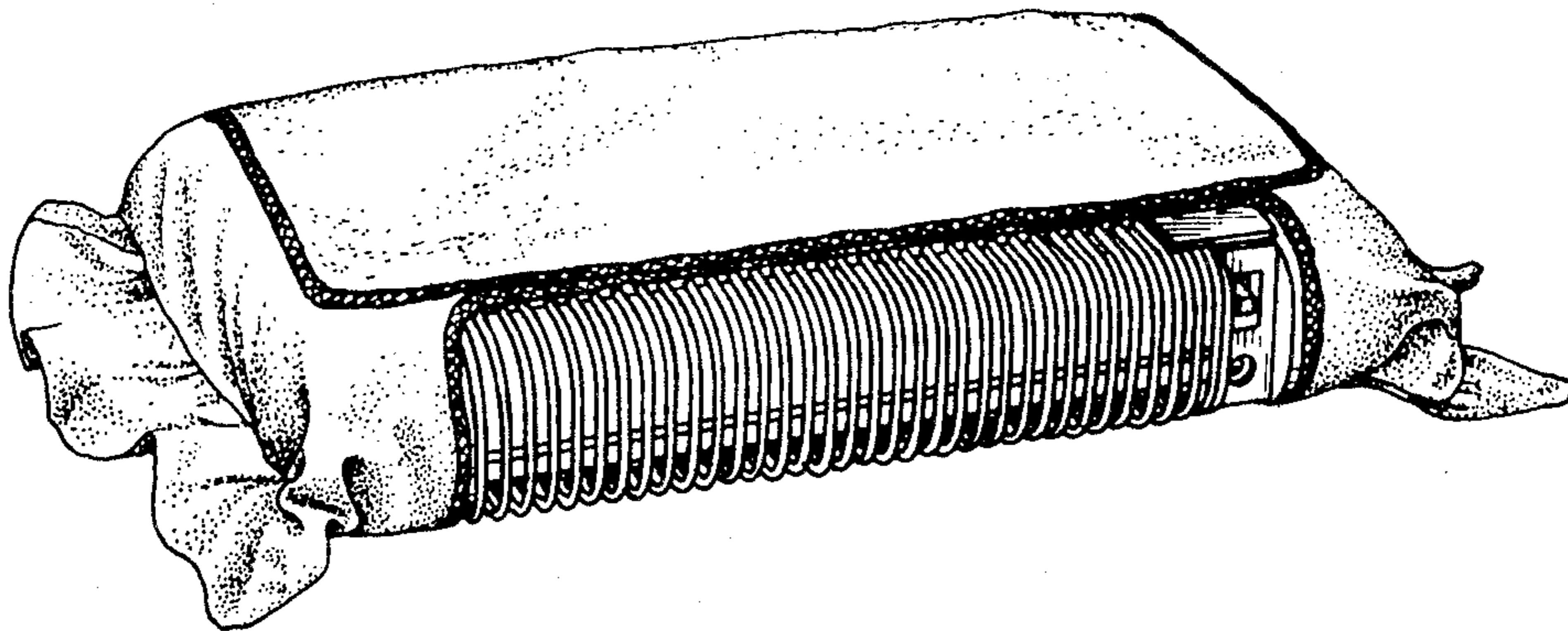


FIG. 1

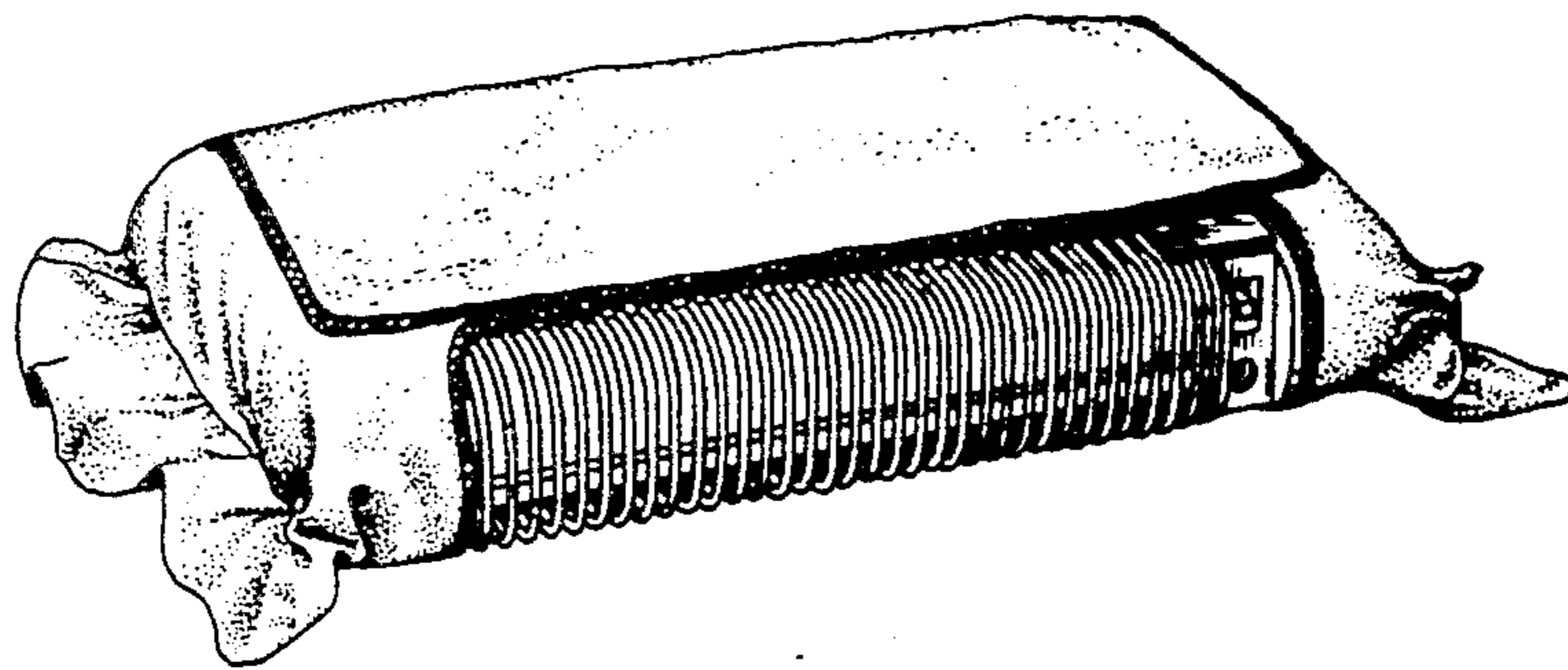


FIG. 2


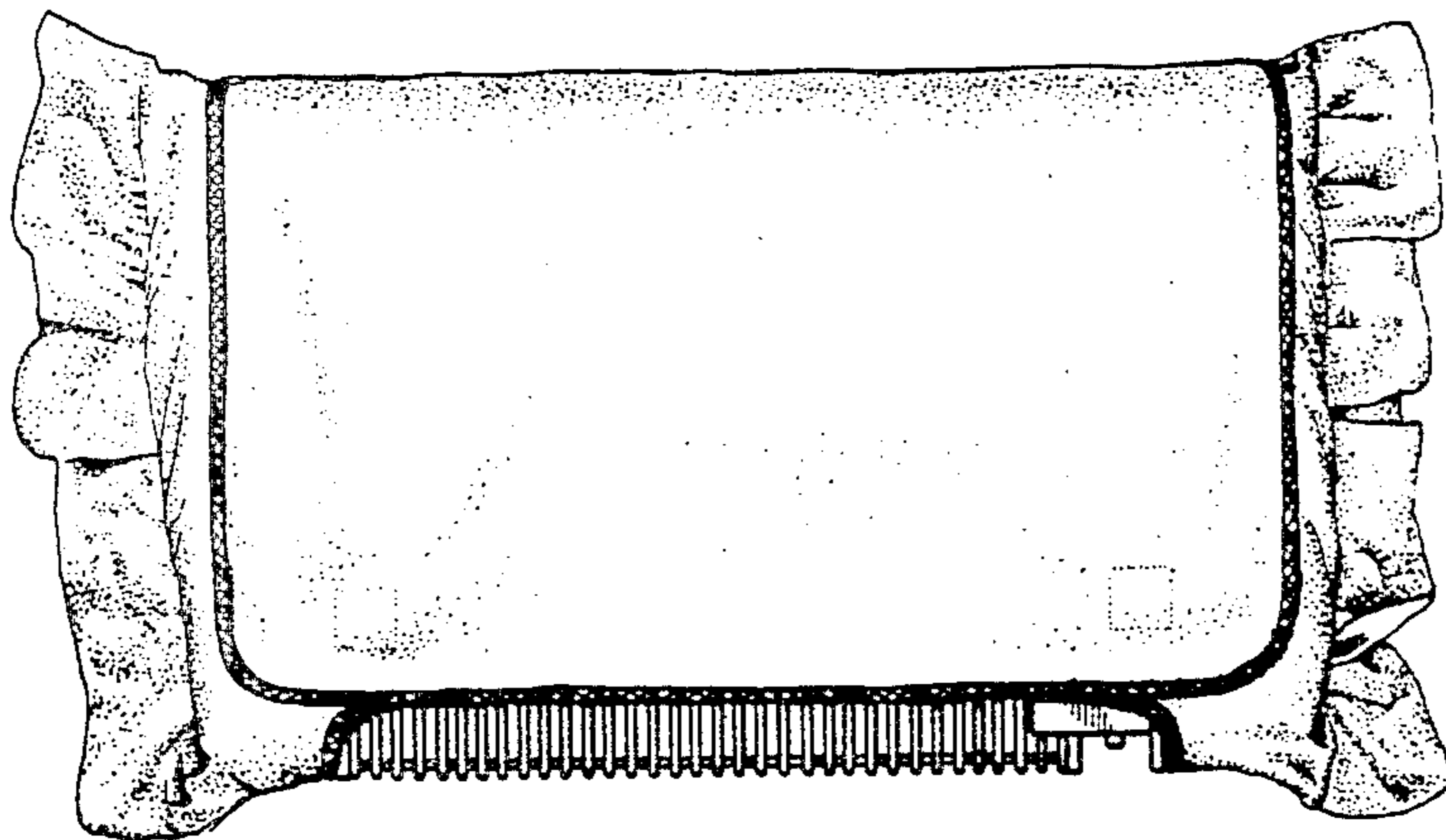


FIG. 3



*FIG. 4*



*FIG. 5*



*FIG. 6*



*FIG. 7*

