

[54] **ATTACHE CASE**

[75] **Inventors: Mark B. Nordstrom; David E. Workman, both of Evergreen, Colo.**

[73] **Assignee: Samsonite Corporation, Denver, Colo.**

[*] **Notice:** The portion of the term of this patent subsequent to Mar. 19, 1999 has been disclaimed.

[**] **Term: 14 Years**

[21] **Appl. No.: 412,636**

[22] **Filed: Aug. 30, 1982**

Related U.S. Application Data

[63] Continuation-in-part of Ser. No. 320,440, Nov. 12, 1981, Pat. No. 278,000.

[52] **U.S. Cl.** **D3/76**

[58] **Field of Search** **D3/30.1, 39, 42, 72, D3/76, 77; 190/41 R, 57; D8/306, 315, 320**

[56] **References Cited**

U.S. PATENT DOCUMENTS

D. 177,475	4/1956	Koffler	D3/76
D. 225,383	12/1972	Eisele	D3/76
3,298,479	1/1967	Palmer et al.	D3/76
3,497,041	2/1970	Samhammer	D3/76

OTHER PUBLICATIONS

Evans Cat. 1975, p. 207, Item "J".

Primary Examiner—George P. Word
Attorney, Agent, or Firm—D. Michael Clayton

[57] **CLAIM**

The ornamental design for an attache case, as shown and described.

DESCRIPTION

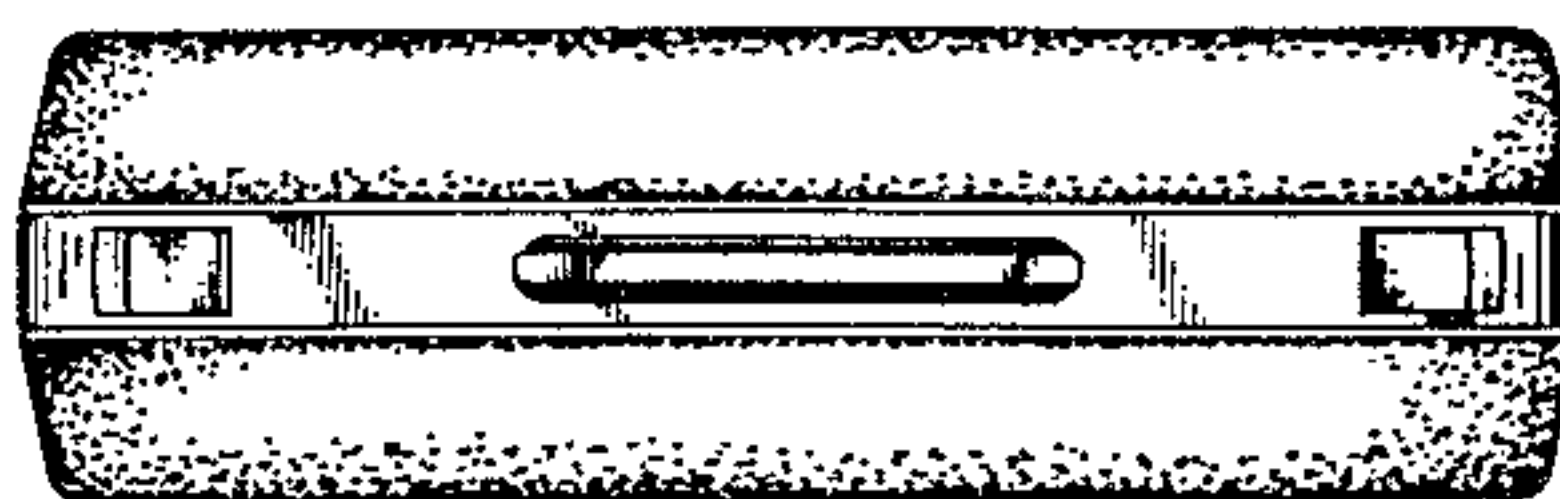

FIG. 1 is a perspective view of an attache case showing our new design;

FIG. 2 is a side elevational view thereof, the other opposite side elevational view being identical;

FIG. 3 is an end elevational view thereof, the other opposite end elevational view being identical;

FIG. 4 is a top plan view thereof; and

FIG. 5 is a bottom plan view thereof.



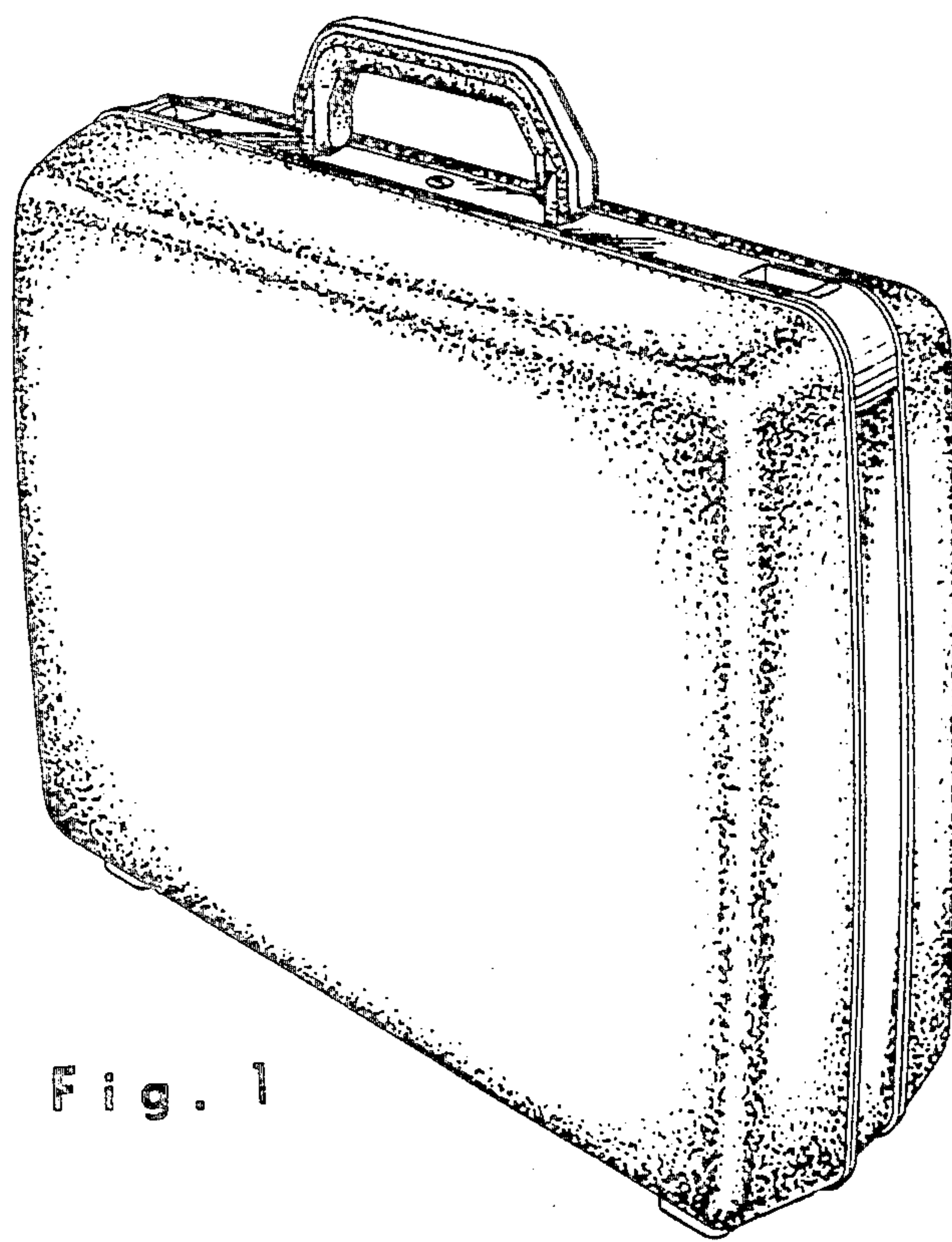


Fig. 1




Fig. 2




Fig. 3




Fig. 4




Fig. 5