

[54] UNIVERSAL WHEEL ADAPTOR FOR ALIGNMENT OF WHEELS OF A VEHICLE

[76] Inventor: Edward A. Richardson, 2140 Fremont Dr., Oklahoma City, Okla. 73120

[**] Term: 14 Years

[21] Appl. No.: 425,614

[22] Filed: Sep. 28, 1982

[52] U.S. Cl. D10/103; D10/65

[58] Field of Search D10/82; D32/46, 40; D10/65, 103; 269/276; 29/271, 273; 33/286, 288

[56] References Cited

U.S. PATENT DOCUMENTS

D. 208,249	8/1967	Prunchak	D32/46
D. 221,244	7/1971	Lawrence	D32/46
D. 267,281	12/1982	Mottl et al.	D32/46
1,975,773	10/1934	Davis	29/273
2,618,189	11/1952	Almes	29/273

3,364,558 1/1968 Freet 29/273

OTHER PUBLICATIONS

J. C. Whitney, ©1981, p. 131, Magnetic Caster and Camber Gauge, bottom right, #17-9272x.

Primary Examiner—Bernard Ansher
Assistant Examiner—Terry Pfeffer

[57] CLAIM

The ornamental design for a universal wheel adaptor for alignment of wheels of a vehicle, substantially as shown and described.

DESCRIPTION

FIG. 1 is a top plan view of the universal wheel adaptor for alignment of a wheel of a vehicle showing my new design.

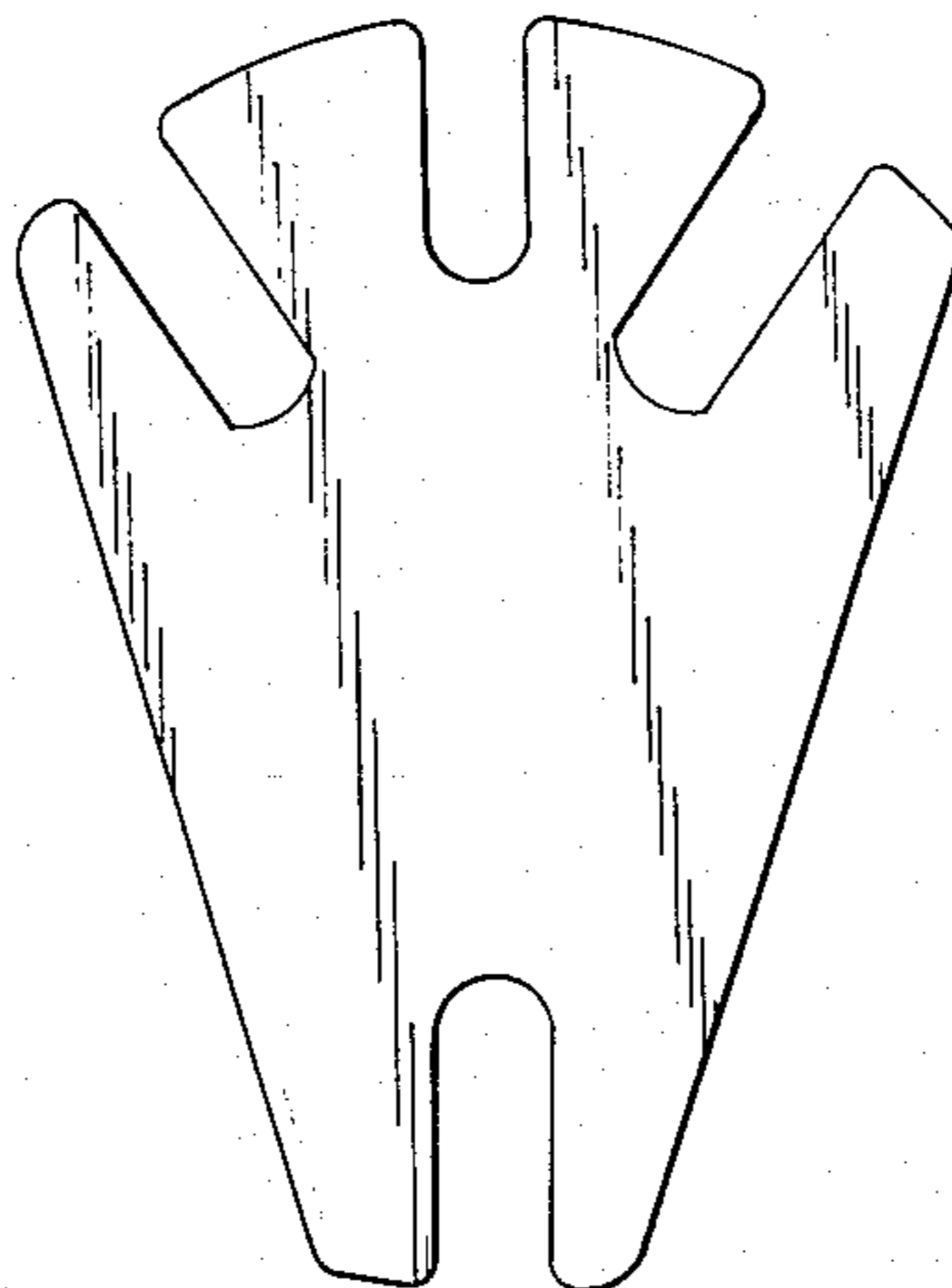
FIG. 2 is a bottom plan view thereof.

FIG. 3 is a rear elevation thereof;

FIG. 4 is a front elevation thereof;

FIG. 5 is a left side elevation thereof; and,

FIG. 6 is a right side elevation thereof.



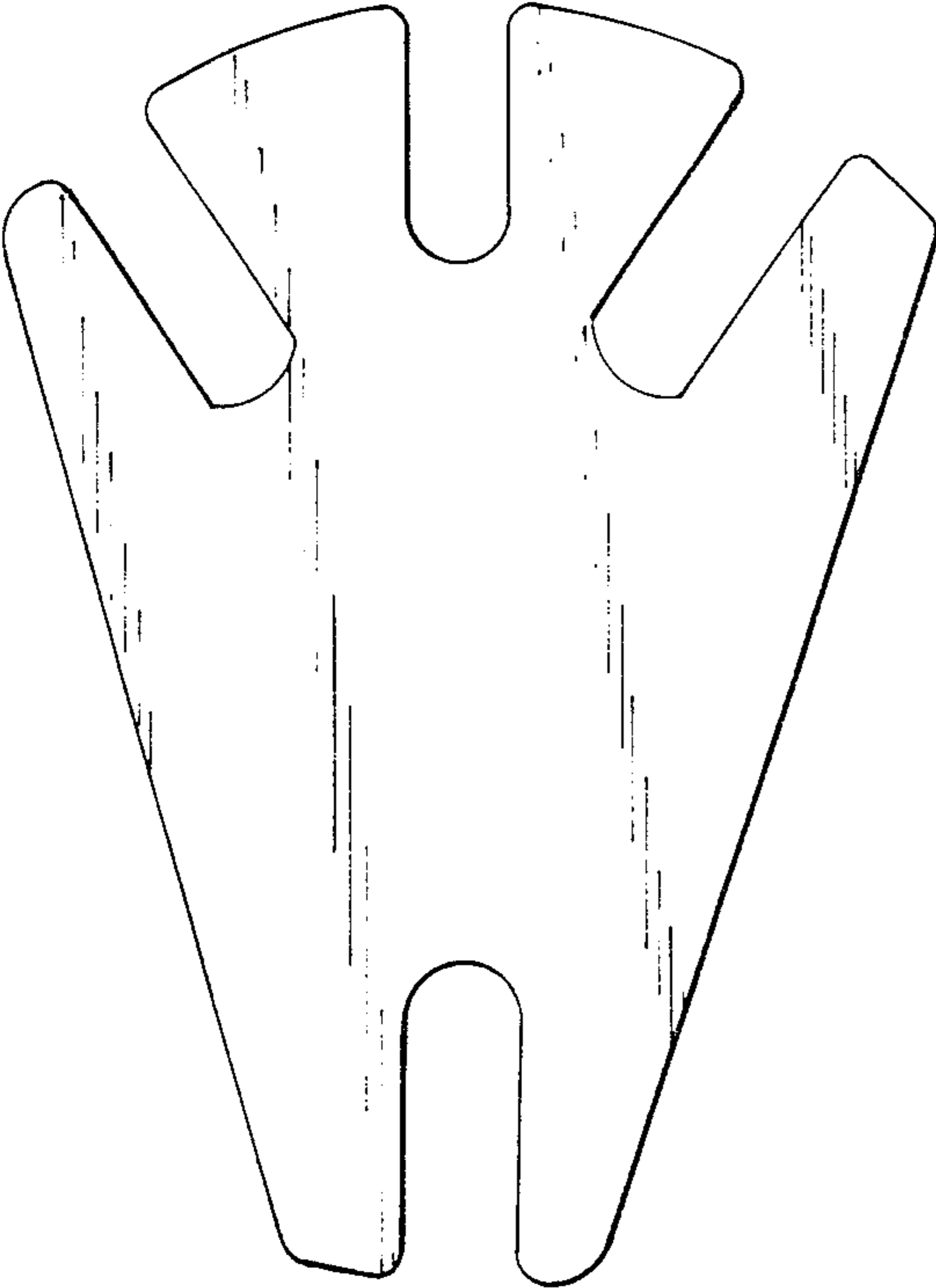


FIG. 1

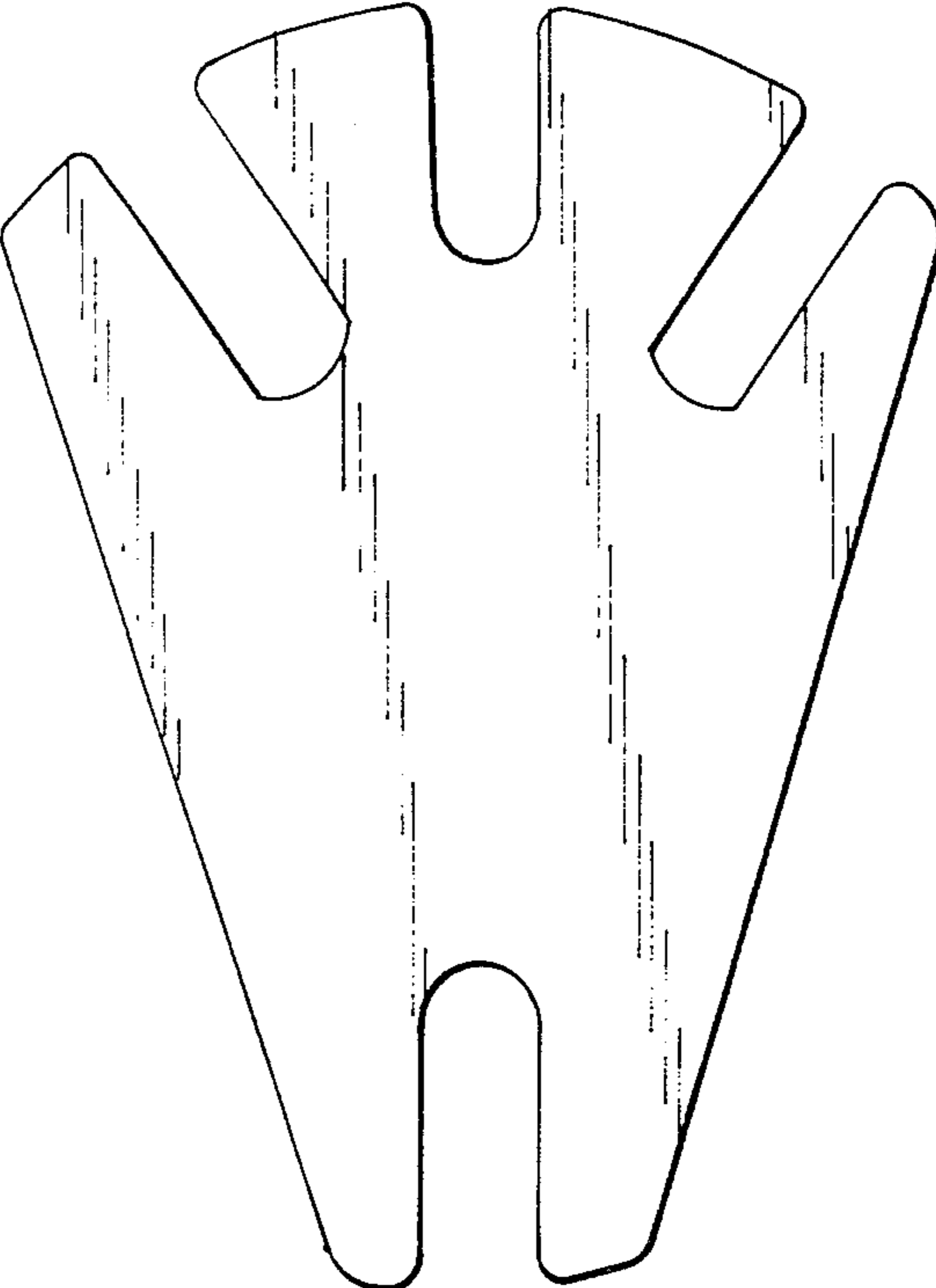


FIG. 2



FIG. 3




FIG. 4



FIG. 5



FIG. 6