

[54] **VIDEO CASSETTE CASE**

[75] Inventor: **Keiichi Yoshizawa, Chiba, Japan**  
[73] Assignee: **TDK Electronics Co., Ltd., Tokyo, Japan**  
[\*\*] Term: **14 Years**  
[21] Appl. No.: **477,291**  
[22] Filed: **Mar. 21, 1983**

[30] **Foreign Application Priority Data**

Sep. 22, 1982 [JP] Japan ..... 57-42911  
[52] U.S. Cl. .... **D9/432**  
[58] Field of Search ..... **D9/432, 418; D3/35; D20/27; 206/387**

[56] **References Cited**

**U.S. PATENT DOCUMENTS**

D. 255,874 7/1980 Fujimoto et al. .... D9/432  
D. 263,060 2/1982 Yoshizawa ..... D20/27  
D. 266,437 10/1982 Yoshizawa ..... D20/27  
D. 272,322 1/1984 Fujimoto et al. .... D9/432  
D. 275,654 9/1984 Yoshizawa ..... D9/432  
D. 276,566 11/1984 Yoshizawa ..... D20/27 X  
D. 276,567 11/1984 Yoshizawa ..... D20/27 X

**OTHER PUBLICATIONS**

Video Review, Aug. 1982, p. 30, Memorex and PD Magnetics Cassette Packages, p. 34, TDK Cassette Packages, p. 36, Fuji Cassette Package.


*Primary Examiner*—Robert C. Spangler  
*Attorney, Agent, or Firm*—Seidel, Gonda, Goldhammer & Abbott

[57] **CLAIM**

The ornamental design for a video cassette case, as shown and described.

**DESCRIPTION**

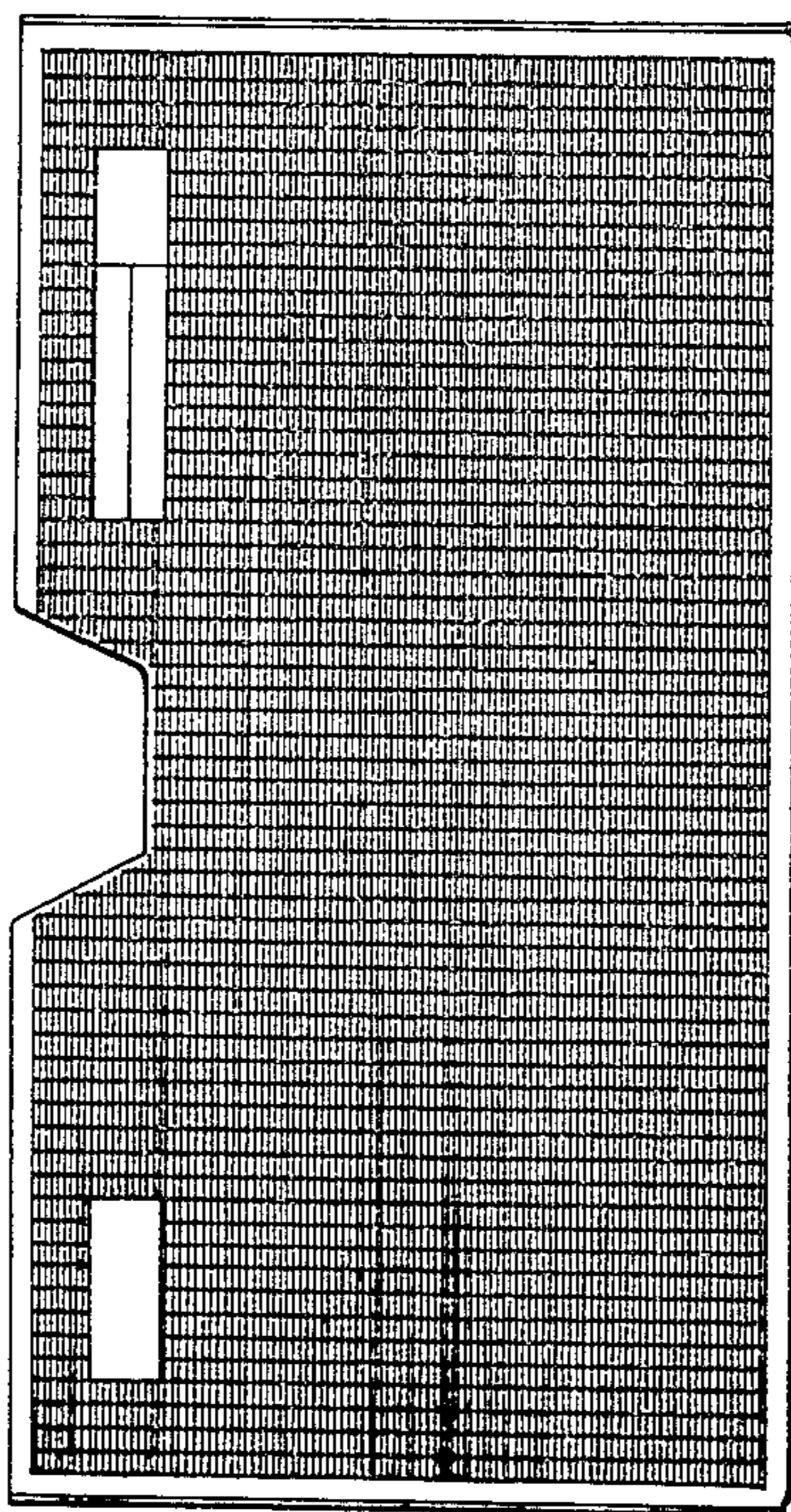

FIG. 1 is a front view of a video cassette case, showing my new design;  
FIG. 2 is a left side view thereof;  
FIG. 3 is a right side view thereof;  
FIG. 4 is a rear view thereof;  
FIG. 5 is a top view thereof; and  
FIG. 6 is a view similar to FIG. 1 showing a modified form of my new design wherein the only change is the transparent window shown.  
The bottom view is omitted as it is symmetrical with the top view.




*FIG. 2*

*FIG. 1*

*FIG. 3*



*FIG. 4*



*FIG. 5*

*FIG. 6*

