

[54] VIDEO CASSETTE CASE

[75] Inventor: Keiichi Yoshizawa, Chiba, Japan

[73] Assignee: TDK Electronics Co., Ltd., Tokyo, Japan

[\*\*] Term: 14 Years

[21] Appl. No.: 477,290

[22] Filed: Mar. 21, 1983

[30] Foreign Application Priority Data

Sep. 22, 1982 [JP] Japan ..... 57-42910

[52] U.S. Cl. .... D9/432

[58] Field of Search ..... D9/432, 418; D3/35; D20/27; 206/387

[56] References Cited

U.S. PATENT DOCUMENTS

- D. 255,874 7/1980 Fujimoto et al. .... D9/432
- D. 263,060 2/1982 Yoshizawa ..... D20/27
- D. 266,437 10/1982 Yoshizawa ..... D20/27
- D. 272,322 1/1984 Fujimoto et al. .... 79/432
- D. 275,654 9/1984 Yoshizawa ..... D9/432
- D. 276,566 11/1984 Yoshizawa ..... D20/27 X
- D. 276,567 11/1984 Yoshizawa ..... D20/27 X

OTHER PUBLICATIONS

Video Review, Aug. 1982, p. 30, Memorex and PD Magnetics Cassette Packages, p. 34, TDK Cassette Packages, p. 36, Fuji Cassette Package.

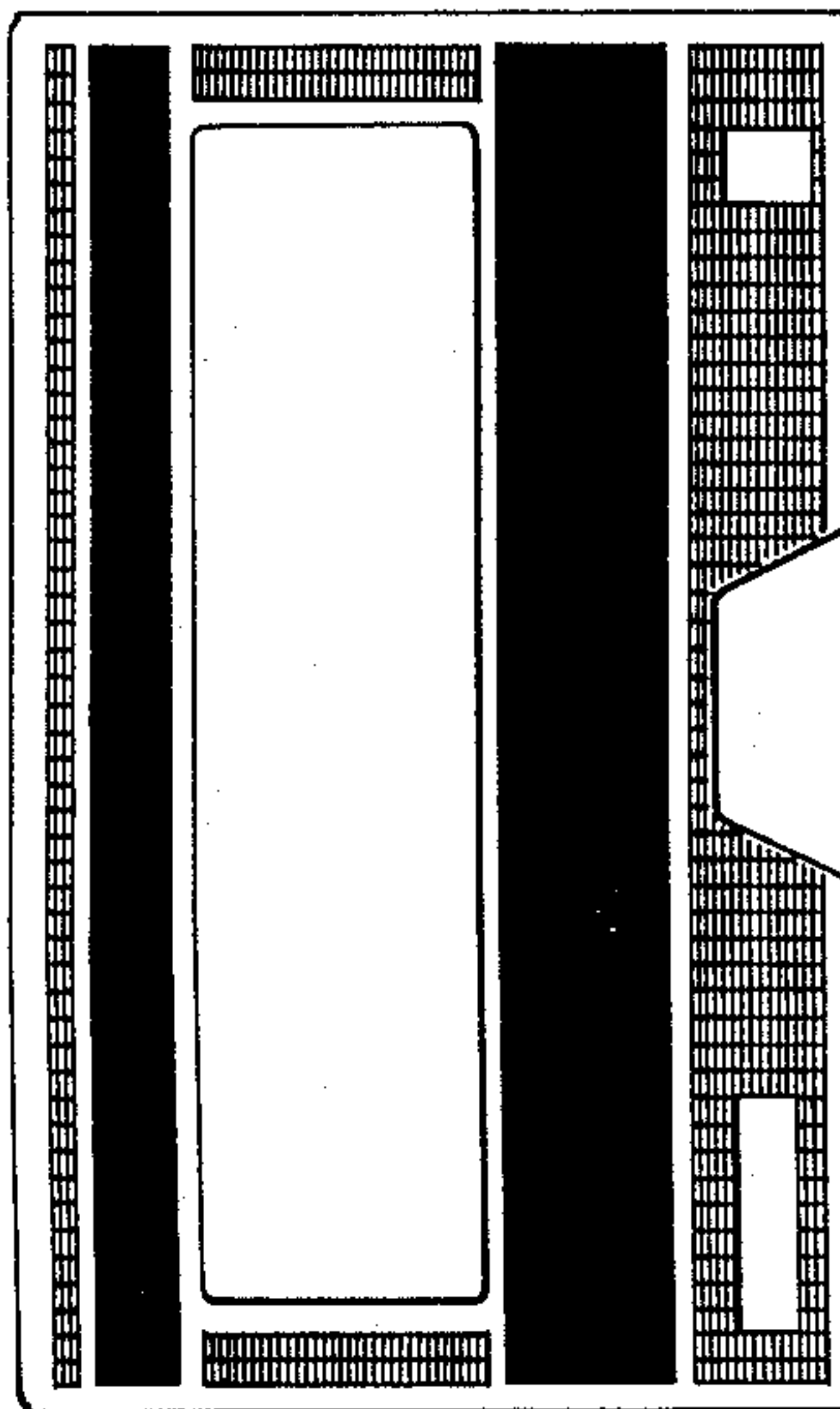
Primary Examiner—Robert C. Spangler  
Attorney, Agent, or Firm—Seidel, Gonda, Goldhammer & Abbott

[57] CLAIM


The ornamental design for a video cassette case, as shown and described.

DESCRIPTION

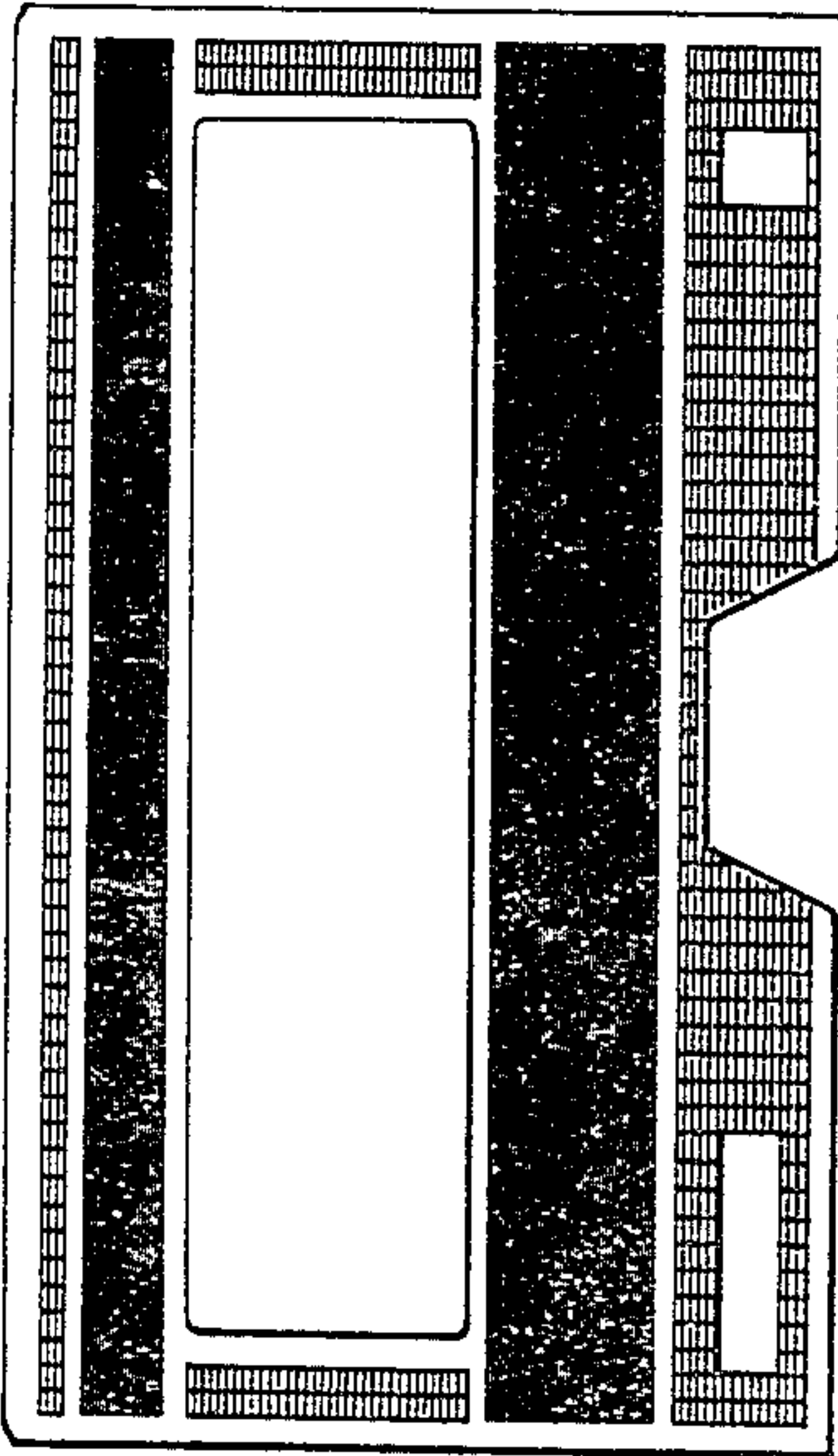
FIG. 1 is a front view of a video cassette case, showing my new design;  
FIG. 2 is a left side view thereof;  
FIG. 3 is a right side view thereof;  
FIG. 4 is a rear view thereof;  
FIG. 5 is a top view thereof; and  
FIG. 6 is a view similar to FIG. 1 showing a modified form of my new design wherein the only change is the transparent window shown.  
The bottom view is omitted as it is symmetrical with the top view.




*FIG. 2*




*FIG. 1*




*FIG. 3*



*FIG. 4*



*FIG. 5*



*FIG. 6*

