

- [54] **AUTOMOBILE LOCK SCRATCH GUARD**
- [75] Inventors: **Robert F. Marrinan**, Worthington;  
**James D. Orr**, Groveport, both of Ohio
- [73] Assignee: **The D. L. Auld Company**, Columbus, Ohio
- [\*\*] Term: **14 Years**
- [21] Appl. No.: **712,894**
- [22] Filed: **Mar. 18, 1985**

**Related U.S. Application Data**

- [62] Division of Ser. No. 468,014, Feb. 23, 1983.
- [52] U.S. Cl. .... **D8/350**
- [58] Field of Search ..... **D8/350-353;**  
292/357; 174/66; 220/241

**References Cited**

**U.S. PATENT DOCUMENTS**

- D. 176,282 12/1955 Patriquin ..... D8/350
- D. 179,436 12/1956 Arbib ..... D8/350
- D. 179,659 2/1957 Schoepe ..... D8/353
- D. 185,005 4/1959 Kubota ..... D8/350
- D. 228,061 8/1973 Kartarik ..... D8/350

2,733,474 2/1956 Capitani ..... D8/350

**OTHER PUBLICATIONS**

Arrow Lock Corp. Brochure, p. 14, Escutcheon 1500, 500.

*Primary Examiner*—B. J. Bullock  
*Attorney, Agent, or Firm*—Killworth, Gottman, Hagan & Schaeff

[57] **CLAIM**

The ornamental design for an automobile lock scratch guard, substantially as shown and described.

**DESCRIPTION**

FIG. 1 is a front view of an automobile lock scratch guard showing our new design;  
 FIG. 2 is a right side view thereof, the left side being a mirror image;  
 FIG. 3 is a rear view thereof;  
 FIG. 4 is a bottom view thereof;  
 FIG. 5 is a sectional view taken on line 5—5 of FIG. 1;  
 FIG. 6 is a front view of a second embodiment of the design of FIG. 1, the rear being flat and unornamented;  
 FIG. 7 is a right side view of FIG. 6, the left being a mirror image;  
 FIG. 8 is a bottom view of FIG. 6.


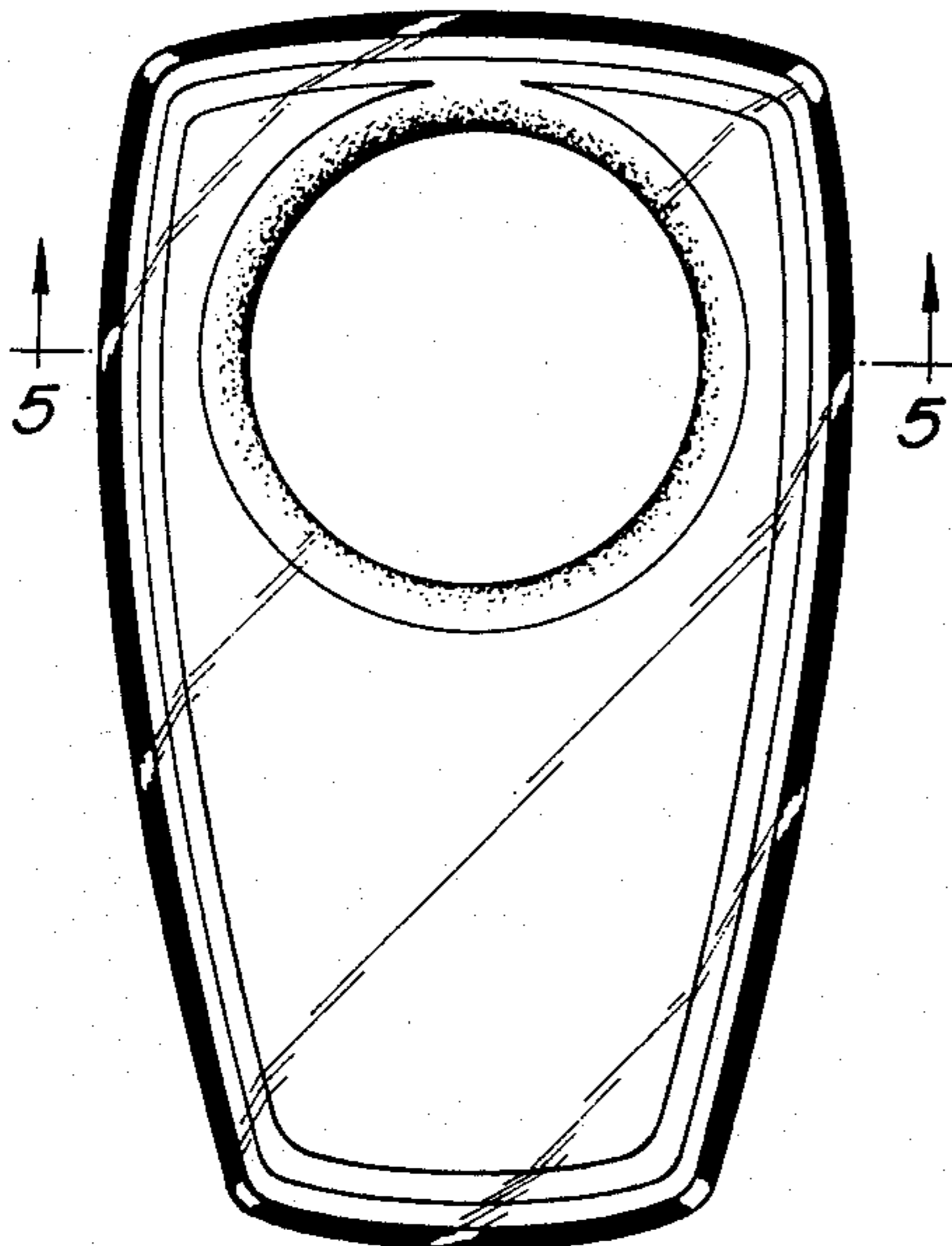


FIG-1

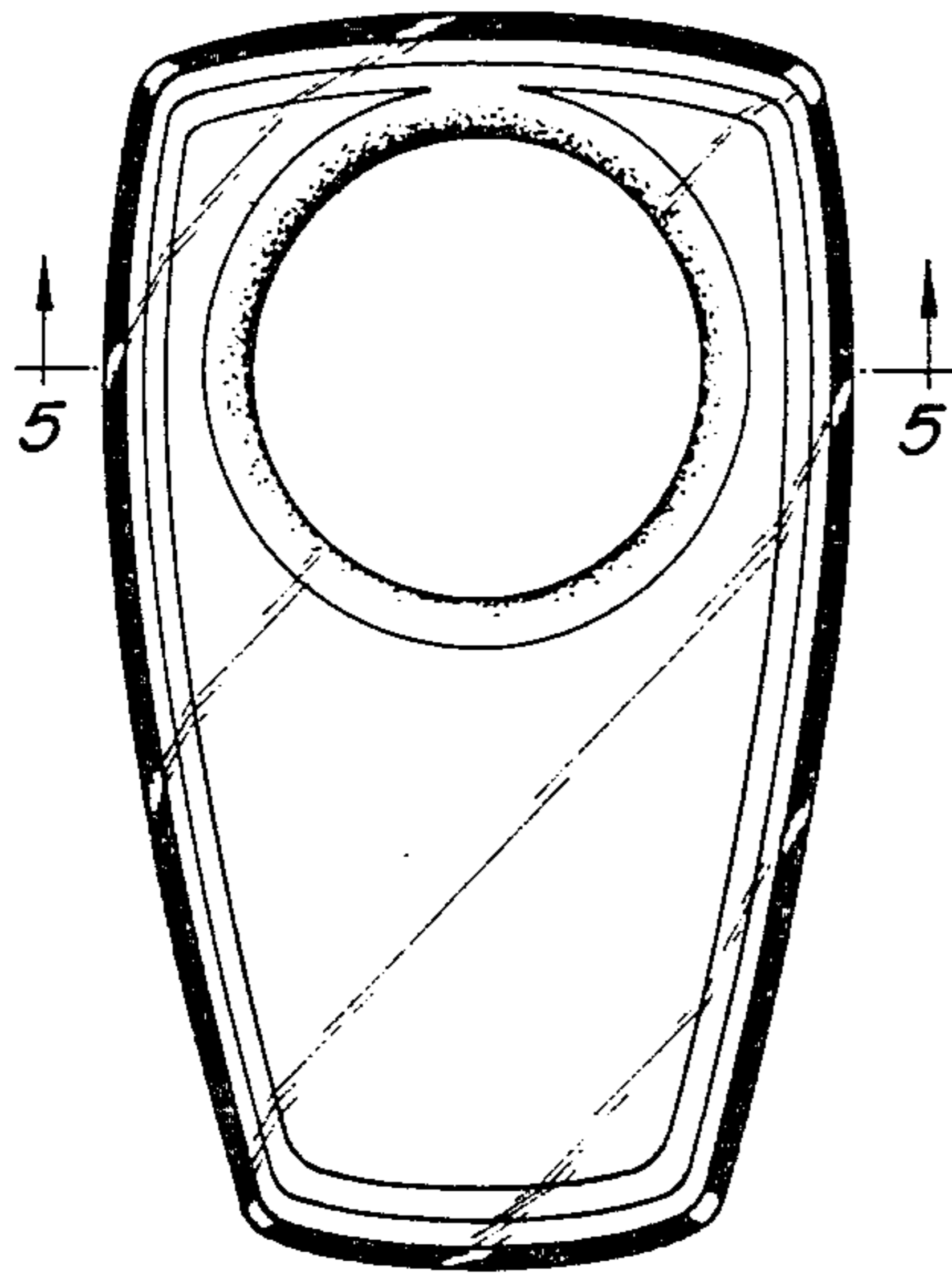


FIG-2



FIG-3

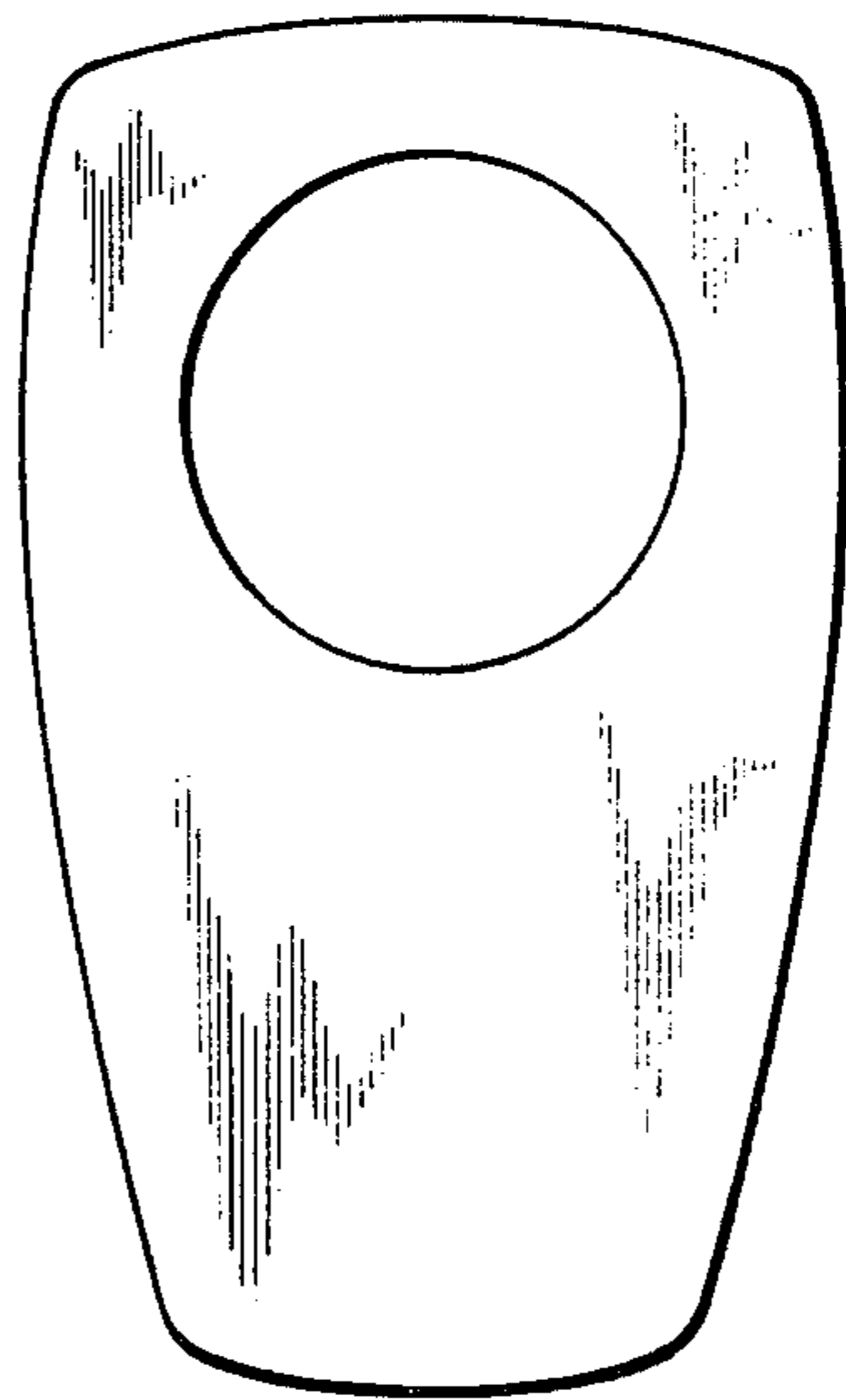


FIG-4




FIG-5




FIG-6




FIG-7



FIG-8

