

[54] **FLOWER POT SUPPORT**

[76] **Inventor:** Charles F. Meyer, 19427 Concord,
Detroit, Mich. 48234

[**] **Term:** 14 Years

[21] **Appl. No.:** 523,456

[22] **Filed:** Aug. 15, 1983

[52] **U.S. Cl.** D6/405; D6/556

[58] **Field of Search** D6/397, 403, 405, 411,
D6/418, 449, 462, 512, 513, 514, 517, 552, 553,
556, 557, 558, 566, 567, 572; D11/143-146, 148,
152, 154, 156; 47/67, 70, 45; 108/59, 149;
211/74, 75, 112, 113, 118, 119

[56] **References Cited**

U.S. PATENT DOCUMENTS

D. 242,884 1/1977 Diaz D6/403

OTHER PUBLICATIONS

Popular Science, 6/1980, p. 126, A Flower Pot Support
in the middle of pg.

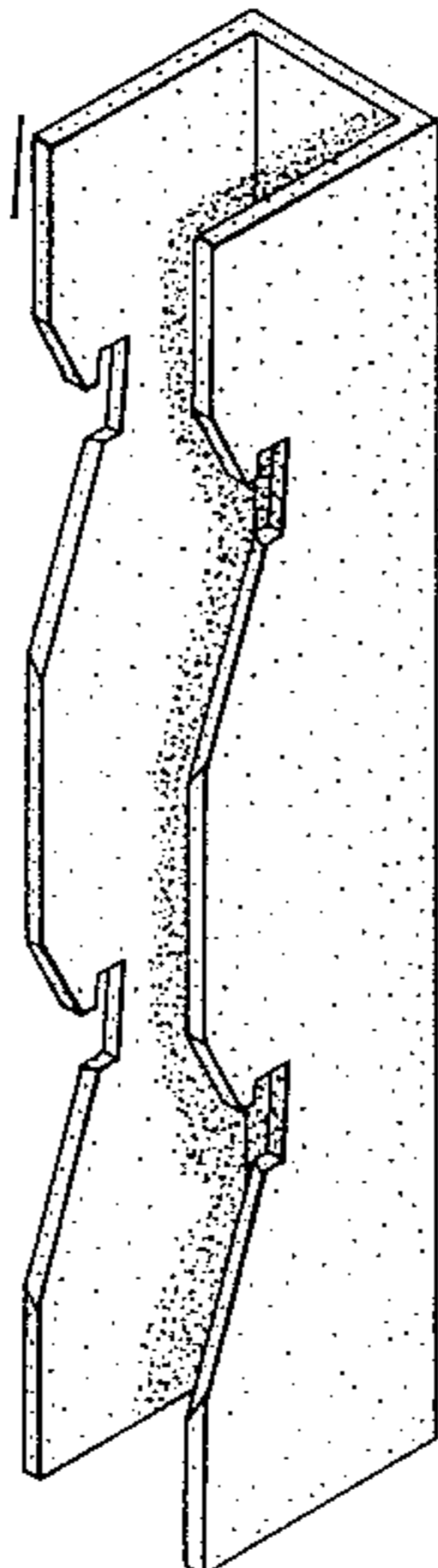
Primary Examiner—Wallace R. Burke
Assistant Examiner—Suzanne N. Gitlin
Attorney, Agent, or Firm—Charles W. Chandler

[57] **CLAIM**

The ornamental design for a flower pot support, as
shown and described.

DESCRIPTION

FIG. 1 is a perspective view of a flower pot support
showing my new design;
FIG. 2 is a front elevational view thereof;
FIG. 3 is a right side elevational view, the opposite side
being a mirror image;
FIG. 4 is a rear elevational view thereof;
FIG. 5 is a top plan view thereof, the bottom plan being
a mirror image; and
FIG. 6 is a perspective view of a second embodiment,
the only difference being a decrease in height.



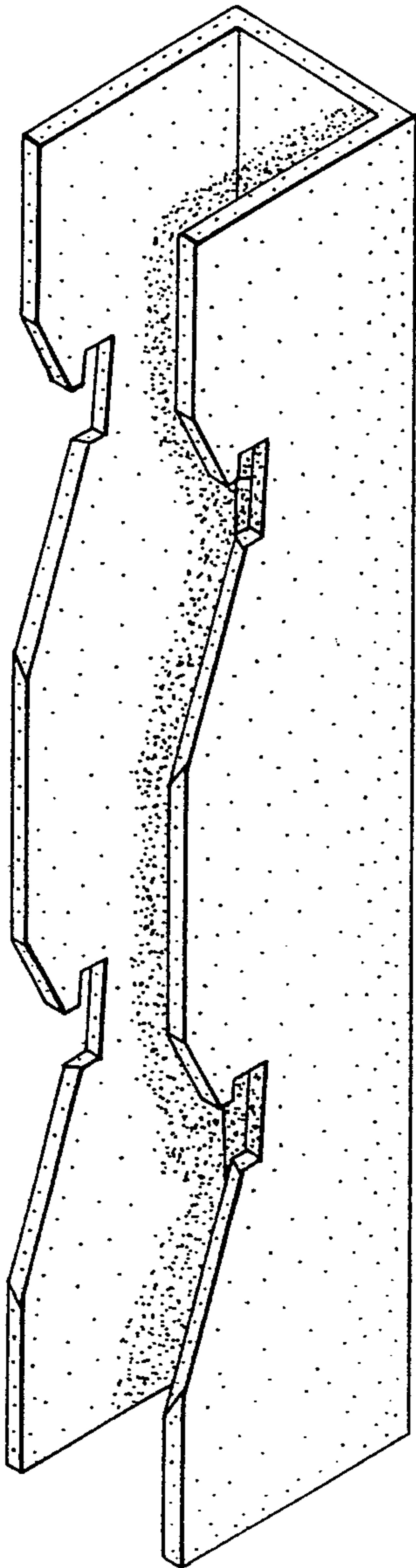


Fig. 1

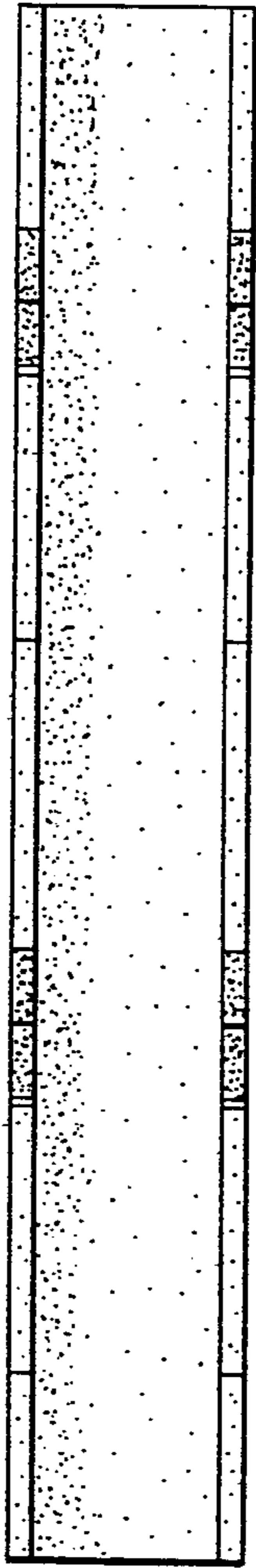


Fig. 2



Fig. 3



Fig. 4




Fig. 5

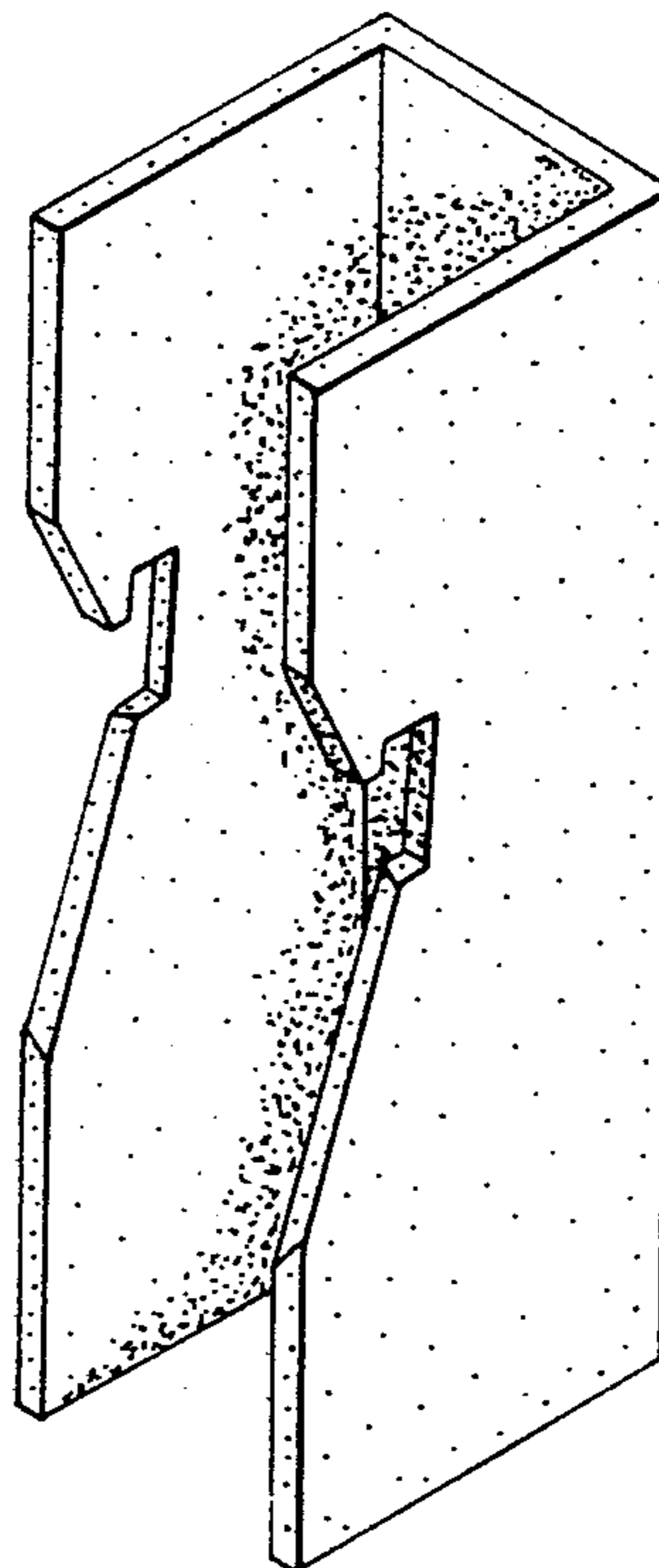


Fig. 6