

[54] DISPOSABLE CARTRIDGE FOR A LINEAR SURGICAL STAPLER

4,108,306	8/1978	Samuels et al.	206/339
4,294,355	10/1981	Jewusiak et al.	206/339
4,344,531	8/1982	Giersch	206/339
4,354,628	10/1982	Green	227/19
4,383,634	5/1983	Green	227/19

[75] Inventors: Herbert W. Korthoff, Wilton; Thomas Tompkins, Trumbull, both of Conn.

Primary Examiner—A. Hugo Word  
Assistant Examiner—Stella Reid  
Attorney, Agent, or Firm—John E. Nathan; Robert R. Jackson; Douglas J. Gilbert

[73] Assignee: United States Surgical Corporation, Norwalk, Conn.

[\*\*] Term: 14 Years

[57] CLAIM

[21] Appl. No.: 480,444

The ornamental design for a disposable cartridge for a linear surgical stapler, substantially as shown and described.

[22] Filed: Mar. 30, 1983

[52] U.S. Cl. D24/26

[58] Field of Search D24/26, 27, 29; 128/334 R; 206/339; 227/DIG. 1

DESCRIPTION

[56] References Cited

U.S. PATENT DOCUMENTS

D. 253,612	12/1979	Jarvik et al.	D24/27
D. 253,613	12/1979	Jarvik et al.	D24/27
D. 271,796	12/1983	Green	D24/27
D. 272,279	1/1984	Green	D24/27
3,275,211	9/1966	Hirsch et al.	227/124
3,315,863	4/1967	O'Dea	227/19
3,604,561	9/1971	Mallina	206/56 DF

FIG. 1 is a bottom perspective view of a disposable cartridge for a linear surgical stapler showing my new design;

FIG. 2 is a top perspective view thereof;

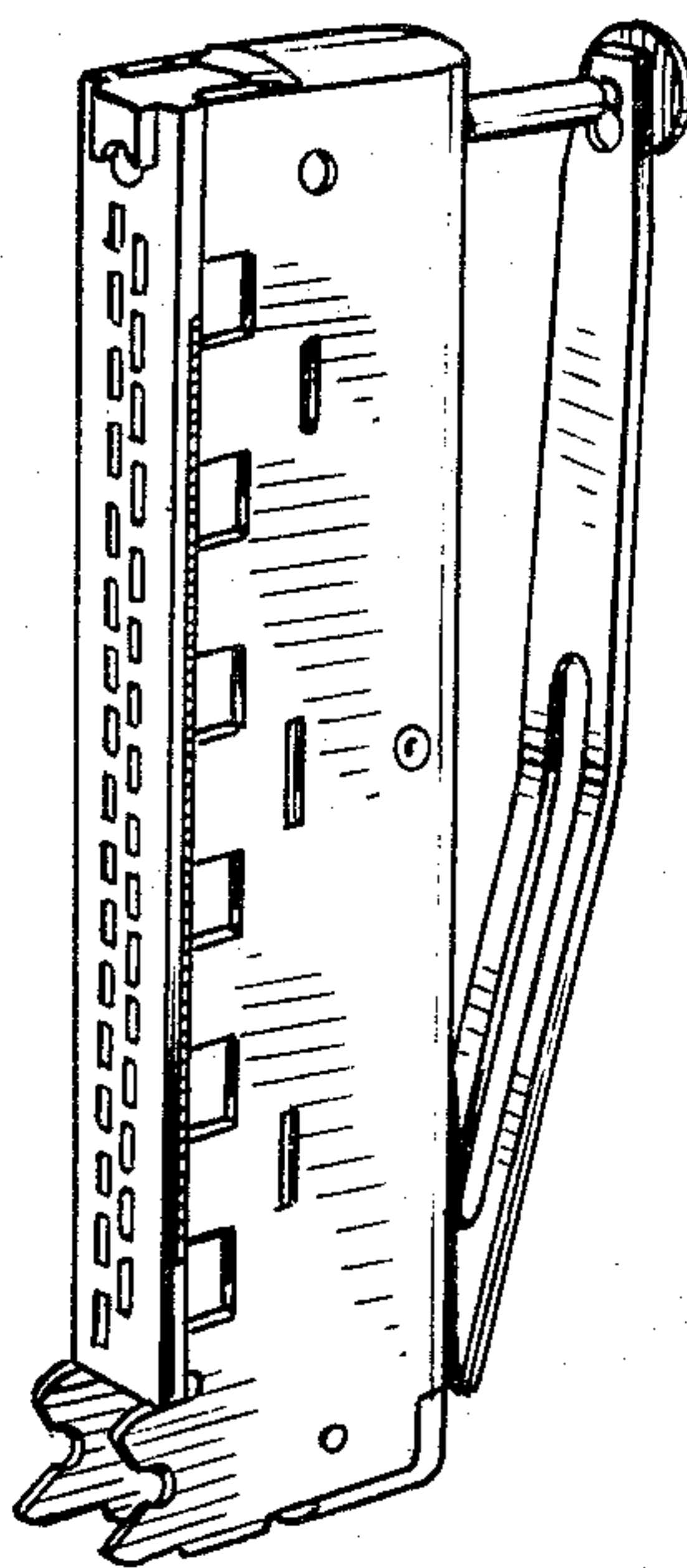
FIG. 3 is a rear elevational view thereof;

FIG. 4 is a top plan view thereof;

FIG. 5 is a bottom plan view thereof;

FIG. 6 is an end elevational view thereof, looking from the top of FIG. 1; and

FIG. 7 is an end elevational view thereof, looking from the bottom of FIG. 1.



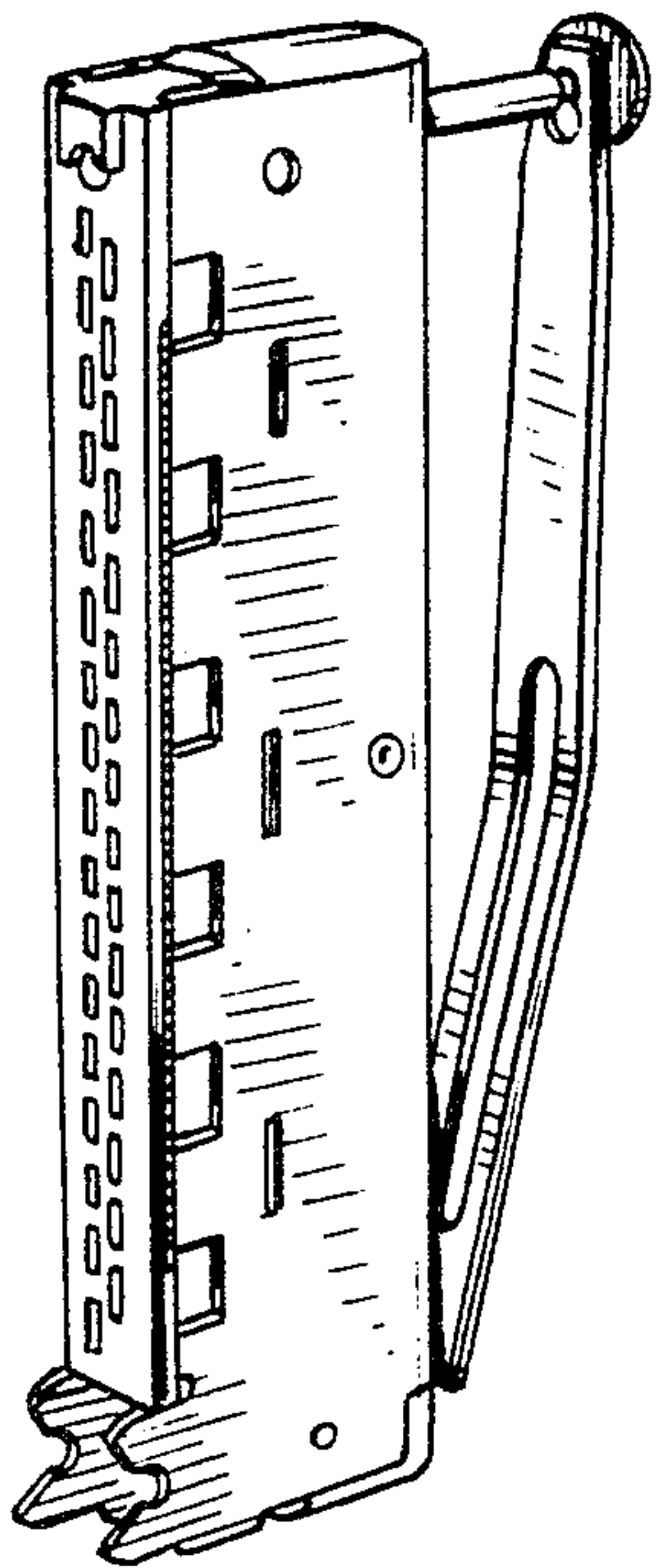


Fig. 1.

Fig. 6.




Fig. 2.

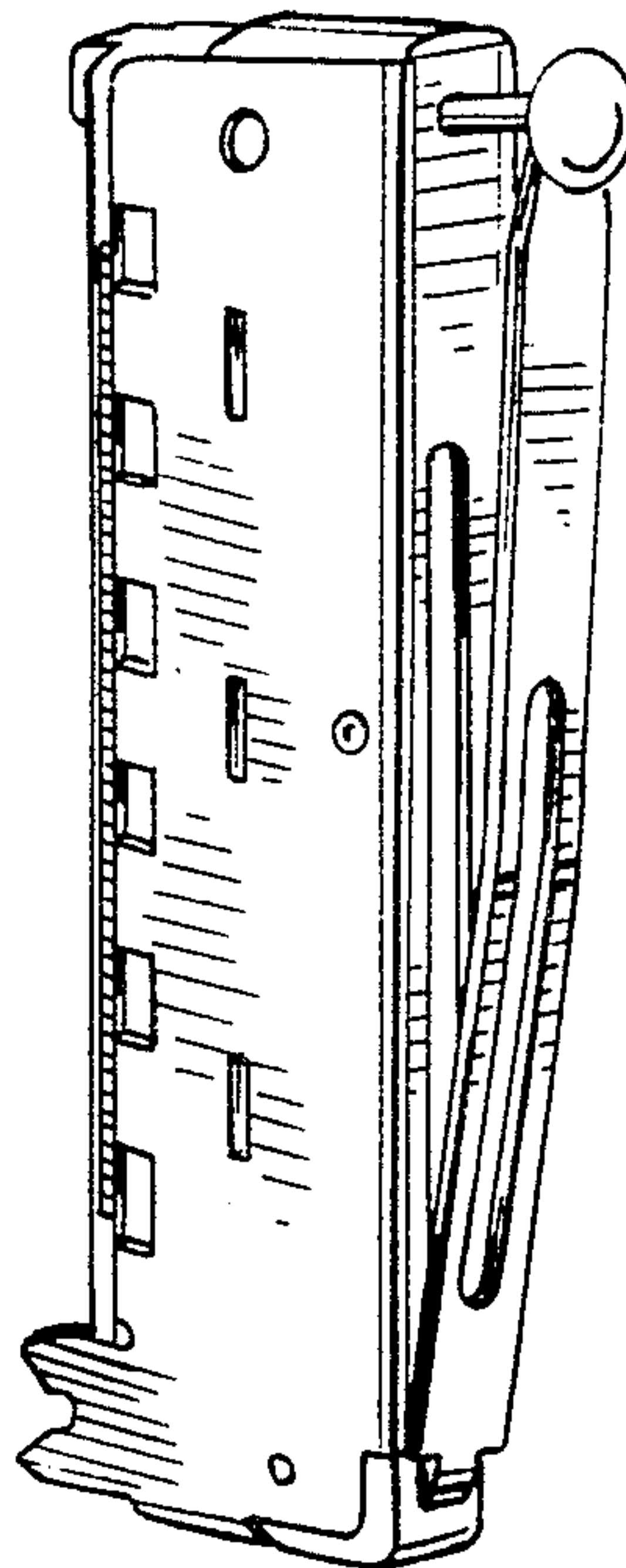


Fig. 7.



Fig. 3.

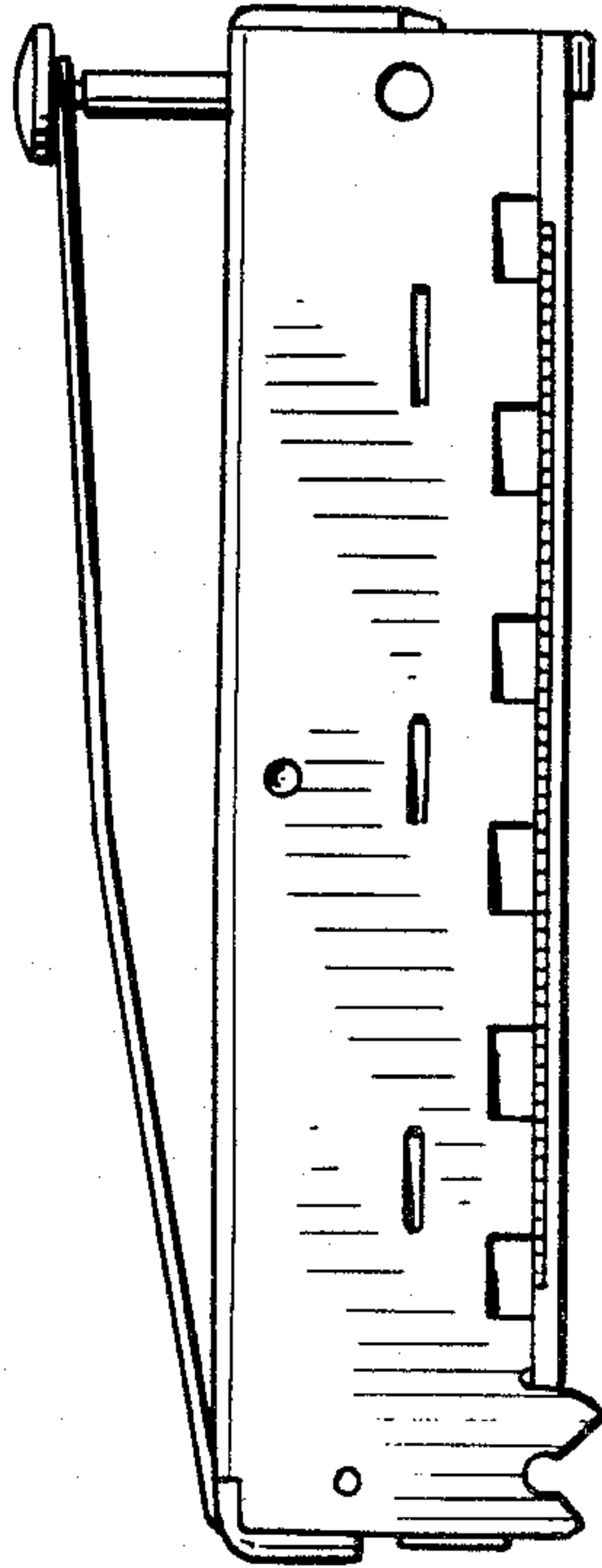


Fig. 4.



Fig. 5.

