

[54] HAIR COMB

[57] CLAIM

The ornamental design for a hair comb, as shown and described.

[76] Inventor: Franklin D. Harvey, 22 E. Broad St., Richmond, Va. 23219

DESCRIPTION

[\*\*] Term: 14 Years

FIG. 1 is a front elevation of a hair comb showing my new design, the rear being a mirror image; FIG. 2 is a top plan view of the comb of FIG. 1; FIG. 3 is a bottom plan view of FIG. 1; FIG. 4 is a left side elevation taken from the left in FIG. 1;

[21] Appl. No.: 629,409

FIG. 5 is a right side elevation taken from the right of FIG. 1;

[22] Filed: Jul. 10, 1984

[52] U.S. Cl. .... D28/30

FIG. 6 is a front elevation of a hair comb showing a modified form of my new design, the rear being a mirror image;

[58] Field of Search ..... D28/10, 21-34; D30/40; 132/11 R, 112-116, 122, 124, 126, 148-152, 159-163, DIG. 1

FIG. 7 is a top plan view of the comb of FIG. 6;

[56] References Cited

U.S. PATENT DOCUMENTS

D. 18,787	12/1888	Scott	.....	D28/30
D. 18,926	2/1889	Scott	.....	D28/30
D. 203,734	2/1966	Lutz et al.	.....	D28/30
D. 223,880	6/1972	Tucker	.....	D28/30
3,335,731	8/1967	Bulow	.....	D28/30 X
3,473,540	10/1969	Bulow	.....	D28/29 X

FIG. 8 is a bottom plan view of FIG. 6;

FIG. 9 is a left side elevation taken from the left in FIG. 6;

FIG. 10 is a right side elevation taken from the right of FIG. 6;

FIG. 11 is a front elevation of a hair comb showing a second modified form of my new design, the rear being a mirror image;

FIG. 12 is a top plan view of the comb of FIG. 11;

FIG. 13 is a bottom plan view of FIG. 11;

FIG. 14 is a left side elevation taken from the left in FIG. 11; and

FIG. 15 is a right side elevation taken from the right of FIG. 11.

Primary Examiner—Louis S. Zarfes

Attorney, Agent, or Firm—Dennison, Meserole, Pollack & Scheiner



FIG. 4



FIG. 1

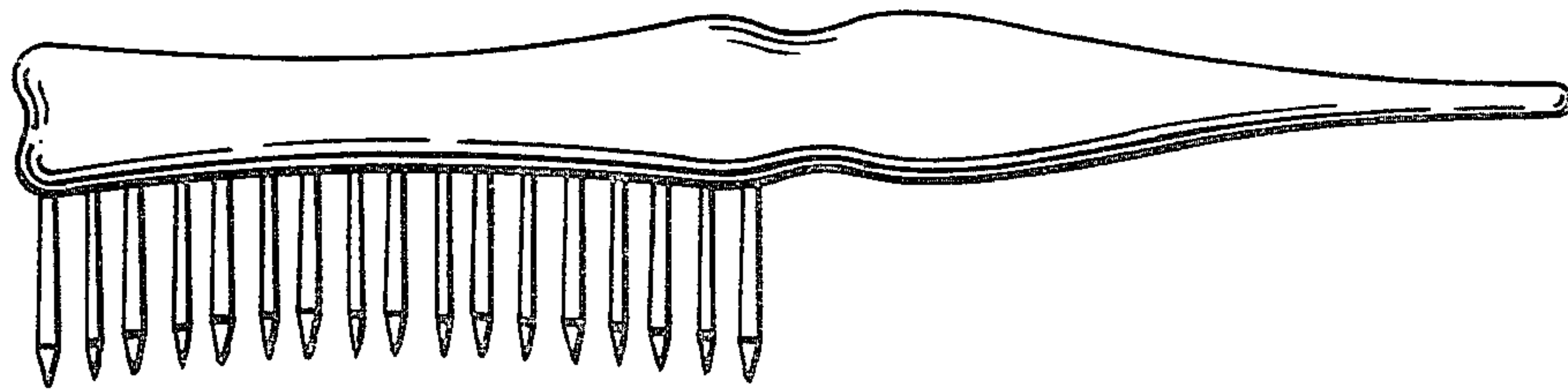


FIG. 5



FIG. 2




FIG. 3



FIG. 9



FIG. 6




FIG. 10



FIG. 7



FIG. 8



FIG. 14



FIG. 11

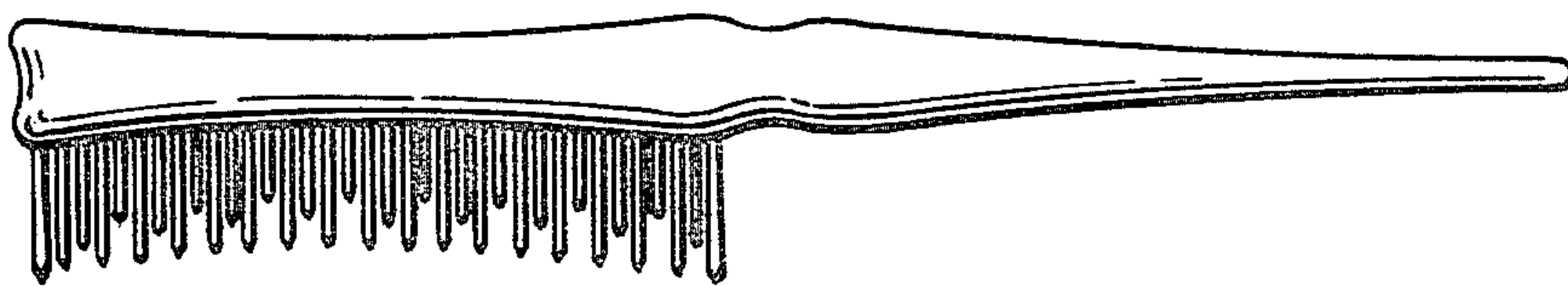


FIG. 15



FIG. 12



FIG. 13

