

[54] **COMB**

[76] **Inventor: Franklin D. Harvey, 22 E. Broad St., Richmond, Va. 23219**

[**] **Term: 14 Years**

[21] **Appl. No.: 629,414**

[22] **Filed: Jul. 10, 1984**

[52] **U.S. Cl. D28/21**

[58] **Field of Search D28/10, 21-34; D30/40; 132/11 R, 112-116, 148-152, 159-163, DIG. 1**

[56] **References Cited**

U.S. PATENT DOCUMENTS

D. 188,019	5/1960	Dorr	D28/22
D. 211,501	6/1968	Gray	D28/29
D. 226,692	4/1973	Sherman	D30/40
D. 234,163	1/1975	Metall et al.	D28/21

Primary Examiner—Louis S. Zarfes

Attorney, Agent, or Firm—Dennison, Meserole, Pollack & Scheiner

[57] **CLAIM**

The ornamental design for a comb, as shown.

DESCRIPTION

FIG. 1 is a front elevation of a comb showing my new design, the rear being a mirror image;
FIG. 2 is a top plan view;
FIG. 3 is a bottom plan view;
FIG. 4 is a left side elevation taken from the left of FIG. 1;
FIG. 5 is a right side elevation taken from the right of FIG. 1;
FIG. 6 is a front elevation of a comb showing a modified form of my new design;
FIG. 7 is a top plan view of FIG. 6;
FIG. 8 is a bottom plan view of FIG. 6;
FIG. 9 is a left side elevation taken from the left of FIG. 6;
FIG. 10 is a right side elevation taken from the right of FIG. 6;
FIG. 11 is a front elevation of a comb showing a second modified form of my new design;
FIG. 12 is a top plan view of the comb of FIG. 11;
FIG. 13 is a bottom plan view of FIG. 11;
FIG. 14 is a left side elevation taken from the left of FIG. 11; and
FIG. 15 is a right side elevation taken from the right of FIG. 11.

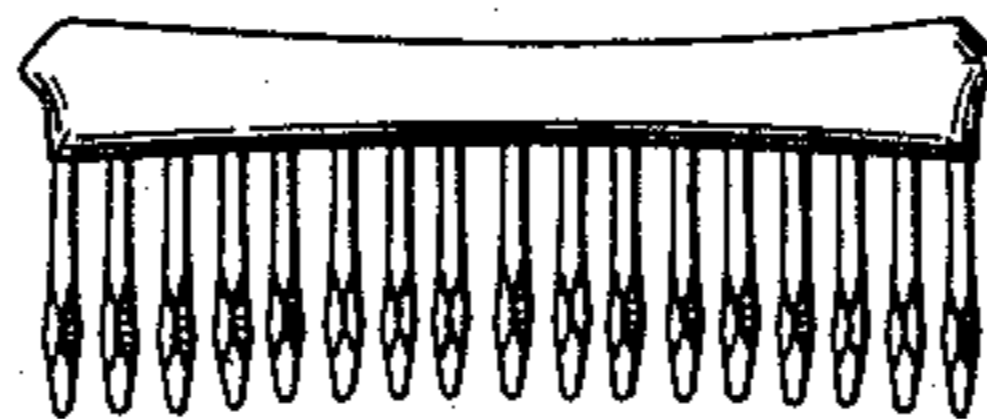
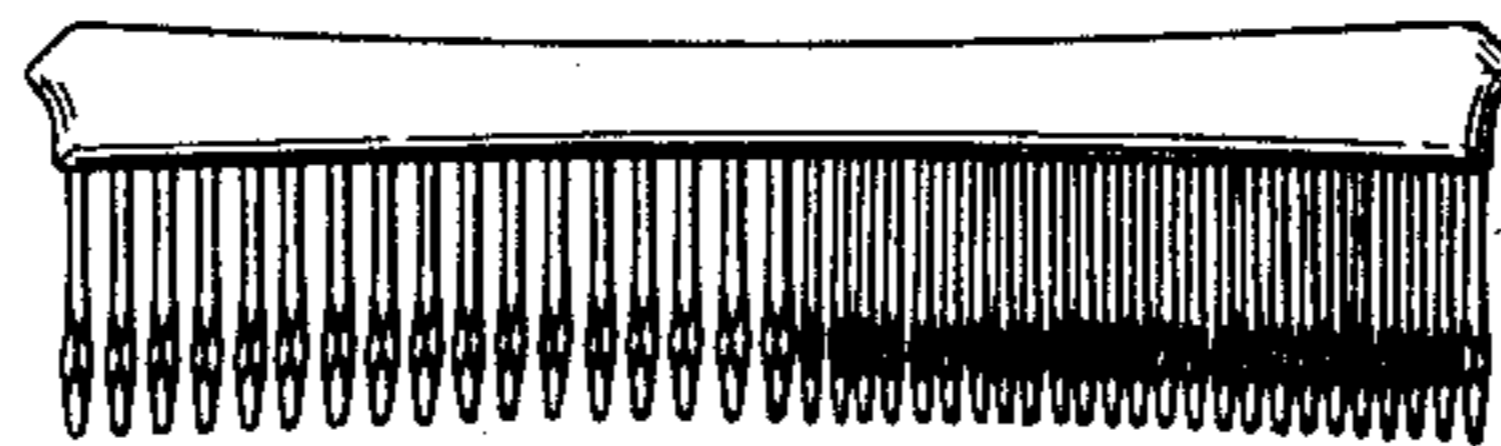


FIG. 4



FIG. 1

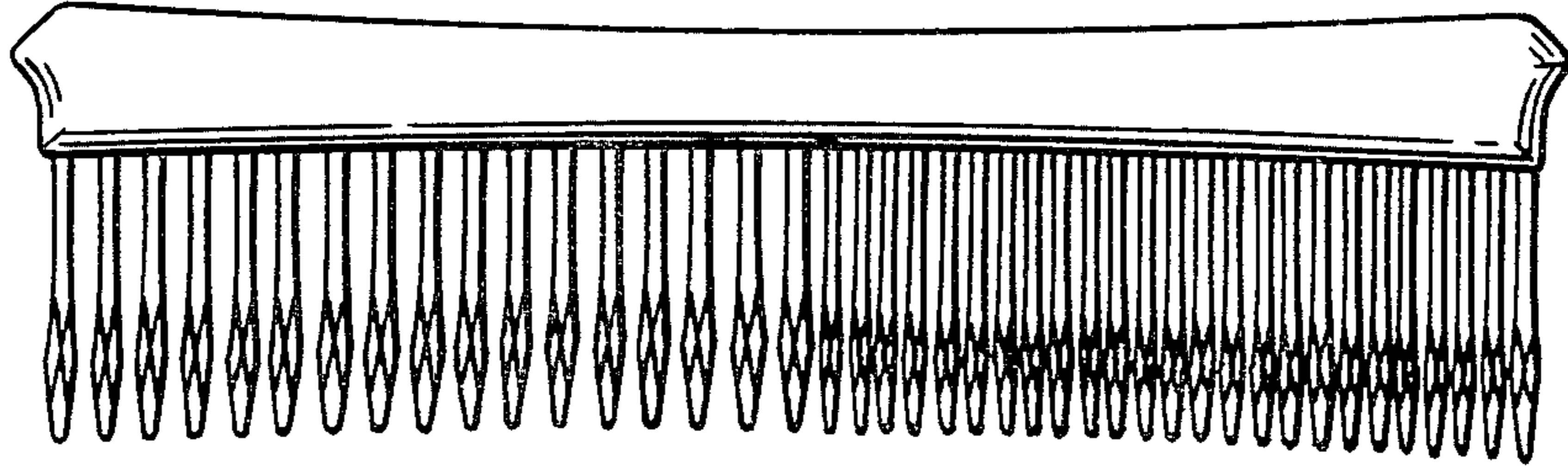


FIG. 5



FIG. 2




FIG. 3



FIG. 9



FIG. 6

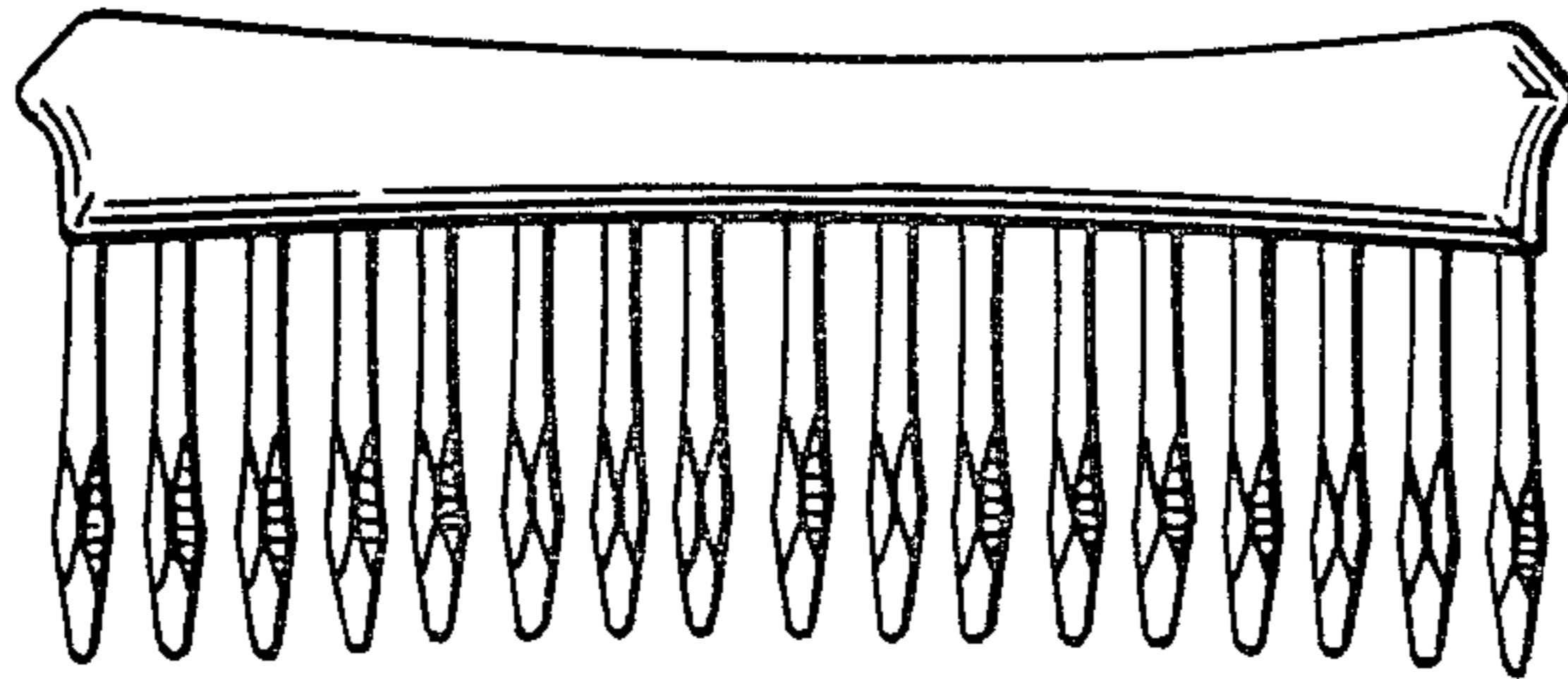


FIG. 10



FIG. 7




FIG. 8



FIG. 14



FIG. 11

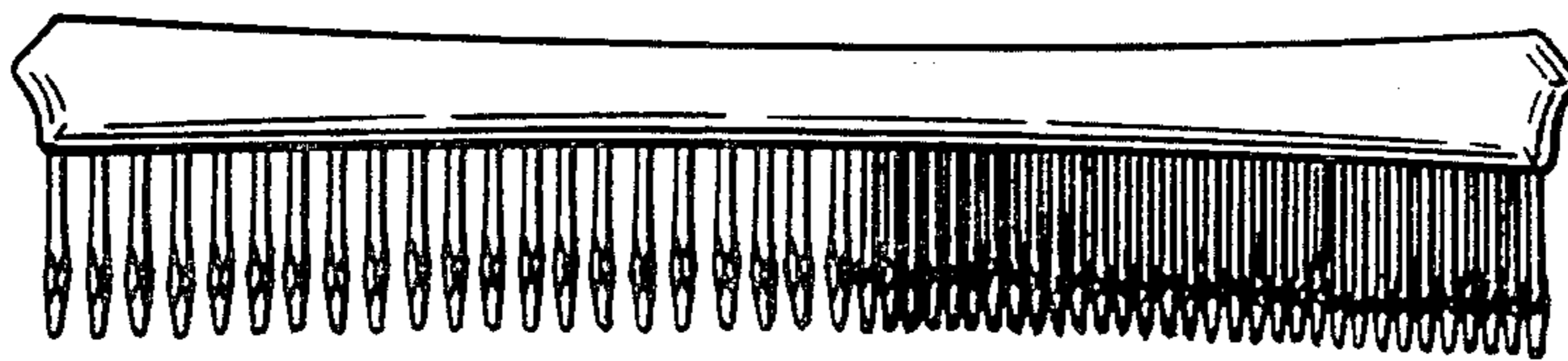


FIG. 15



FIG. 12



FIG. 13

