

[54] **OUTRIGGER PAD**

[76] **Inventor: Charles J. Sauber, 10 N. Sauber Rd., Virgil, Ill. 60182**

[\*\*] **Term: 14 Years**

[21] **Appl. No.: 461,695**

[22] **Filed: Jan. 28, 1983**

[52] **U.S. Cl. .... D8/373**

[58] **Field of Search ..... D8/373; 212/189; 280/763.1; 248/188.2, 188.8, 357, 677**

[56] **References Cited**

**U.S. PATENT DOCUMENTS**

D. 116,995 10/1939 Chance ..... D8/373

3,831,774	8/1974	Moore	.....	248/357
4,073,454	2/1978	Sauber	.....	248/188.2
4,254,927	3/1981	Stonhaus	.....	248/357
4,266,809	5/1981	Wuerflein	.....	248/677
4,474,387	10/1984	Maranell	.....	248/357

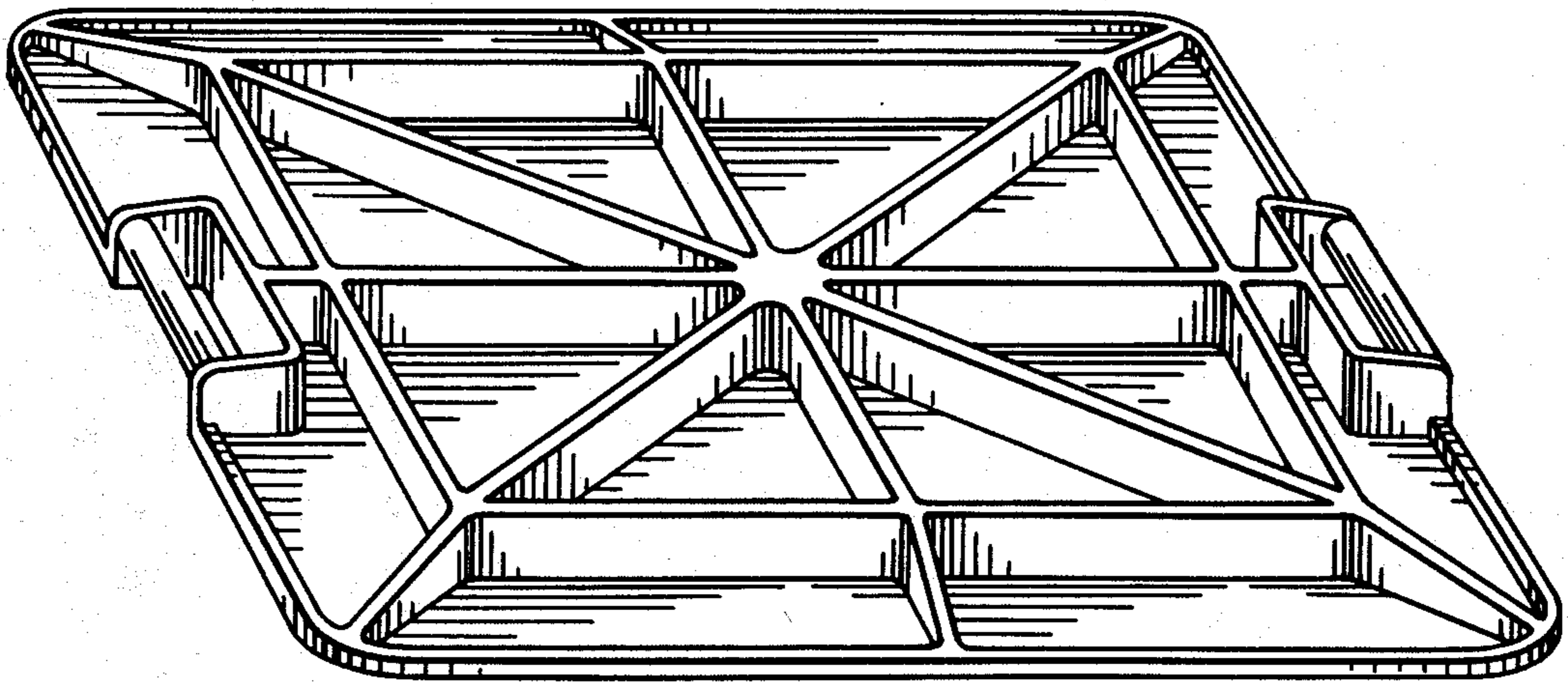
*Primary Examiner*—B. J. Bullock  
*Attorney, Agent, or Firm*—Leydig, Voit & Mayer, Ltd.

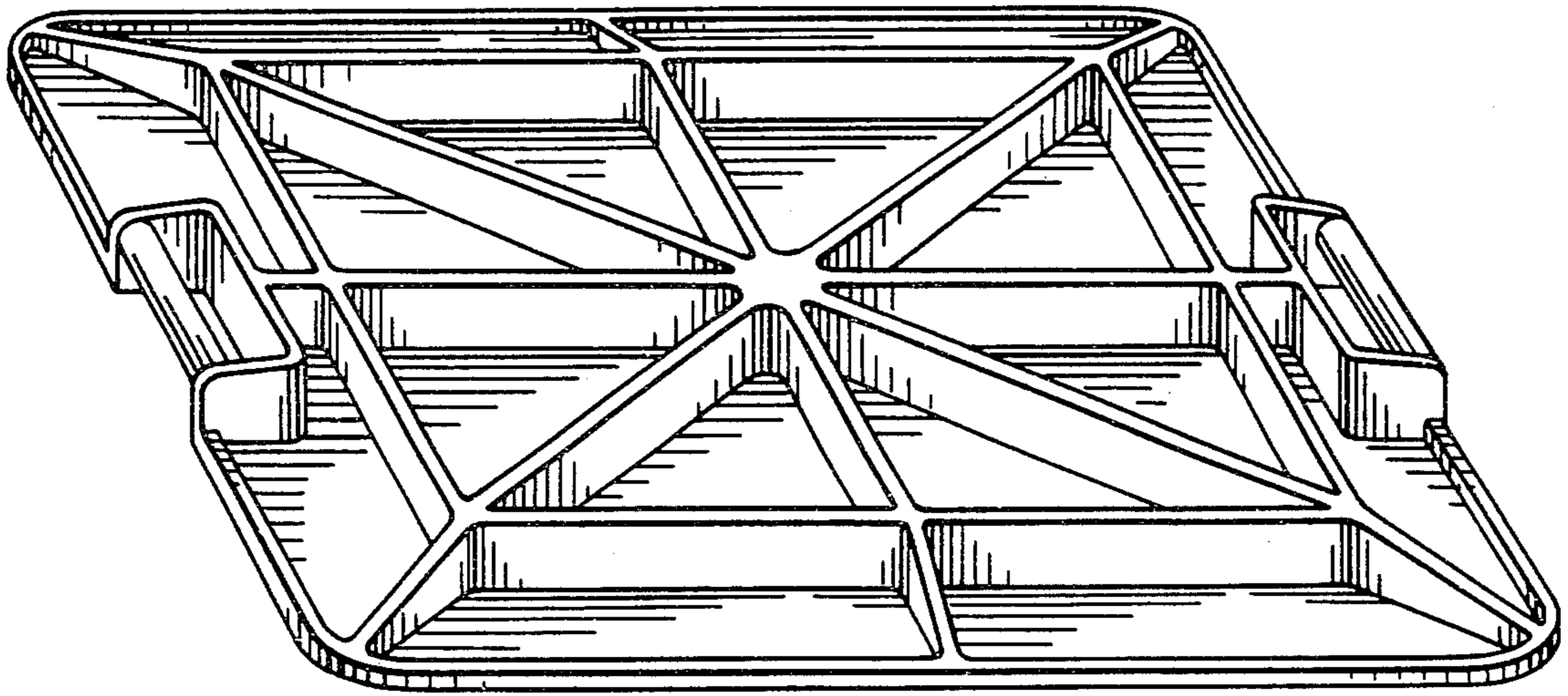
[57] **CLAIM**

The ornamental design for an outrigger pad, as shown and described.

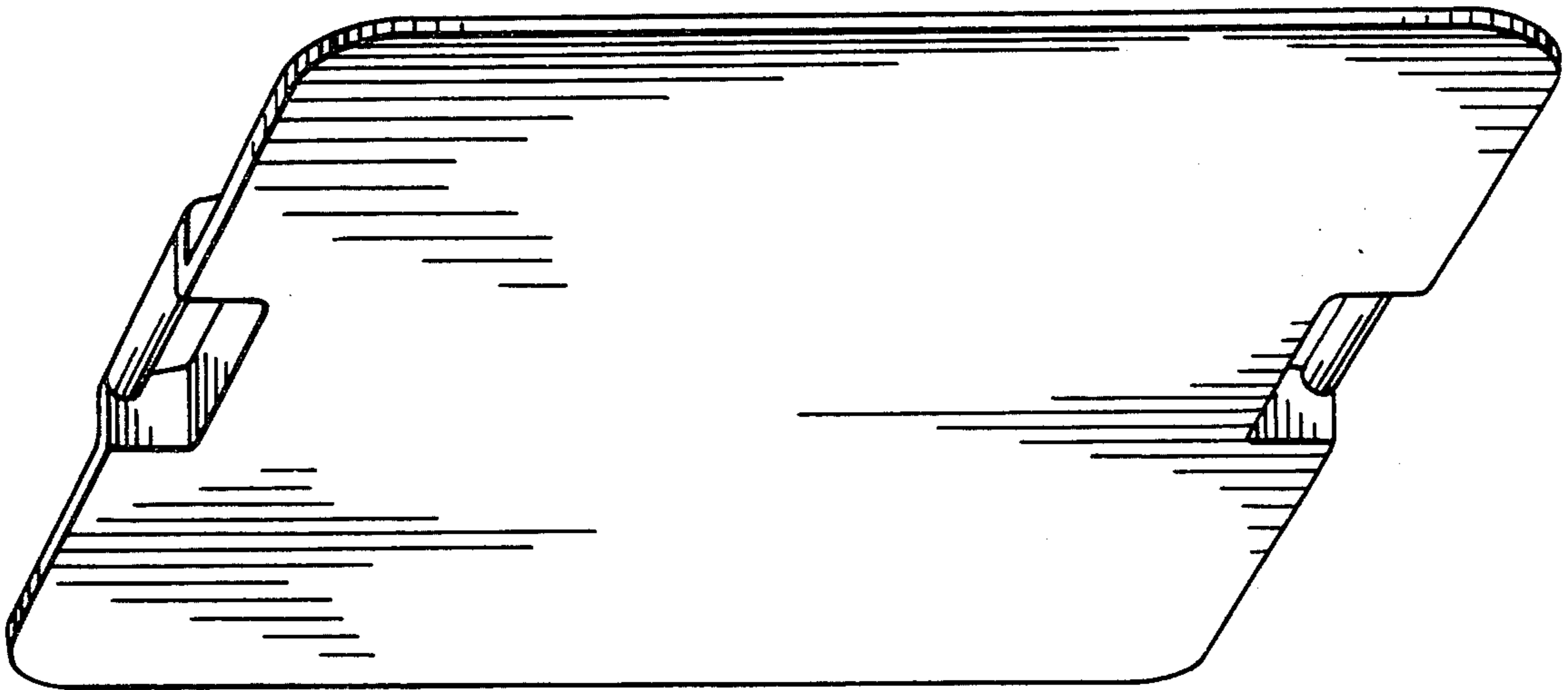
**DESCRIPTION**

FIG. 1 is a perspective bottom view of an outrigger pad embodying my new design; and FIG. 2 is a top perspective view thereof.





*FIG. 1.*



*FIG. 2.*