

[54] **TRAY CLIP**

[75] **Inventor: Richard G. Hamilton, Westfield, Mass.**

[73] **Assignee: Colonial Art Company, Inc., Westfield, Mass.**

[**] **Term: 14 Years**

[21] **Appl. No.: 458,351**

[22] **Filed: Jan. 17, 1983**

[52] **U.S. Cl. D20/43**

[58] **Field of Search 40/10 R, 10 D, 12, 11 R, 40/11 A, 13, 14, 16, 16.2, 16.4, 16.6; D20/43**

[56] **References Cited**

U.S. PATENT DOCUMENTS

195,623 9/1877 Lyon 40/11 R

| | | | |
|------------|---------|----------------|---------|
| D. 242,431 | 11/1976 | Carroll | D20/43 |
| 357,893 | 2/1887 | Banta | 40/11 R |
| 992,233 | 5/1911 | Myers | 40/11 R |
| 1,285,890 | 11/1918 | Anderson | 40/11 R |
| 2,053,124 | 9/1936 | Banks | 40/16 X |
| 2,347,423 | 4/1944 | McCarty | 40/10 R |

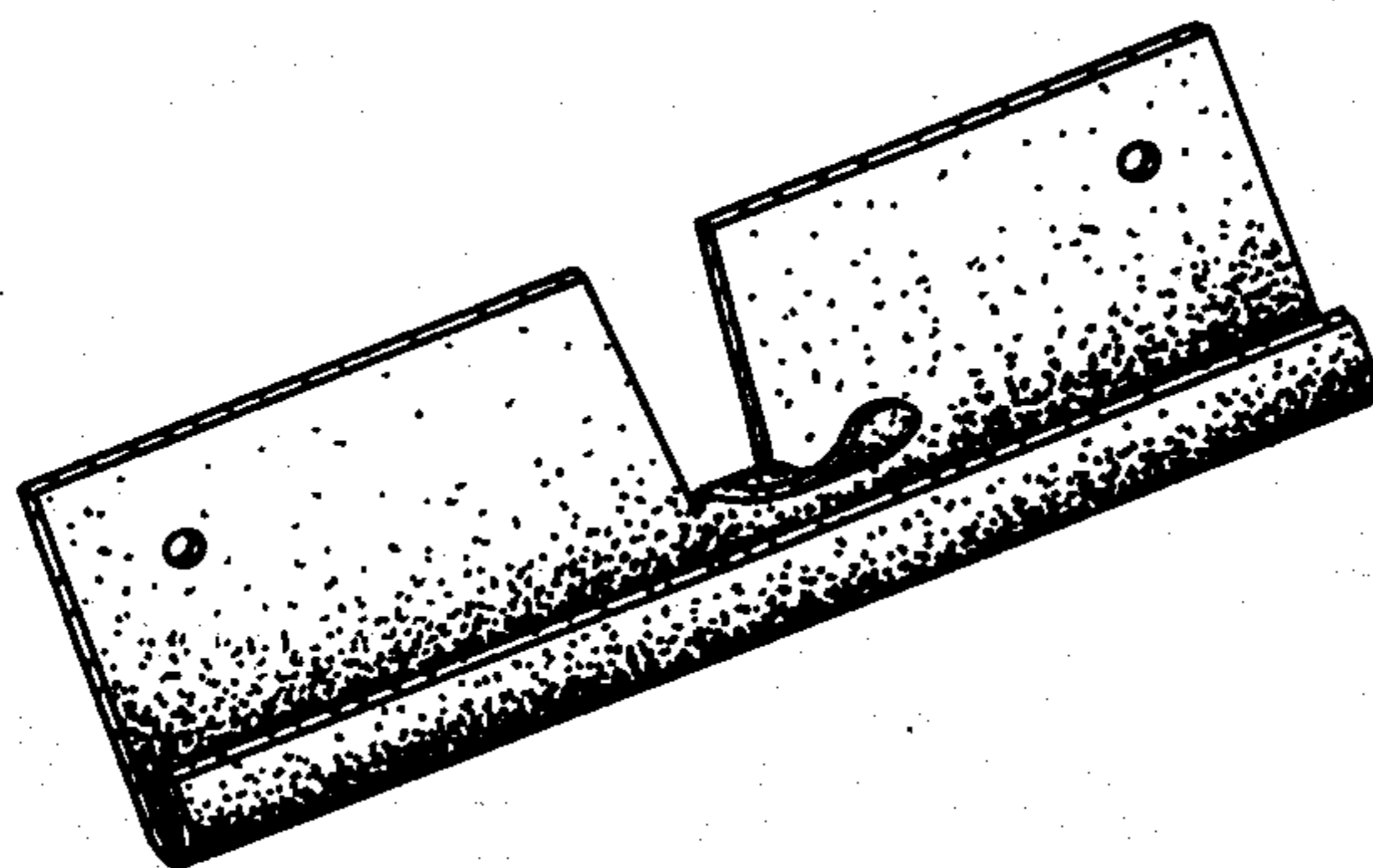
Primary Examiner—Catherine E. Kemper
Attorney, Agent, or Firm—Fishman & Dionne

[57] **CLAIM**

The ornamental design for a tray clip, as shown.

DESCRIPTION

FIG. 1 is a front elevation view of a tray clip showing my new design;
FIG. 2 is a left front perspective view thereof;
FIG. 3 is a left side elevation view thereof;
FIG. 4 is a rear elevation view thereof;
FIG. 5 is a right front perspective view thereof.



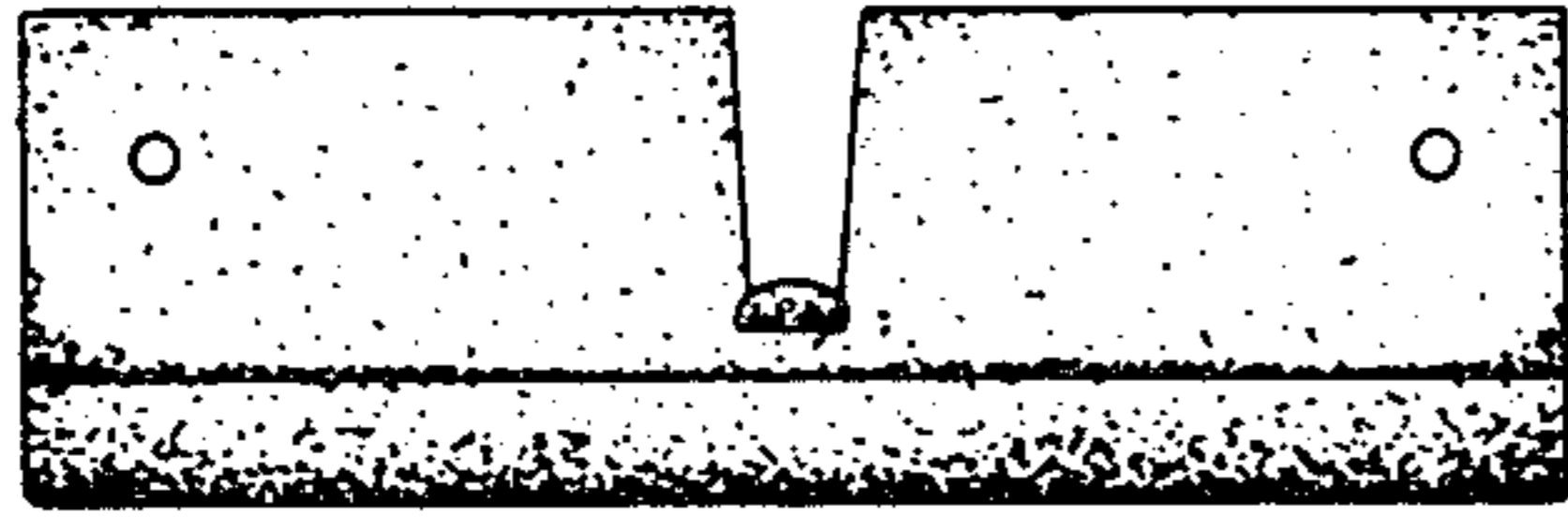


Fig. 1.




Fig. 2.

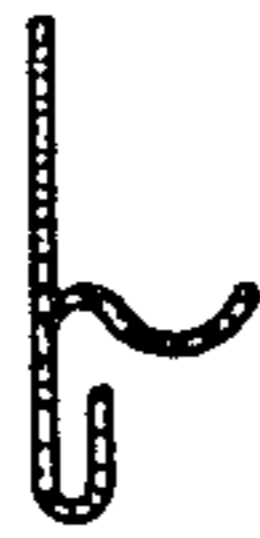


Fig. 3.




Fig. 4.




Fig. 5.