

[54] **COMBINED TELEPHONE INDEX AND AMPLIFIER**

[75] **Inventor: John S. Yuen, Kowloon, Hong Kong**

[73] **Assignee: John Manufacturing Limited, Kowloon, Hong Kong**

[**] **Term: 14 Years**

[21] **Appl. No.: 459,215**

[22] **Filed: Jan. 19, 1983**

[30] **Foreign Application Priority Data**

Sep. 22, 1982 [GB] United Kingdom 1008830

[52] **U.S. Cl. D19/76; D14/57**

[58] **Field of Search D19/75, 76, 87; D14/4, D14/5, 57; 40/371, 372, 375, 389, 390; 281/15 B, 45; 179/100 D, 100 L**

[56] **References Cited**

U.S. PATENT DOCUMENTS

D. 152,922	3/1949	Shipton	D14/57
D. 232,867	9/1974	Se-Kit	D19/76
D. 247,174	2/1978	Janda	D14/57
D. 259,885	7/1981	Halm	D19/76
D. 269,432	6/1983	Kowalik et al.	D14/57
D. 272,636	2/1984	Se-Kit	D19/76

Primary Examiner—George P. Word
Attorney, Agent, or Firm—Beall Law Offices

[57] **CLAIM**

The ornamental design for a combined telephone index and amplifier, substantially as shown and described.

DESCRIPTION

FIG. 1 is a top front perspective view of a combined telephone index and amplifier showing my new design; FIG. 2 is a bottom rear perspective view thereof; and FIG. 3 is a top plan view thereof.




FIG. 1.

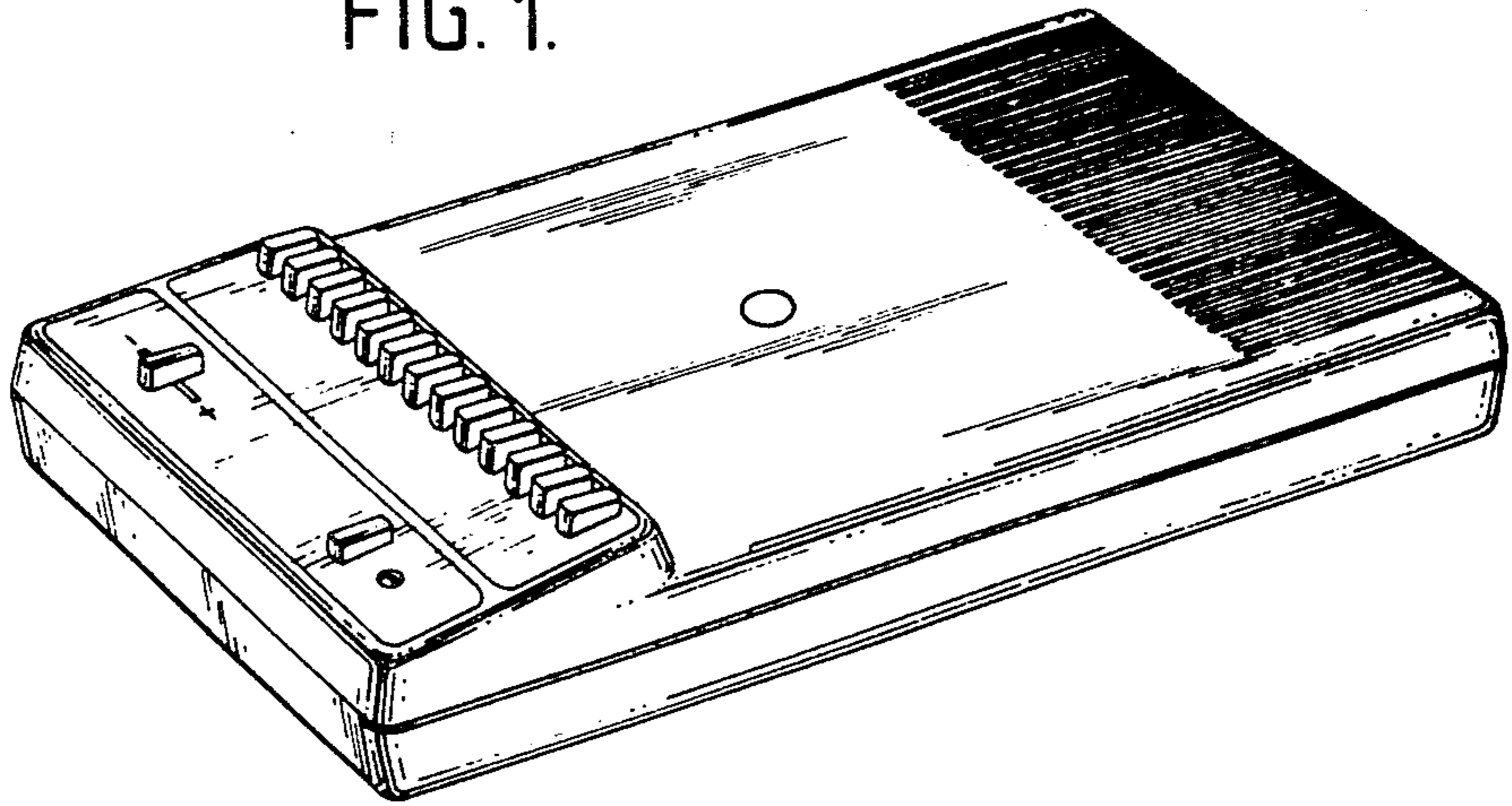


FIG. 2.

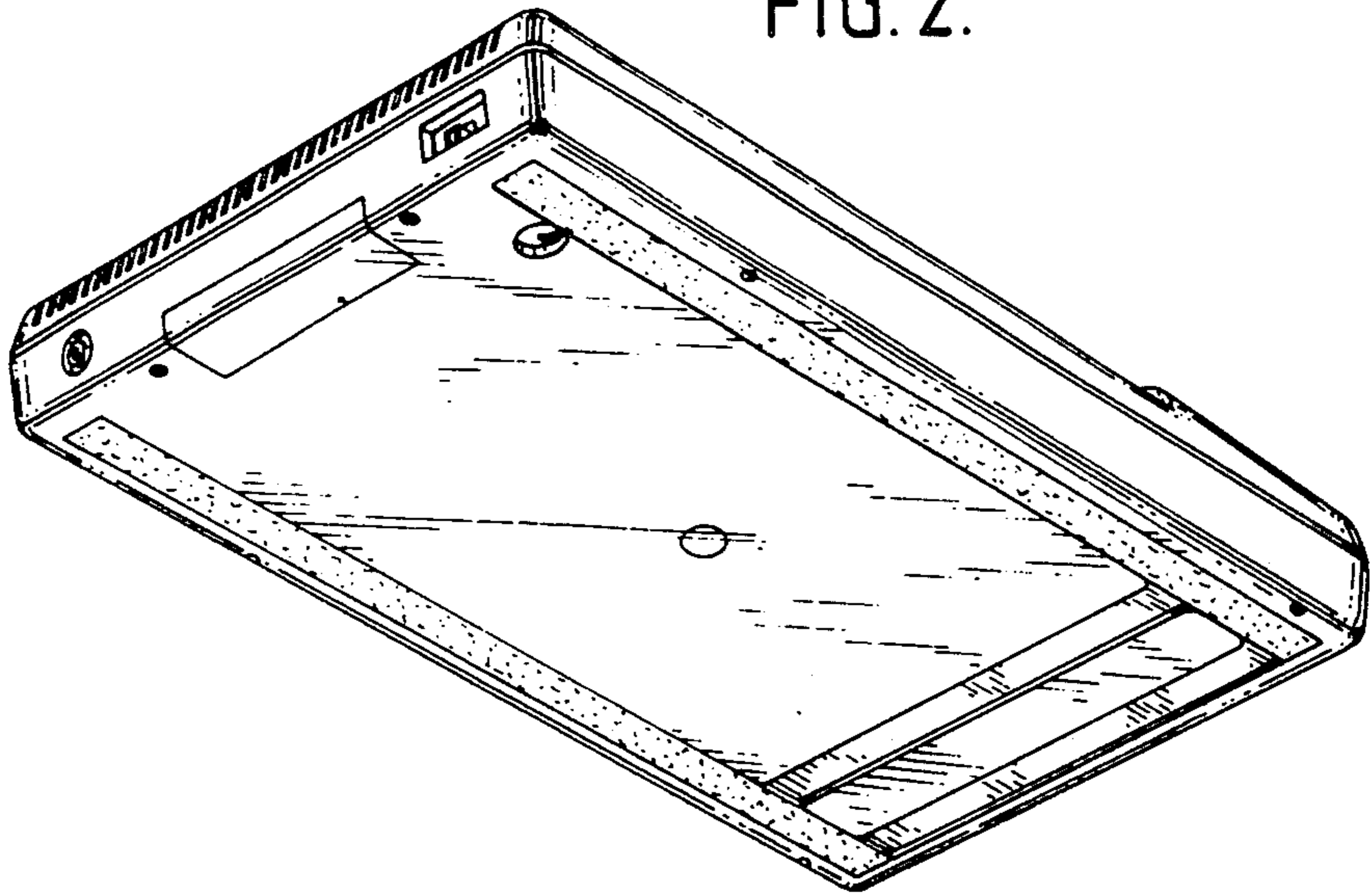


FIG. 3.

