

[54] SHELF OR SIMILAR ARTICLE

[76] Inventor: Dean K. Santner, P.O. Box 88185, Emeryville, Calif. 94662

[**] Term: 14 Years

[21] Appl. No.: 485,663

[22] Filed: Apr. 18, 1983

[52] U.S. Cl. D6/511

[58] Field of Search D6/477, 478, 479; 491-494, D6/509, 511; 211/126, 134, 135, 148, 153

[56] References Cited

U.S. PATENT DOCUMENTS

- D. 93,578 10/1934 Rice et al. D6/477
- D. 201,085 5/1965 Anderson D6/477
- 4,193,351 3/1980 Belokin, Jr. D6/477 X
- 4,395,955 8/1983 Pfeifer D6/510 X

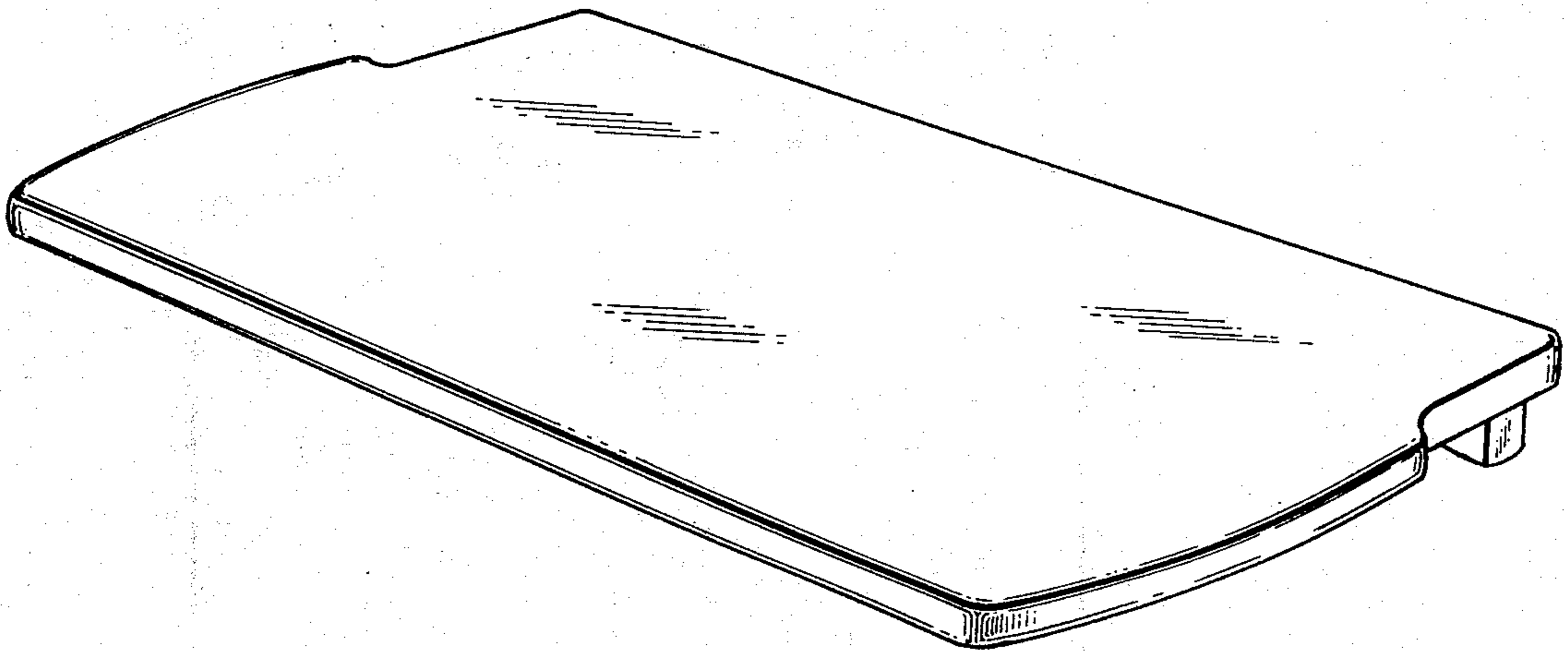
Primary Examiner—Bruce W. Dunkins
Attorney, Agent, or Firm—H. Michael Brucker

[57] CLAIM

The ornamental design for a shelf or similar article, as shown and described.

DESCRIPTION

FIG. 1 is a plan view of a shelf or similar article showing my new design;
 FIG. 2 is a plan view of another embodiment of a shelf or similar article showing my new design;
 FIG. 3 is a plan view of yet a further embodiment of a shelf or similar article showing my new design;
 FIG. 4 is a side view of FIG. 1;
 FIG. 5 is a side view of FIG. 2;
 FIG. 6 is a side view of FIG. 3;
 FIG. 7 is a front view of FIGS. 1, 2 and 3;
 FIG. 8 is a back view of FIGS. 1, 2 and 3;
 FIG. 9 is a bottom view of FIG. 1;
 FIG. 10 is a bottom view of FIG. 2;
 FIG. 11 is a bottom view of FIG. 3; and
 FIG. 12 is a perspective view of a shelf or similar article showing my new design on an enlarged scale.






FIG. 1




FIG. 2




FIG. 3




FIG. 4



FIG. 5



FIG. 6




FIG. 7




FIG. 8




FIG. 9




FIG. 10




FIG. 11

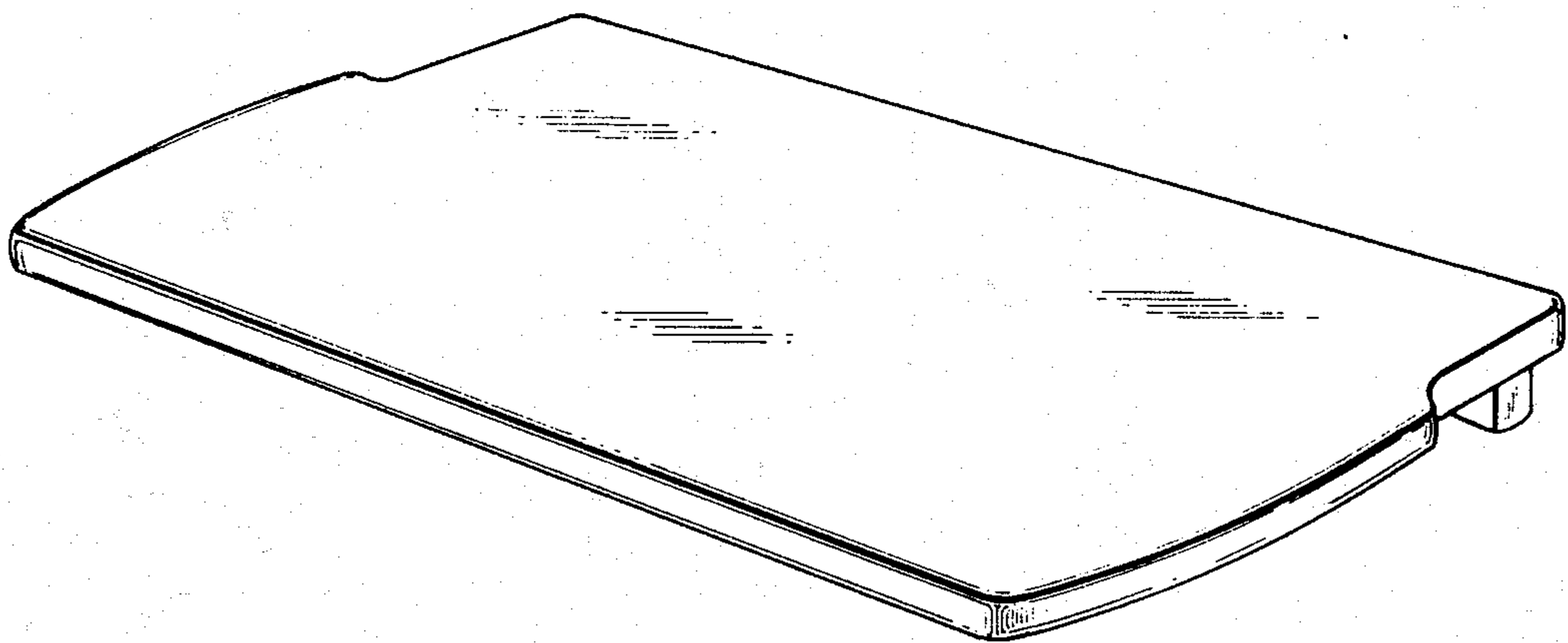


FIG. 12