

[54] BASEBALL FAN

257,058 4/1882 North ..... 416/70 A  
D. 262,126 12/1981 Tsukuda ..... D21/28

[76] Inventor: Patrick R. Alonzo, 2361 W.  
Birchwood Ave., Milwaukee, Wis.  
53221

Primary Examiner—Bernard Ansher  
Assistant Examiner—Terry Pfeffer  
Attorney, Agent, or Firm—Andrus, Scales, Starke &  
Sawall

[\*\*] Term: 14 Years

[21] Appl. No.: 552,703

[57] CLAIM

[22] Filed: Nov. 17, 1983

The ornamental design for a baseball fan, substantially  
as shown and described.

[52] U.S. Cl. .... D3/3; D21/28

[58] Field of Search ..... D3/1-4;  
D11/166; 416/70 A; D21/2.8

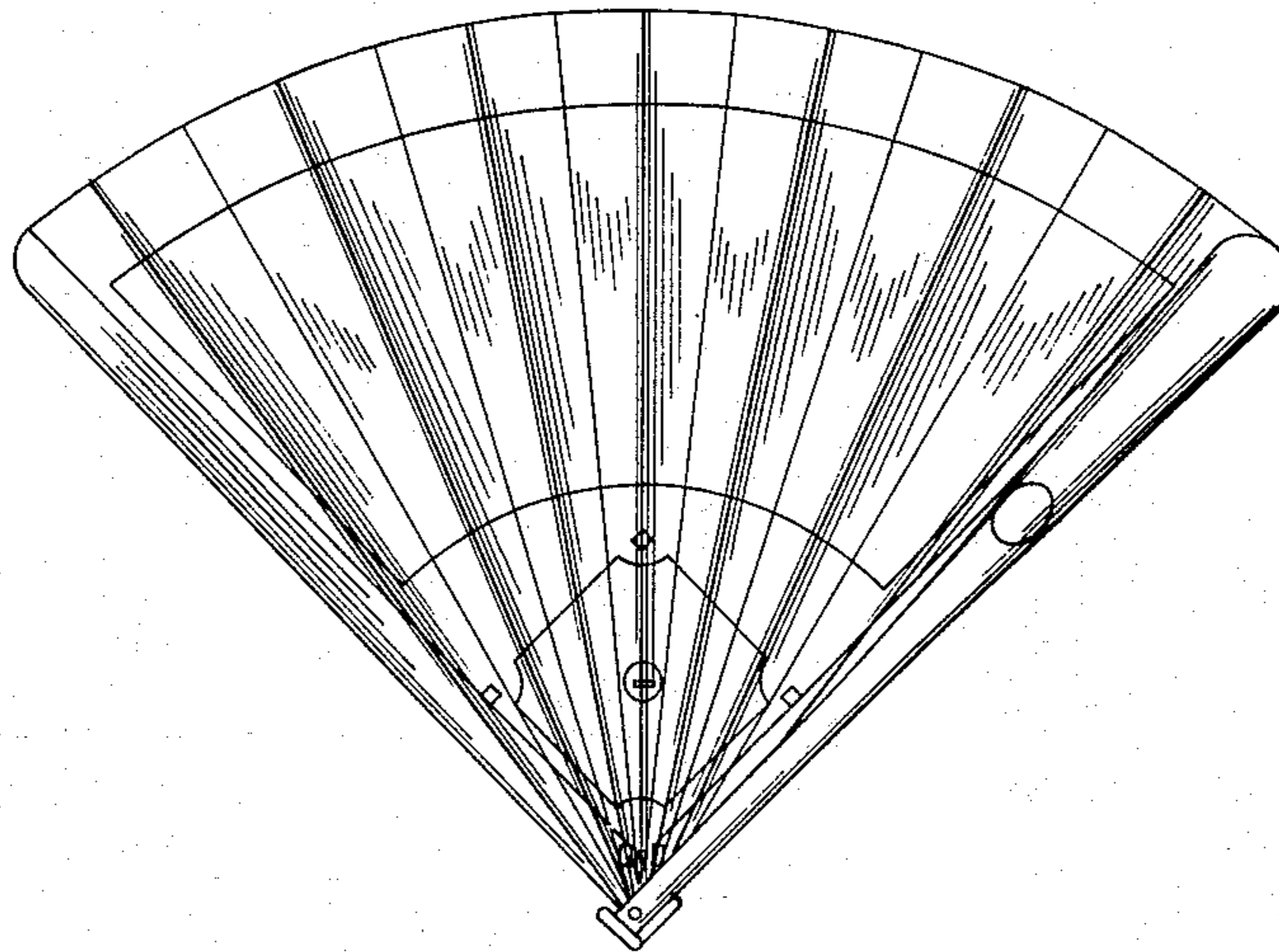
DESCRIPTION

[56] References Cited

U.S. PATENT DOCUMENTS

- D. 24,903 11/1895 Elmore ..... D3/3
- D. 47,488 6/1915 Hirschmann ..... D3/3 X
- D. 55,389 6/1920 Levett ..... D3/4
- D. 175,260 8/1955 Jonesi ..... D21/28 X

FIG. 1 is a front view in elevation of a baseball fan  
showing my new design;  
FIG. 2 is a top plan view thereof;  
FIG. 3 is a side elevation thereof in a closed position,  
the opposite side being a mirror image;  
FIG. 4 is an end view thereof;  
FIG. 5 is opposite end view thereof; and  
FIG. 6 is a bottom plan view thereof.



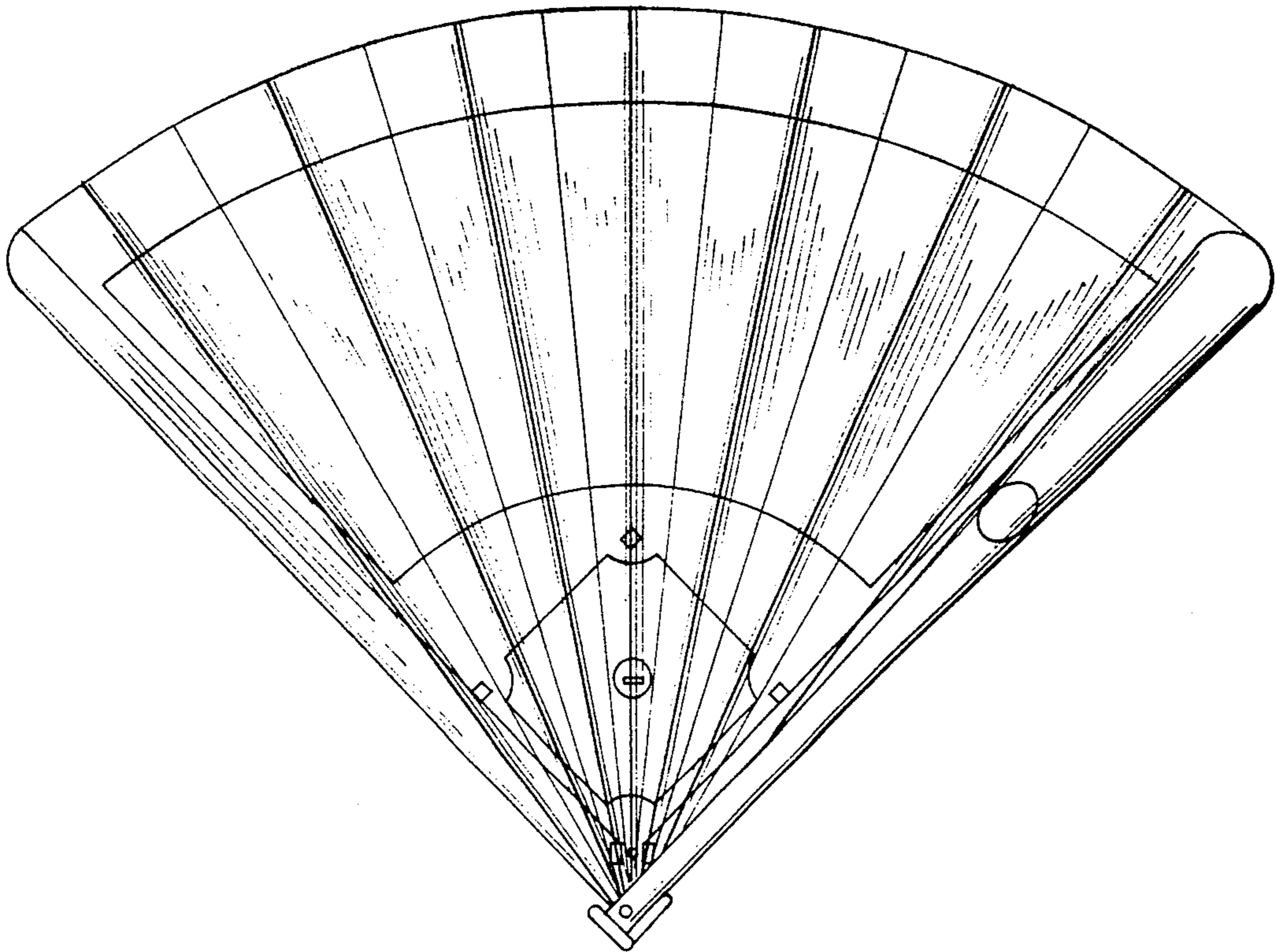


FIG. 1



FIG. 2

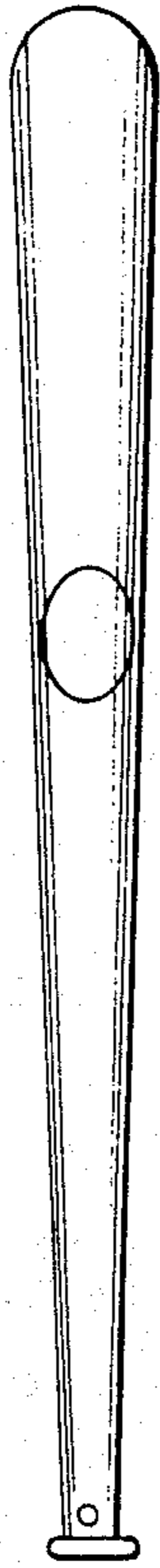


FIG. 4




FIG. 3




FIG. 5




FIG. 6