

[54] SHOE OUTSOLE

[75] Inventor: Howard Davis, New York, N.Y.

[73] Assignee: 8 Track Shoe Corporation, White Plains, N.Y.

[\*] Notice: The portion of the term of this patent subsequent to Dec. 28, 1996 has been disclaimed.

[\*\*] Term: 14 Years

[21] Appl. No.: 442,835

[22] Filed: Nov. 18, 1982

[52] U.S. Cl. .... D2/320

[58] Field of Search ..... D2/274, 315, 320, 321; 36/59 C, 59 R, 59 N, 33 R, 24.5, 25 R, 113-115, 83-84

[56] References Cited

U.S. PATENT DOCUMENTS

- D. 267,288 12/1982 Davis ..... D2/320
- D. 267,366 12/1982 Davis ..... D2/320
- 1,410,338 3/1922 Martin ..... D2/319 X

FOREIGN PATENT DOCUMENTS

3664 9/1876 United Kingdom ..... 36/59.6

Primary Examiner—Nelson C. Holtje  
Attorney, Agent, or Firm—Stiefel, Gross, Kurland & Pavane

[57] CLAIM

The ornamental design for a shoe outsole, as shown and described.

DESCRIPTION

FIG. 1 is a plan view of a shoe outsole showing my new design;  
 FIG. 2 is a right side elevational view thereof;  
 FIG. 3 is a left side elevational view thereof;  
 FIG. 4 is a front elevational view thereof;  
 FIG. 5 is a rear elevational view thereof;  
 FIG. 6 is a bottom plan thereof;  
 FIG. 7 is a cross-sectional view thereof as taken from line 7—7 of FIG. 6;  
 FIG. 8 is a cross-sectional view thereof as taken from line 8—8 of FIG. 6;  
 FIG. 9 is a cross-sectional view thereof as taken from line 8—8 of FIG. 6;  
 FIG. 10 is an enlarged fragmentary bottom plan view of the traction surface portion of the sole.

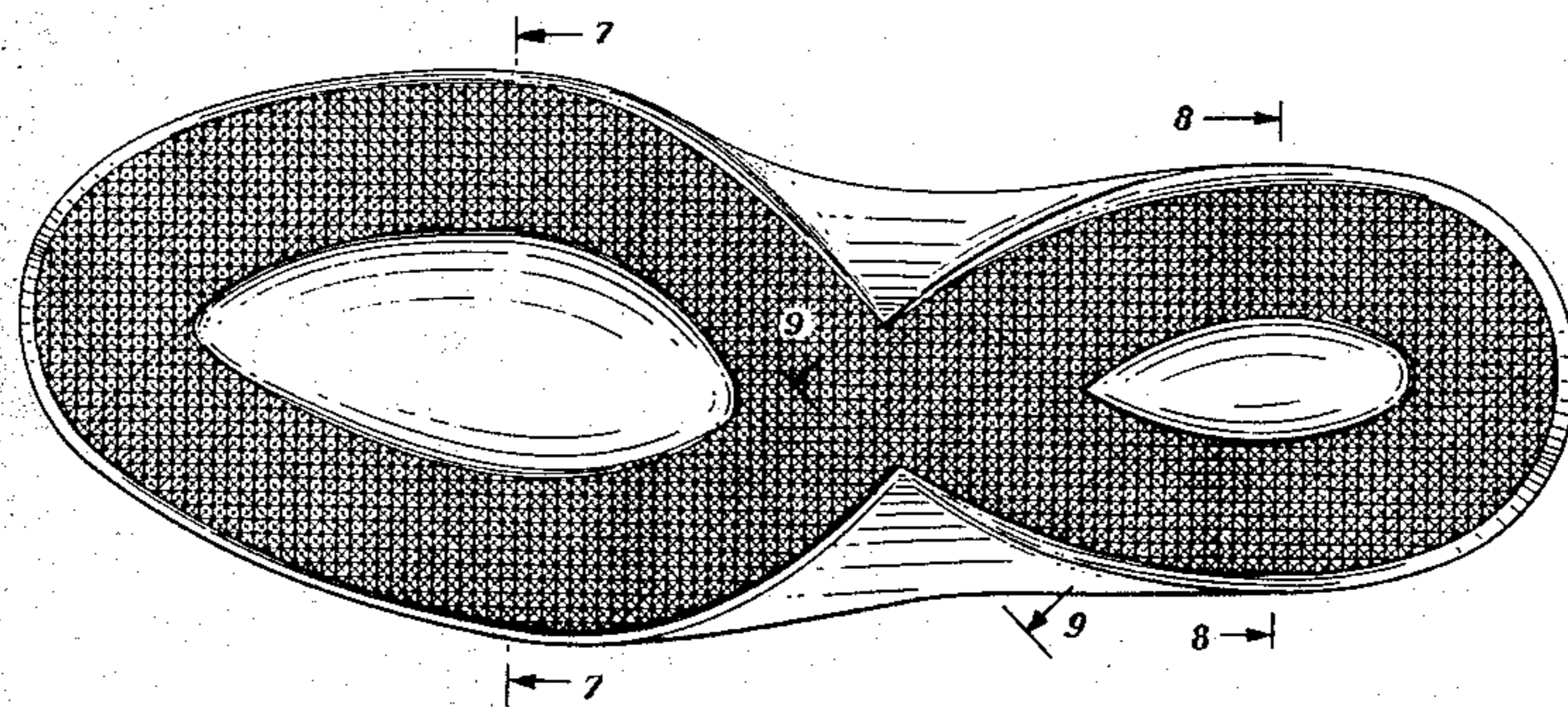




FIG. 2

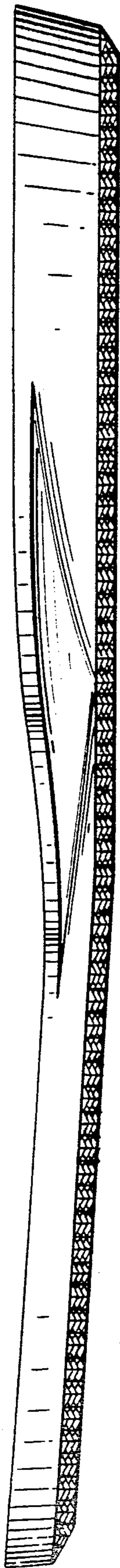


FIG. 3




FIG. 4

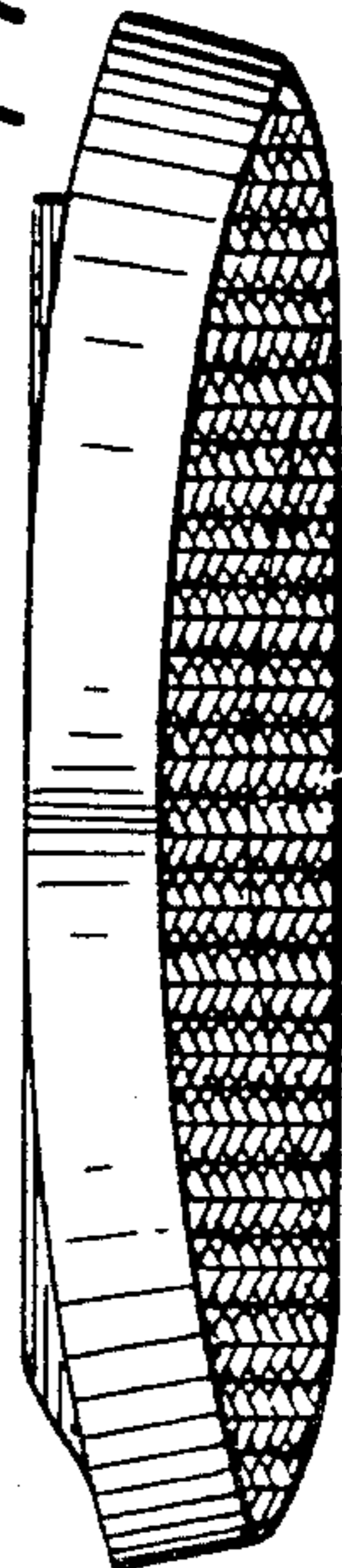


FIG. 5

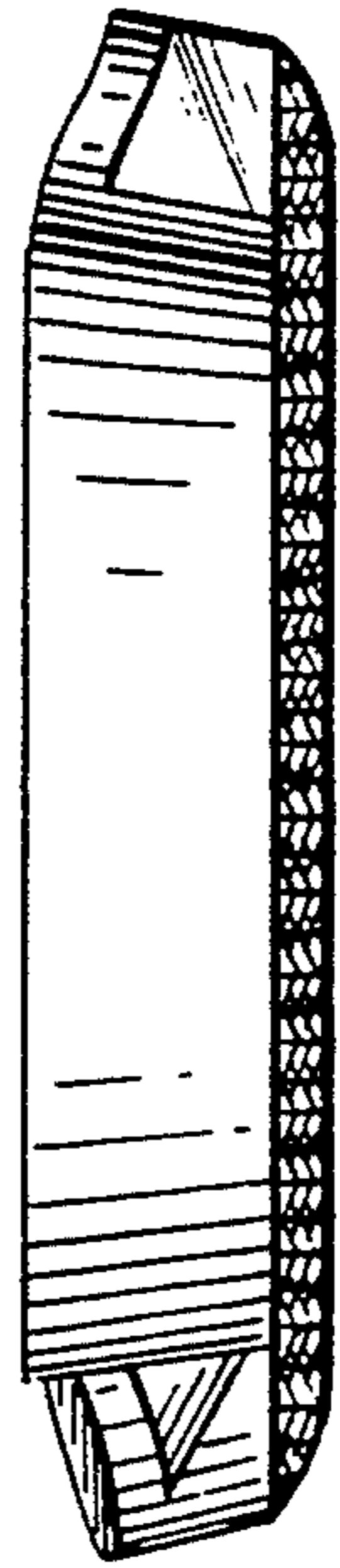


FIG. 7



FIG. 6

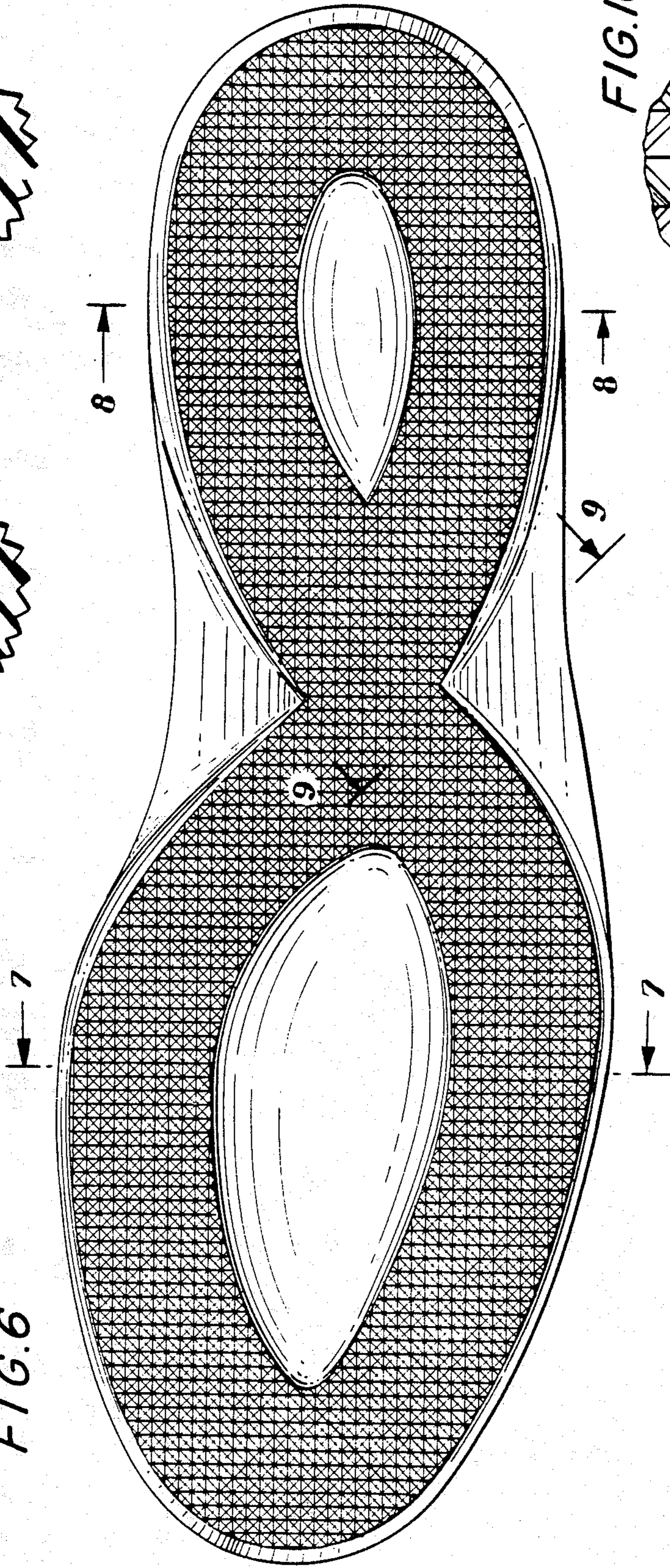


FIG. 8



FIG. 9

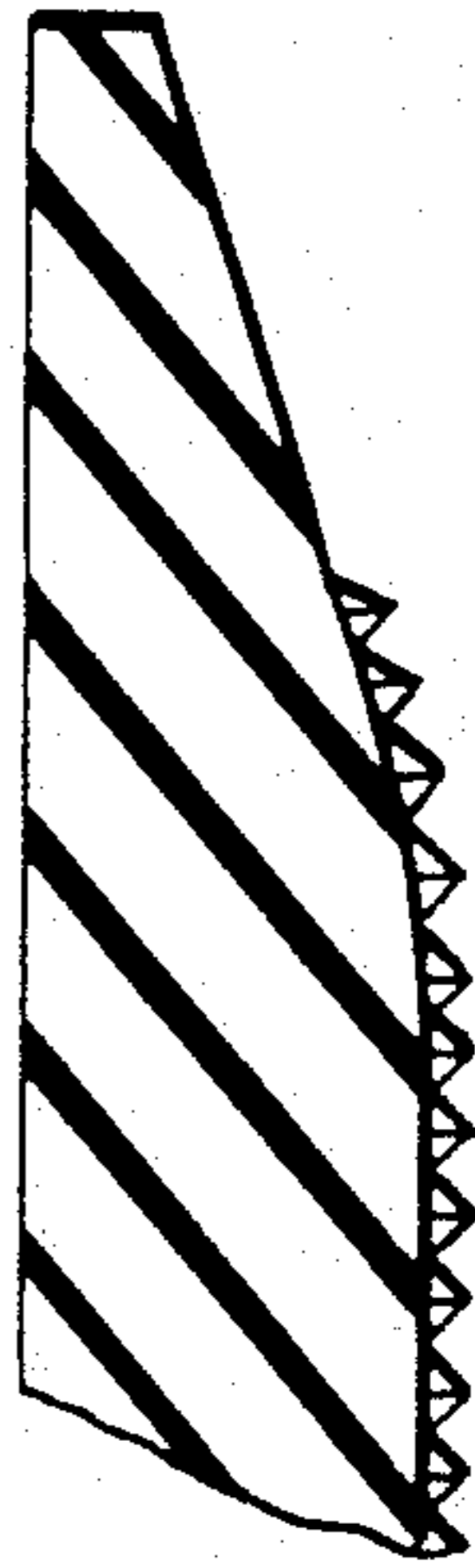


FIG. 10

