

[54] ANIMATED COIN SORTING BANK OR SIMILAR ARTICLE

2,825,347 3/1958 Morse 133/3 R
3,370,371 2/1968 Swarbrick 40/427
3,993,242 11/1976 Guy et al. 232/4 R

[76] Inventors: John R. Nottingham, 4875 Stacy Ct.,
Richmond Heights, Ohio 44143;
John W. Spirk, Jr., 2533 Euclid
Heights Blvd., Cleveland Heights,
Ohio 44106

Primary Examiner—Charles A. Rademaker
Attorney, Agent, or Firm—Maky, Renner, Otto &
Boisselle

[**] Term: 14 Years

[57] CLAIM

[21] Appl. No.: 509,412

The ornamental design for an animated coin sorting bank or similar article, as shown and described.

[22] Filed: Jun. 30, 1983

DESCRIPTION

[52] U.S. Cl. D99/36; D99/39


[58] Field of Search D99/28-39;
232/4 R, 4 D, 5; 46/2, 3, 4, 5; 133/1, 3 R;
40/427; D20/21; 272/8 N

FIG. 1 is a front perspective view of an animated coin sorting bank or similar article showing our new design; FIG. 2 is a left side elevational view thereof; FIG. 3 is a bottom plan view thereof; FIG. 4 is a top plan view thereof; FIG. 5 is a front elevational view thereof; FIG. 6 is a rear elevational view thereof; FIG. 7 is a front elevational view of the applied ornamental graphics; FIG. 8 is another front elevational view thereof in an alternate condition; and, FIG. 9 is a front elevational view of the design with portions thereof omitted for ease of illustration.

[56] References Cited

U.S. PATENT DOCUMENTS

- D. 161,937 2/1951 Kelly D99/34
- D. 190,085 4/1961 Balch D99/36
- D. 197,786 3/1964 Pierce D99/35
- D. 270,868 10/1983 Spirk et al. D99/35
- 508,019 11/1893 Hunter 46/3
- 2,606,088 8/1952 Leaf 46/3



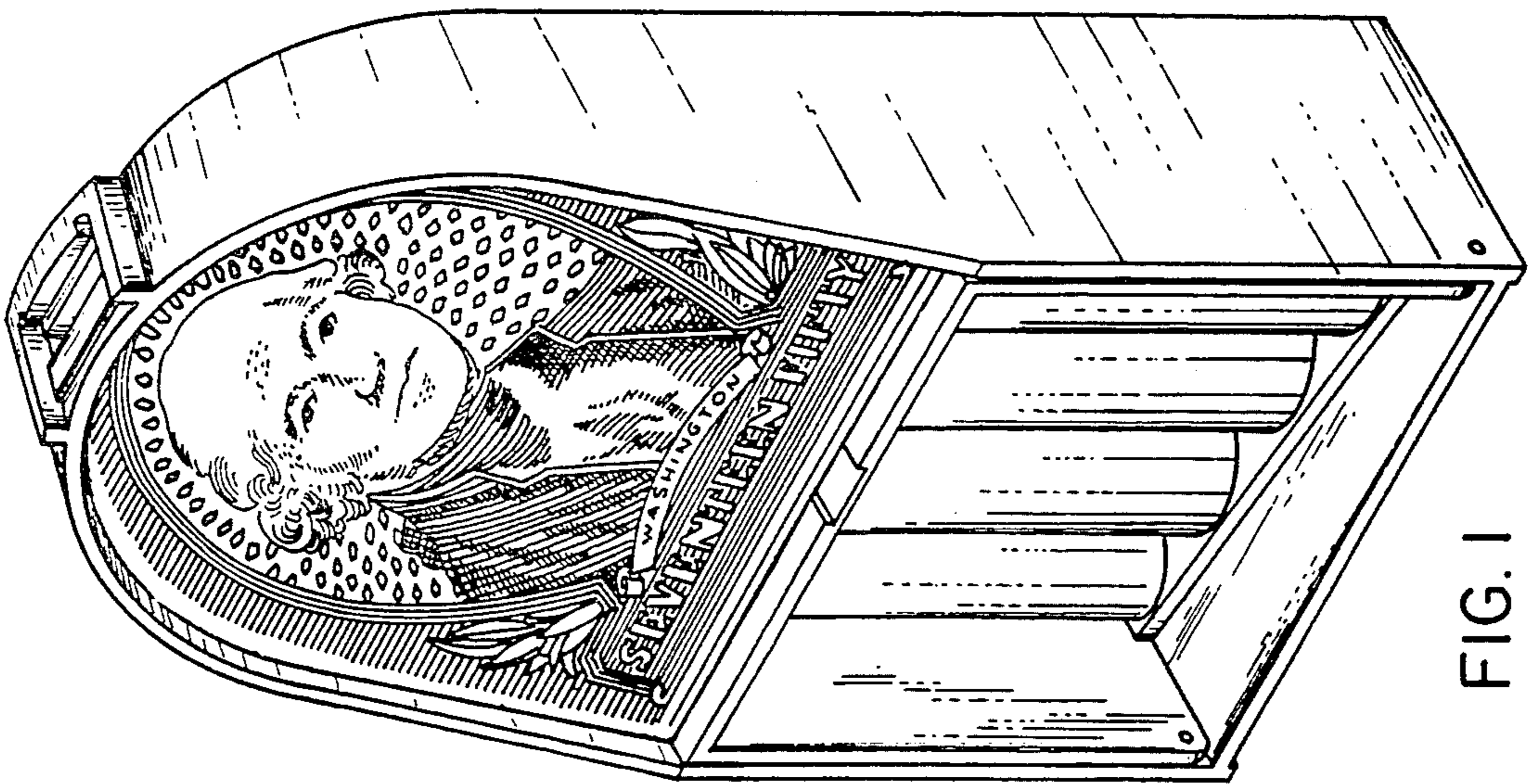


FIG. 1

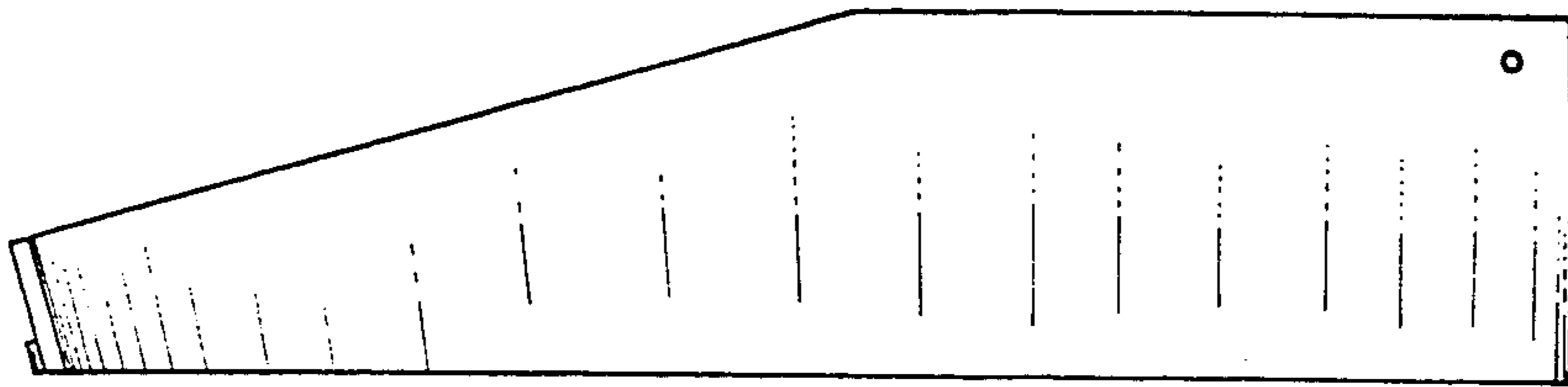


FIG. 2

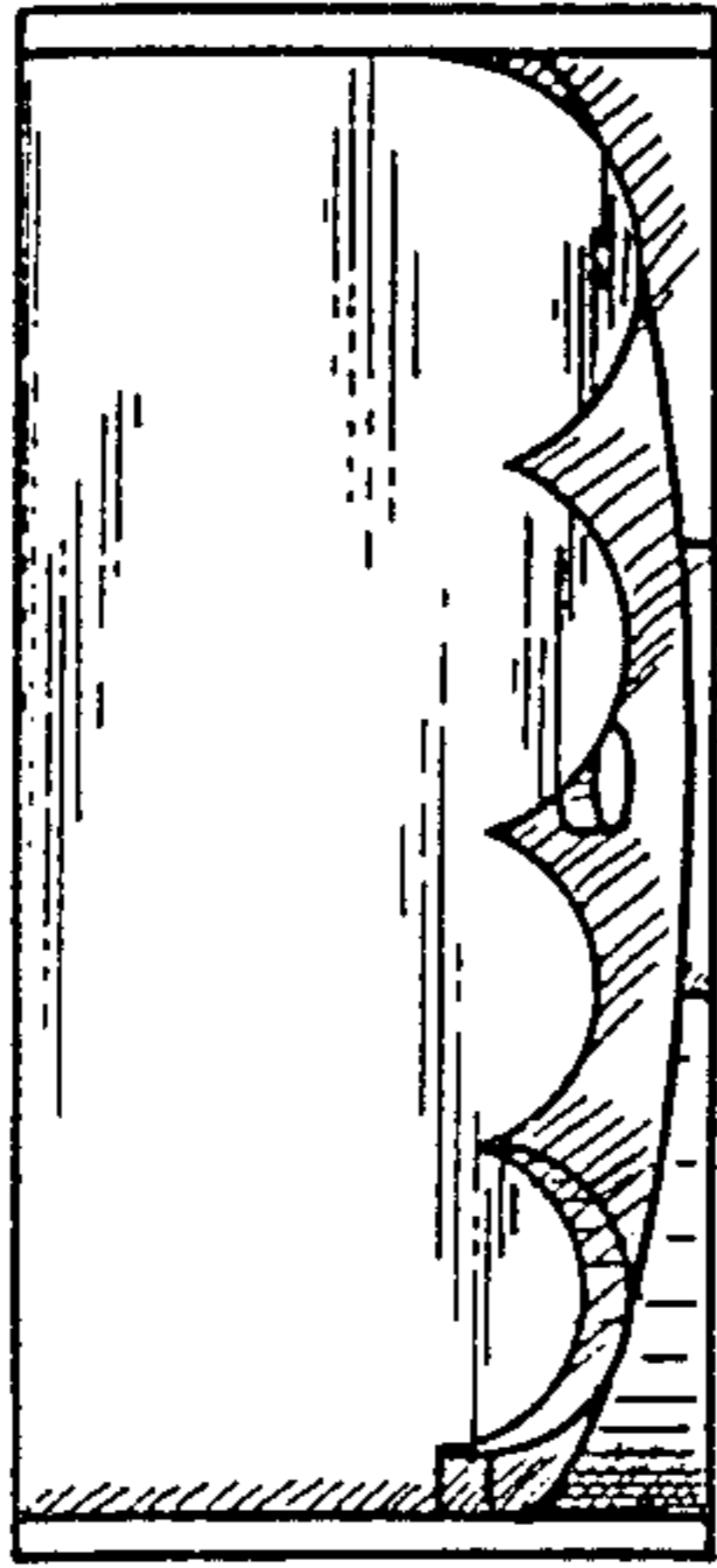


FIG. 3




FIG. 4




FIG. 5

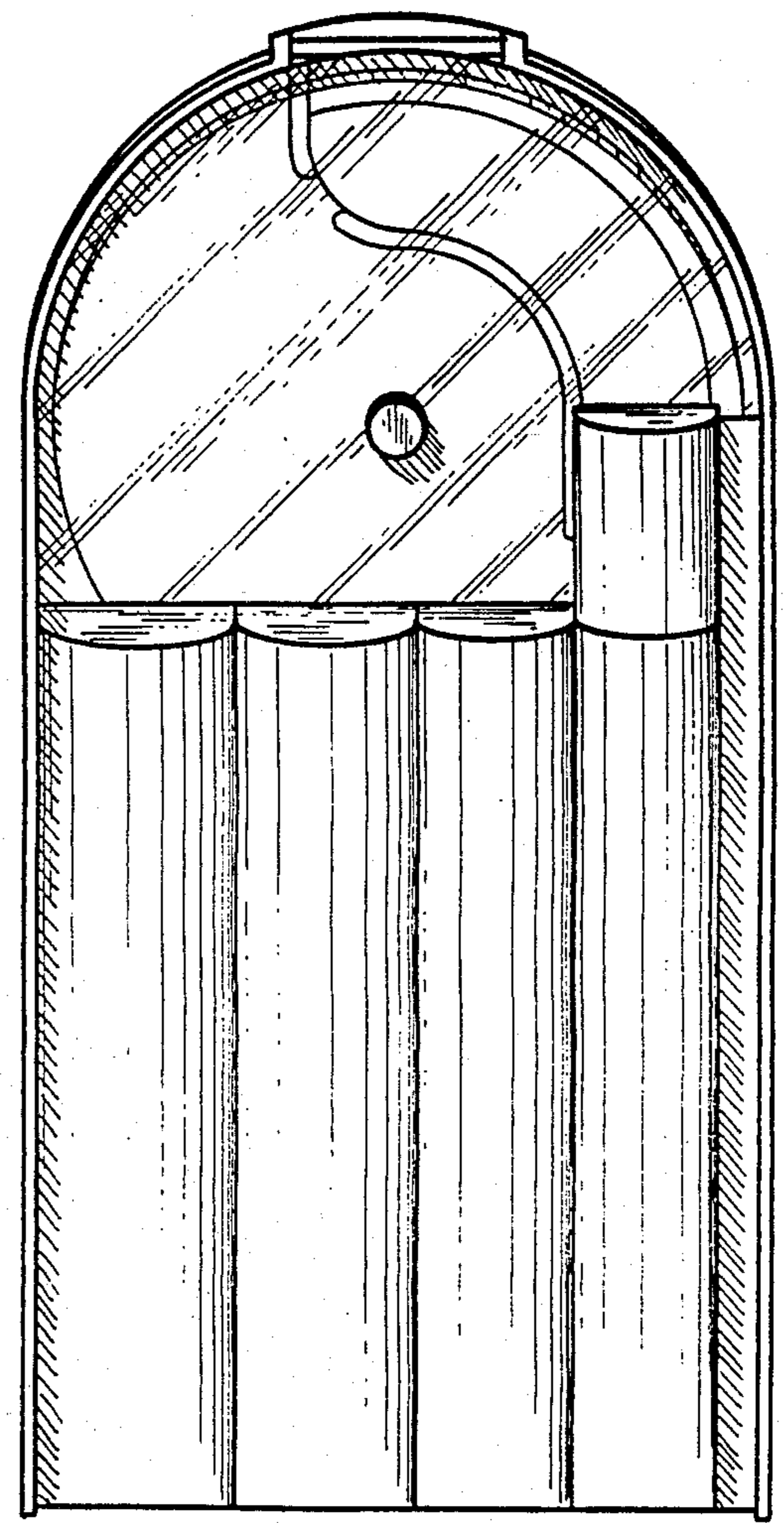


FIG. 6



FIG. 7



FIG. 8




FIG. 9