

[54] **LIGHTING FIXTURE**

[75] **Inventor: Hans T. Meelen, Geldrop, Netherlands**

[73] **Assignee: U.S. Philips Corporation, New York, N.Y.**

[**] **Term: 14 Years**

[21] **Appl. No.: 536,582**

[22] **Filed: Sep. 28, 1983**

[30] **Foreign Application Priority Data**

Apr. 5, 1983 [XB] Benelup 57751-02

[52] **U.S. Cl. D26/63; D26/24**

[58] **Field of Search D26/24, 60-66, D26/138; 362/413, 235, 250, 257, 269, 270, 282, 285, 297, 307, 311, 368, 370, 429, 427**

[56] **References Cited**

U.S. PATENT DOCUMENTS

D. 204,791 5/1966 Schwartz D26/63
D. 231,559 4/1974 Darling et al. D26/63

D. 258,010 1/1981 Bowls et al. D26/63
3,868,502 2/1975 Beeren et al. 362/368

FOREIGN PATENT DOCUMENTS

627643 3/1936 Fed. Rep. of Germany 362/413

OTHER PUBLICATIONS

Housewares Review 1-1962, p. 122, Floodlight holder.

Primary Examiner—Susan J. Lucas

Attorney, Agent, or Firm—Rolf E. Schneider

[57] **CLAIM**

The ornamental design for a lighting fixture, as shown.

DESCRIPTION

FIG. 1 is a front, top and right side perspective view of a lighting fixture, showing my new design;
FIG. 2 is a front elevational view thereof;
FIG. 3 is a rear elevational view thereof;
FIG. 4 is a right side elevational view thereof;
FIG. 5 is a left side elevational view thereof;
FIG. 6 is a top plan view thereof; and
FIG. 7 is a bottom plan view thereof.





FIG. 1



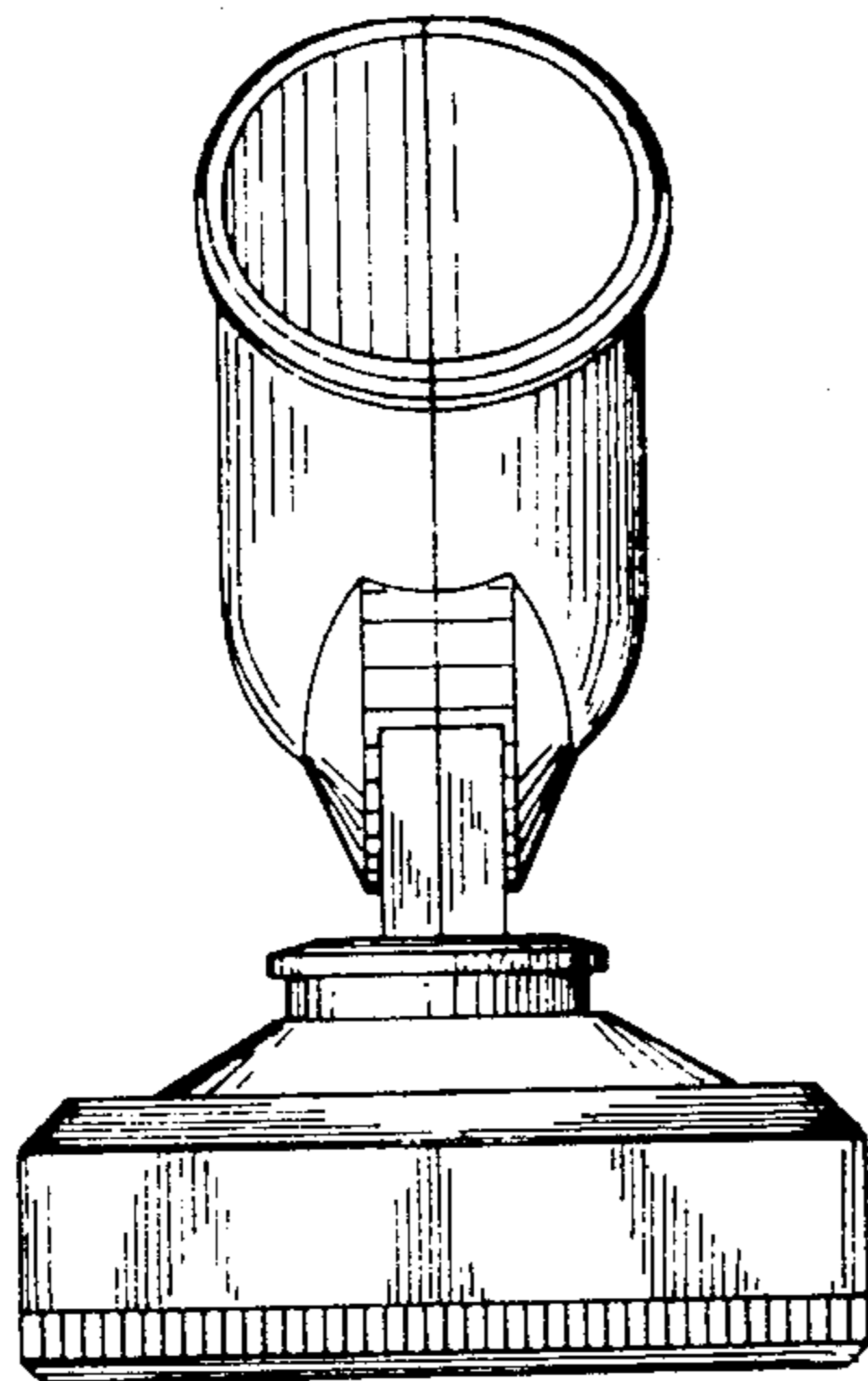


FIG. 2

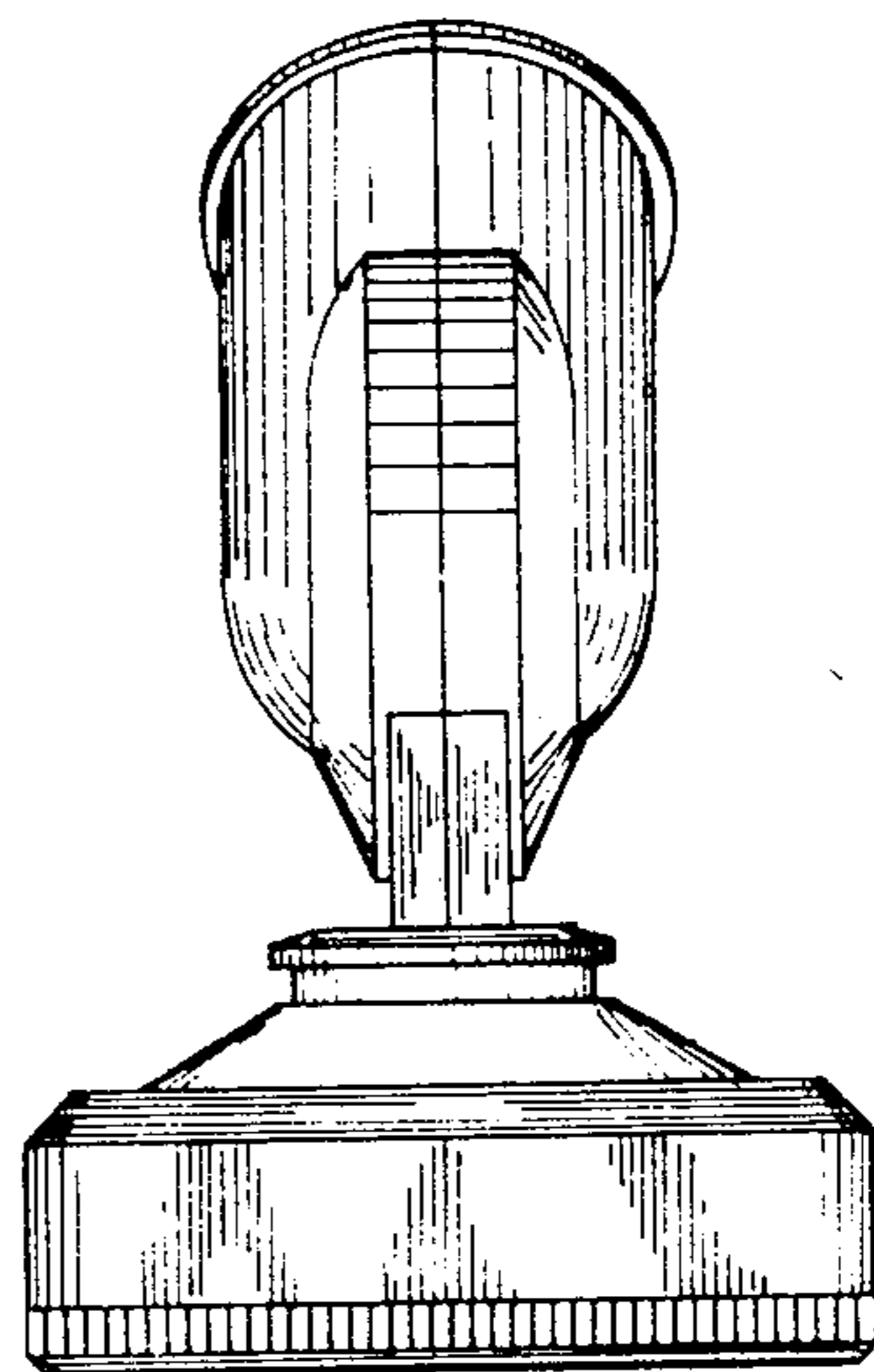


FIG. 3




FIG. 4




FIG. 5

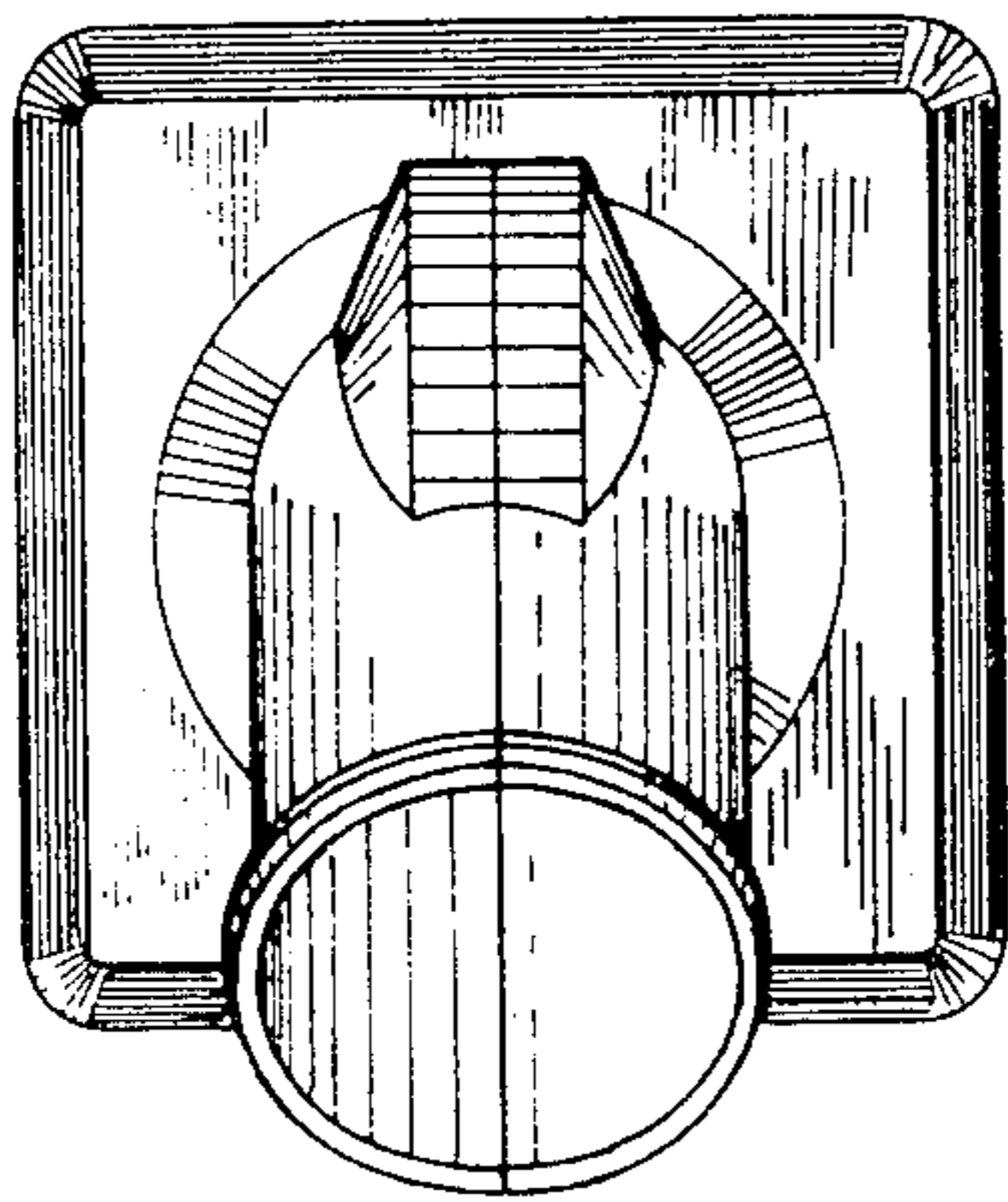


FIG. 6




FIG. 7