

[54] AIR DEFLECTOR WITH MAGNETIC HOLDERS

[76] Inventors: Sidney J. Shames, 57 Holly Pl., Briarcliff Manor, N.Y. 10510; Harold Shames, 5 Agnes Cir., Ardsley, N.Y. 10502

[\*\*] Term: 14 Years

[21] Appl. No.: 517,241

[22] Filed: Jul. 25, 1983

[52] U.S. Cl. .... D23/138

[58] Field of Search ..... D23/137, 138, 139, 151, D23/153, 154; 98/103, 114

[56] References Cited

U.S. PATENT DOCUMENTS

D. 72,514	4/1927	Elters	.....	D23/138
D. 127,575	6/1941	Barclay	.....	D23/138
D. 271,900	12/1983	Efstratis	.....	D23/138
2,161,001	6/1939	Bedol	.....	98/103
3,225,679	12/1965	Meyer	.....	98/103

3,358,578	12/1967	Meyer	.....	98/103
4,020,753	5/1977	Efstratis	.....	98/114 X

Primary Examiner—Catherine E. Kemper  
Attorney, Agent, or Firm—Norman Lettvin

[57] CLAIM

The ornamental design for air deflector with magnetic holders, as shown and described.

DESCRIPTION

FIG. 1 is an elevational view of an air deflector with magnetic holders showing our new design;  
FIG. 2 is an end elevational view of the same taken looking from the right of FIG. 1;  
FIG. 3 is an end elevational view of the same taken looking from the left of FIG. 1; and  
FIG. 4 is a top plan view taken looking from above FIG. 1.

All portions of the air deflector with the exception of the magnets and adjacent metal plates shown at the lateral ends of the air deflector, the magnets being shown stippled, are made of clear plastic.

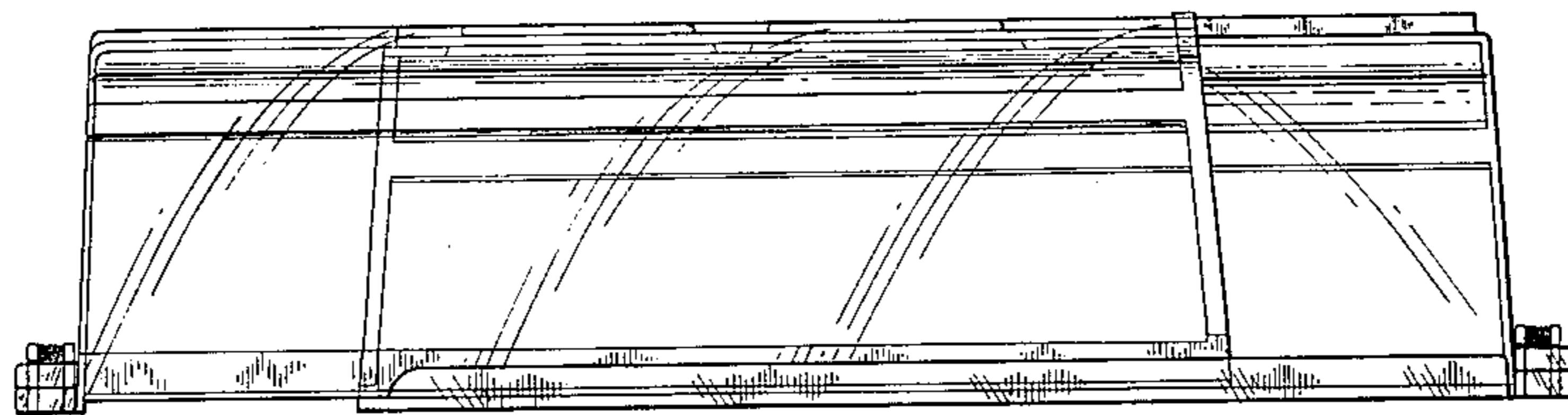


FIG. 1

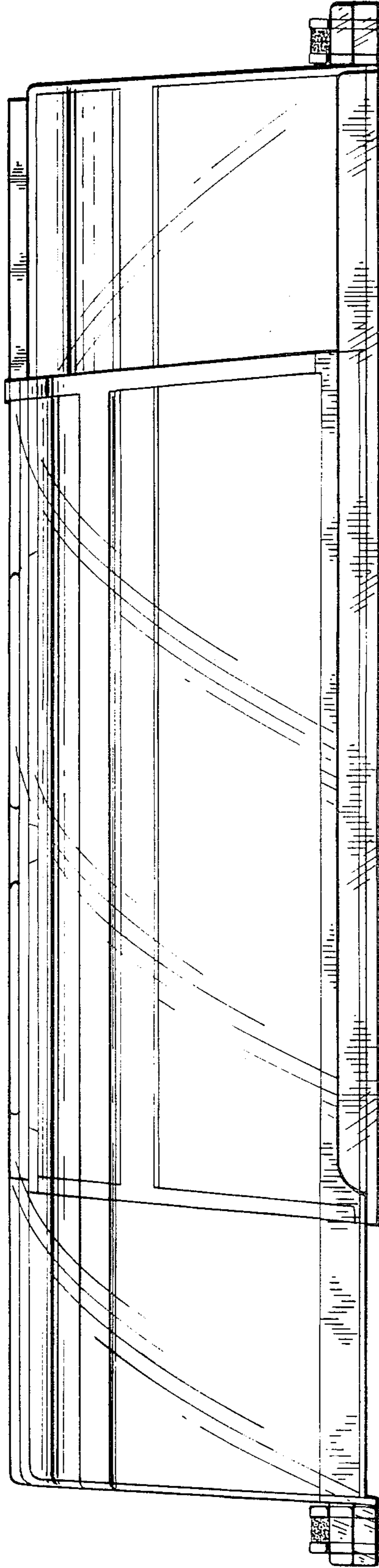


FIG. 3

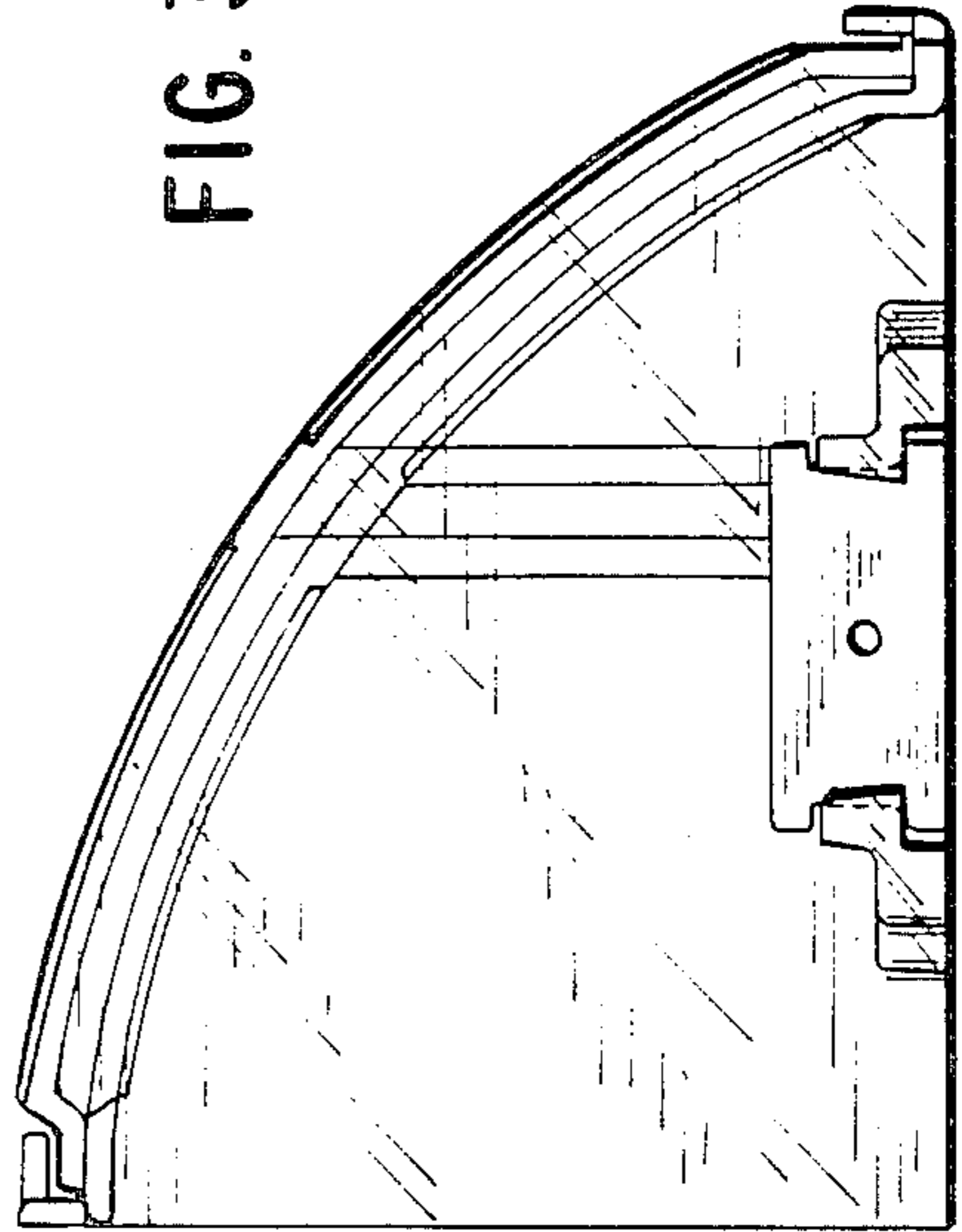


FIG. 2

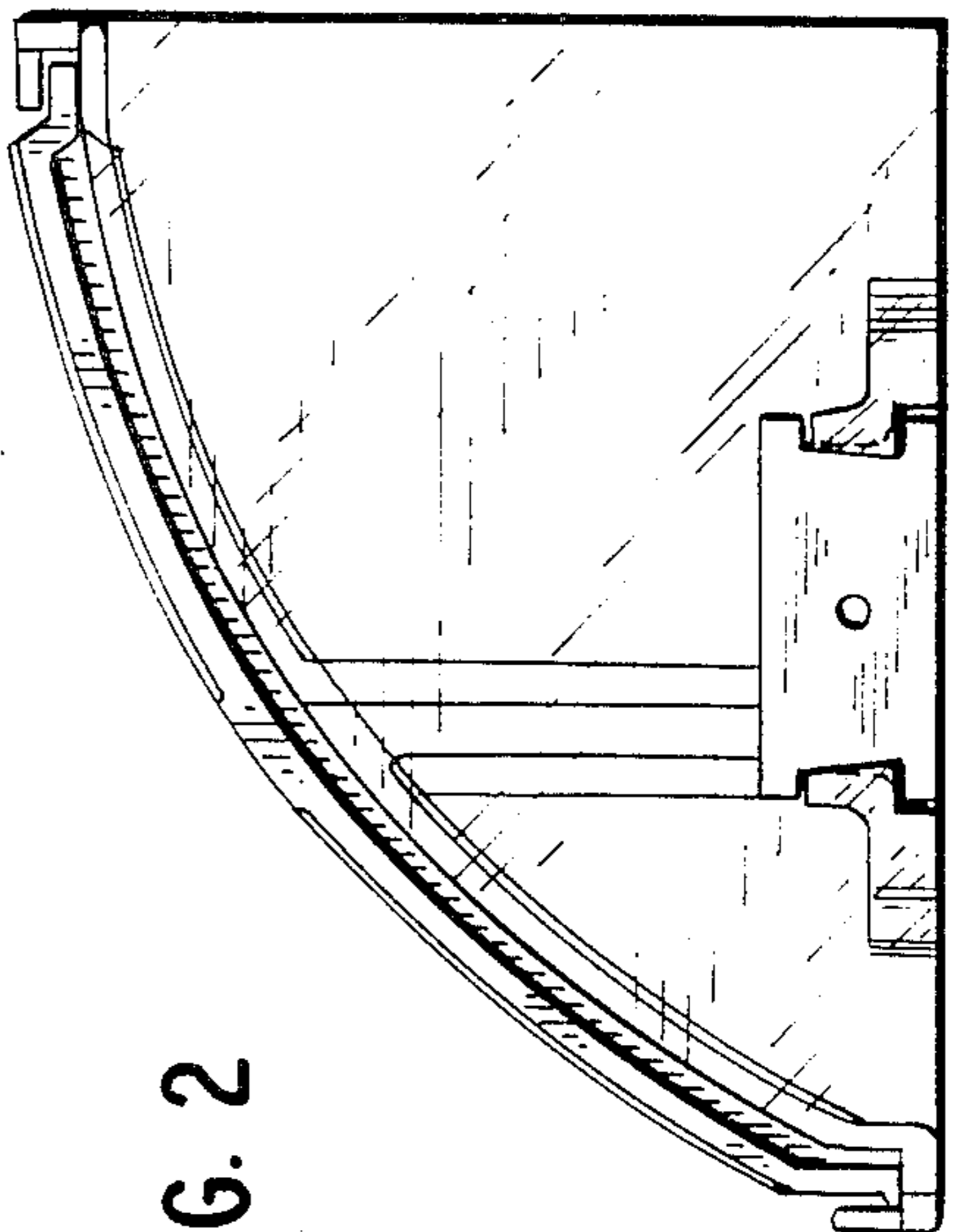


FIG. 4

