

[54] HANDSET TELEPHONE

[75] Inventor: Elliot I. Baum, Dix Hills, N.Y.

[73] Assignee: QT&T, Inc., Brentwood, N.Y.

[**] Term: 14 Years

[21] Appl. No.: 487,194

[22] Filed: Apr. 21, 1983

[52] U.S. Cl. D14/53; D14/64

[58] Field of Search D14/63, 64, 53, 56, D14/58; 179/179, 100 R, 100 C, 100 D, 102

[56] References Cited

U.S. PATENT DOCUMENTS

D. 236,627	9/1975	Henshen et al.	D14/63
D. 258,880	4/1981	Blomberg	D14/53
D. 266,763	11/1982	Grae	D14/13
D. 267,178	12/1982	Mona	D14/53
D. 272,442	1/1984	Trussler	D14/63
D. 273,492	4/1984	Coons et al.	D14/53
D. 275,568	9/1984	Marshall	D14/53
D. 276,338	11/1984	Pardo	D14/60

OTHER PUBLICATIONS

W. Bell & Co. Catalog ©1982: GTE Solitare, Item

66117c: p. 239; Copy Available Examiner'Search Room.

Radio Shack Brochure Catalog, White Misd Item, No. 43-284: front cover.

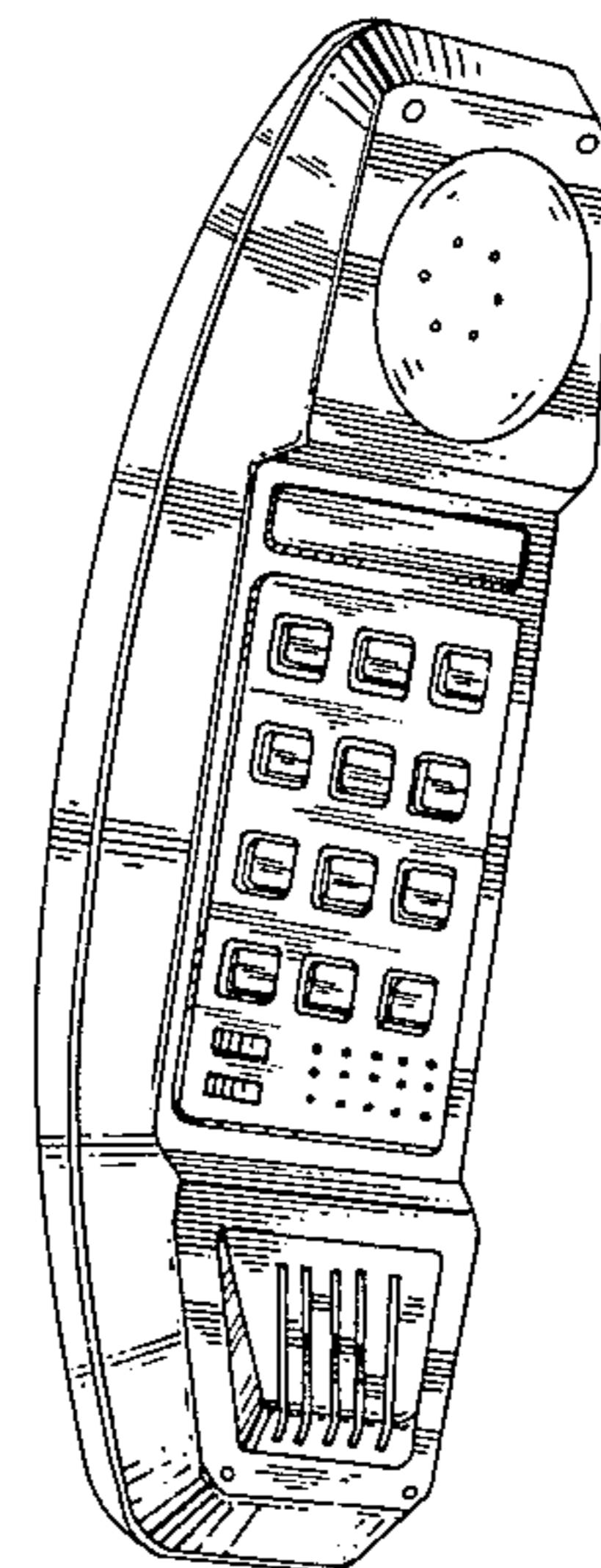
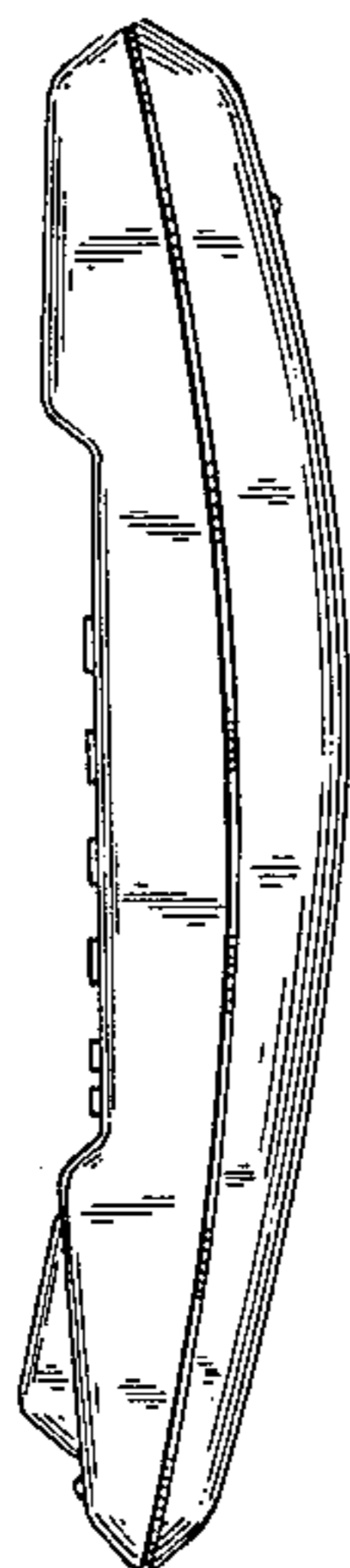
Primary Examiner—Wallace R. Burke
Assistant Examiner—Horace B. Fay
Attorney, Agent, or Firm—Arthur L. Lessler

[57] CLAIM

The ornamental design for a handset telephone, substantially as shown and described.

DESCRIPTION

FIG. 1 is a substantially front view of the underneath of a handset telephone showing my new design;
FIG. 2 is a right side elevational view thereof, the left side elevational view being essentially a mirror image of this view;
FIG. 3 is a rear elevation view thereof;
FIG. 4 is a top plan view thereof;
FIG. 5 is a bottom plan view thereof; and
FIG. 6 is a perspective view showing the front, right side and bottom surfaces thereof.






FIG. 1

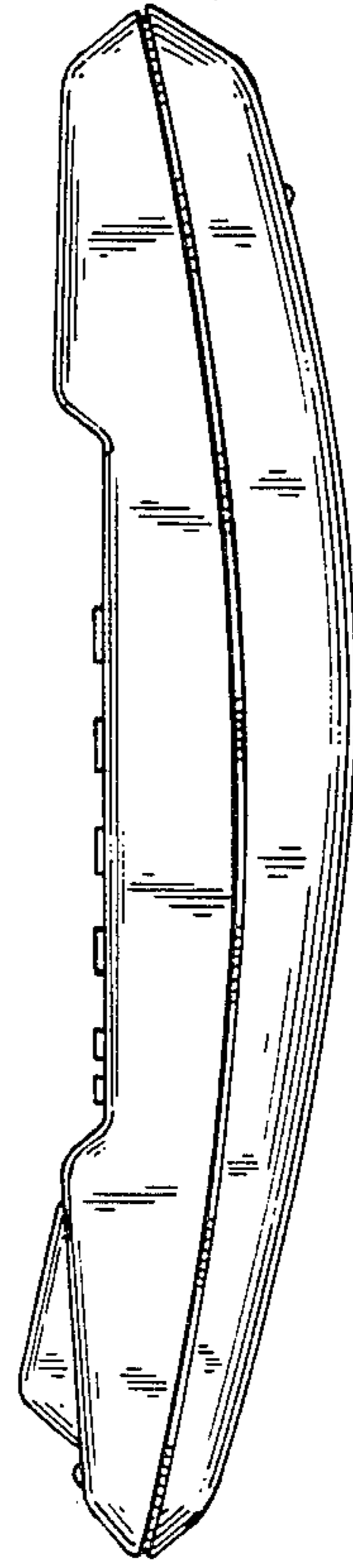


FIG. 2




FIG. 3

FIG. 4

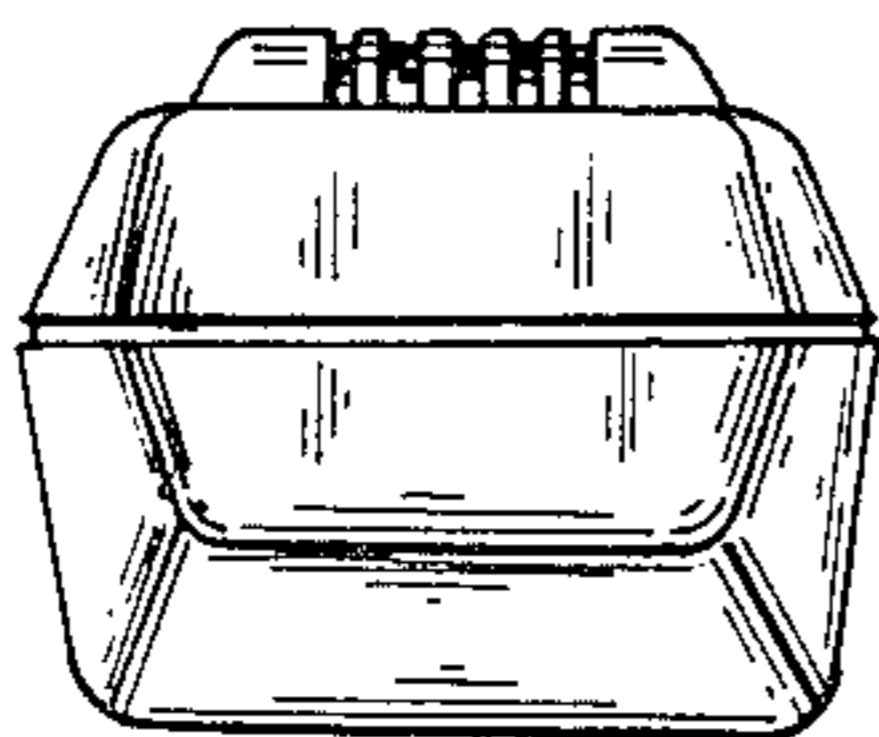



FIG. 5



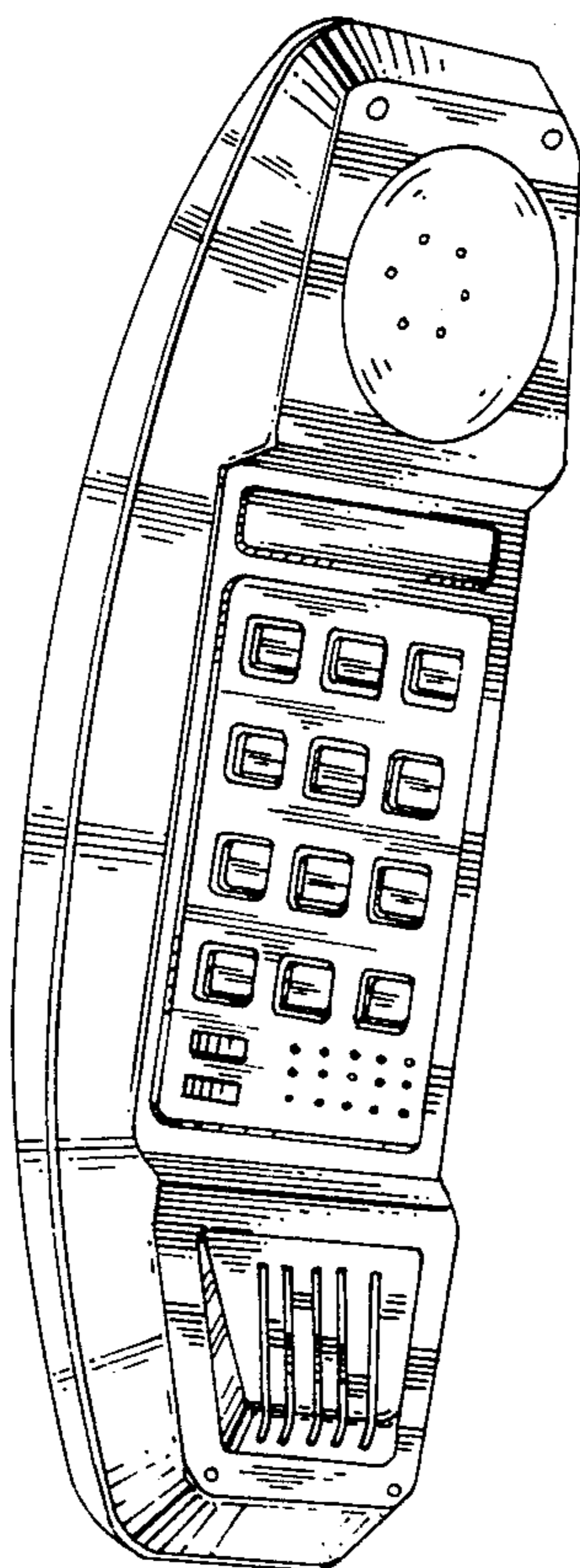


FIG. 6