

[54] **DIGITAL AUDIO DISC PLAYER**

[75] **Inventor: Hirotaka Imai, Tokyo, Japan**

[73] **Assignee: Pioneer Electronic Corporation, Tokyo, Japan**

[**] **Term: 14 Years**

[21] **Appl. No.: 537,239**

[22] **Filed: Sep. 29, 1983**

[30] **Foreign Application Priority Data**

Apr. 8, 1983 [JP] Japan 58-14891

[52] **U.S. Cl. D14/1; D14/14; D14/99**

[58] **Field of Search D14/1, 2, 6, 10, 14, D14/25, 77, 79, 84, 96, 99**

[56] **References Cited**

U.S. PATENT DOCUMENTS

- D. 277,849 3/1985 Hashimoto et al. D14/1 X
- D. 277,850 3/1985 Miyashita D14/79 X

OTHER PUBLICATIONS

Stereo Review, 9-82, p. 15, TEAC V-95RX.
Stereo Review, 12-82, p. 63, Sony CDP-101 Co Player.
Merchandising, 1-83, p. 51, Sanyo VCR 3900.

Primary Examiner—Jane E. Corrigan
Attorney, Agent, or Firm—Sughrue, Mion, Zinn, Macpeak & Seas

[57] **CLAIM**

The ornamental design for a digital audio disc player, as shown.

DESCRIPTION

FIG. 1 is a front elevational view of a digital audio disc player showing my new design;
FIG. 2 is a rear elevational view thereof;
FIG. 3 is a right side elevational view thereof;
FIG. 4 is a left side elevational view thereof;
FIG. 5 is a top plan view thereof;
FIG. 6 is a bottom plan view thereof; and
FIG. 7 is a front, top and right side perspective view thereof.

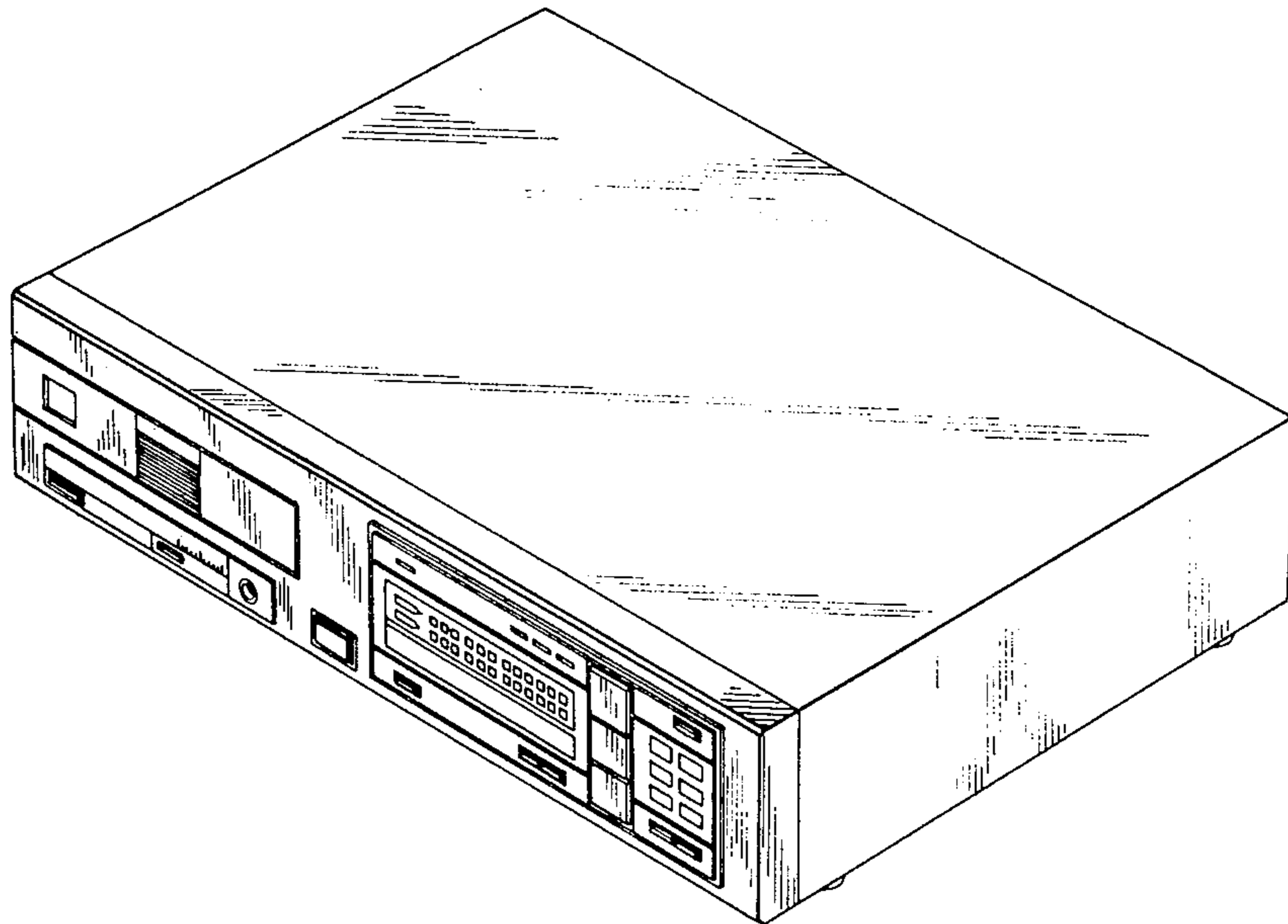


FIG. 1

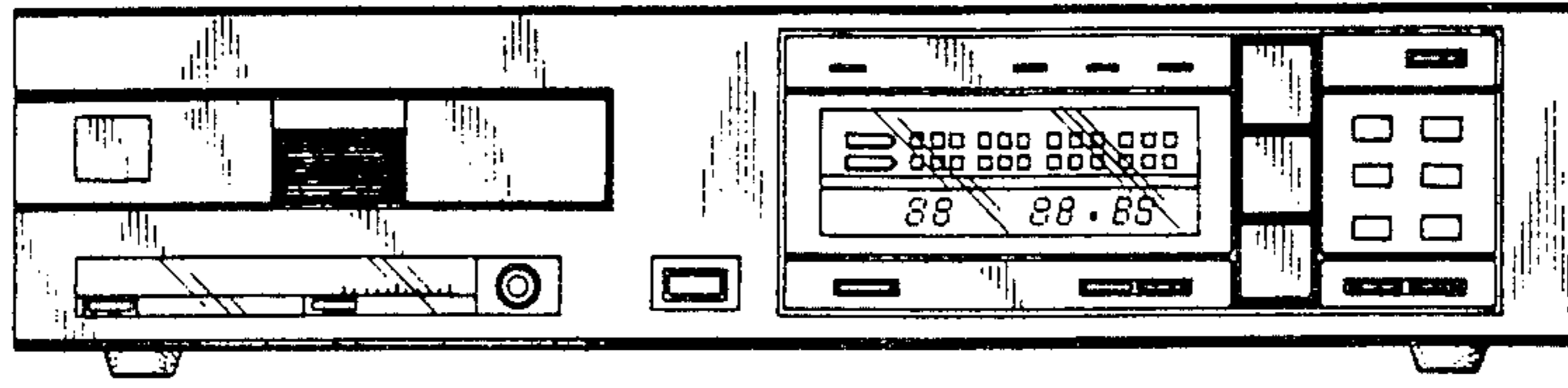


FIG. 2




FIG. 3




FIG. 4




FIG. 5




FIG. 6




FIG. 7

