

[54] **ATHLETIC SHOE**

[75] **Inventor: I. David Hill, Grand Rapids, Mich.**

[73] **Assignee: Wolverine World Wide, Inc.,
 Rockford, Mich.**

[**] **Term: 14 Years**

[21] **Appl. No.: 521,692**

[22] **Filed: Aug. 10, 1983**

[52] **U.S. Cl. D2/310**

[58] **Field of Search D2/309, 310, 311, 312,
 D2/313, 319, 320; 36/88-90, 92, 58.5, 58.6, 32
 R, 83-84, 113-115**

[56]

References Cited

U.S. PATENT DOCUMENTS

D. 225,093	11/1972	Dassler	D2/310
D. 228,267	9/1973	Powers	D2/309
D. 266,286	9/1982	Vermonet	D2/309
D. 272,771	2/1984	Feigelstock	D2/311
1,708,156	4/1929	Scroggins	36/89
4,282,657	8/1981	Antonious	36/50
4,296,558	10/1981	Antonious	36/50

FOREIGN PATENT DOCUMENTS

597297	5/1934	Fed. Rep. of Germany	36/50
2499375	8/1982	France	36/50

OTHER PUBLICATIONS

Sporting Goods Dealer-2/83-p. 7-Shoe at center.
Footwear News-2/9/81-p. 97-Shoes.

Primary Examiner-Nelson C. Holtje
Attorney, Agent, or Firm-Price, Heneveld, Huizenga &
 Cooper


[57]

CLAIM

The ornamental design of the athletic shoe, substantially as shown and described.

DESCRIPTION

FIG. 1 is a top and right front perspective view of an athletic shoe showing my new design;
 FIG. 2 is a front elevational view thereof;
 FIG. 3 is a rear elevational view thereof;
 FIG. 4 is a left side elevational view thereof;
 FIG. 5 is a right side elevational view thereof;
 FIG. 6 is a top plan view thereof, the bottom, not shown, being transversely grooved as indicated by FIGS. 3 and 4.



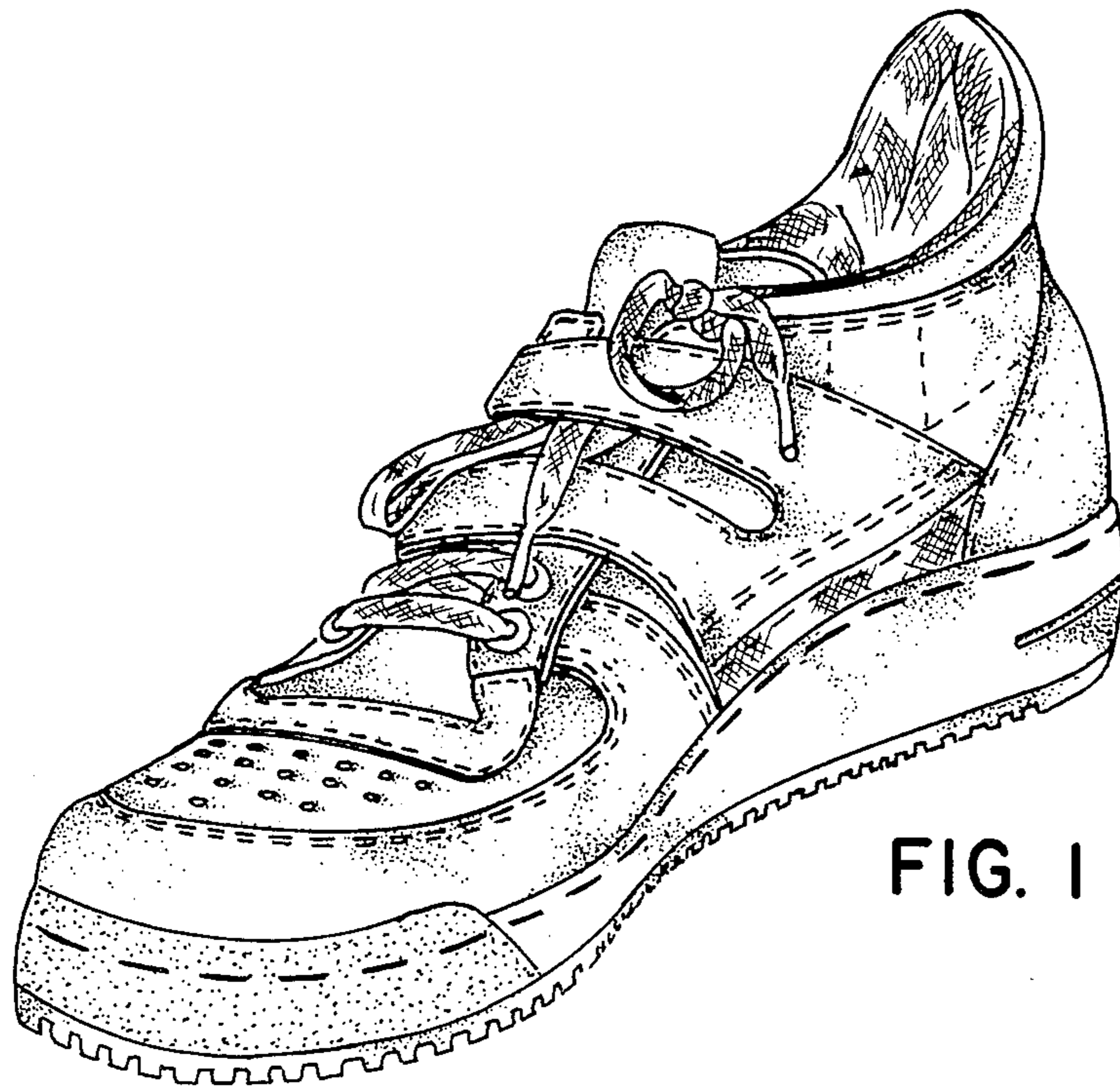


FIG. 1

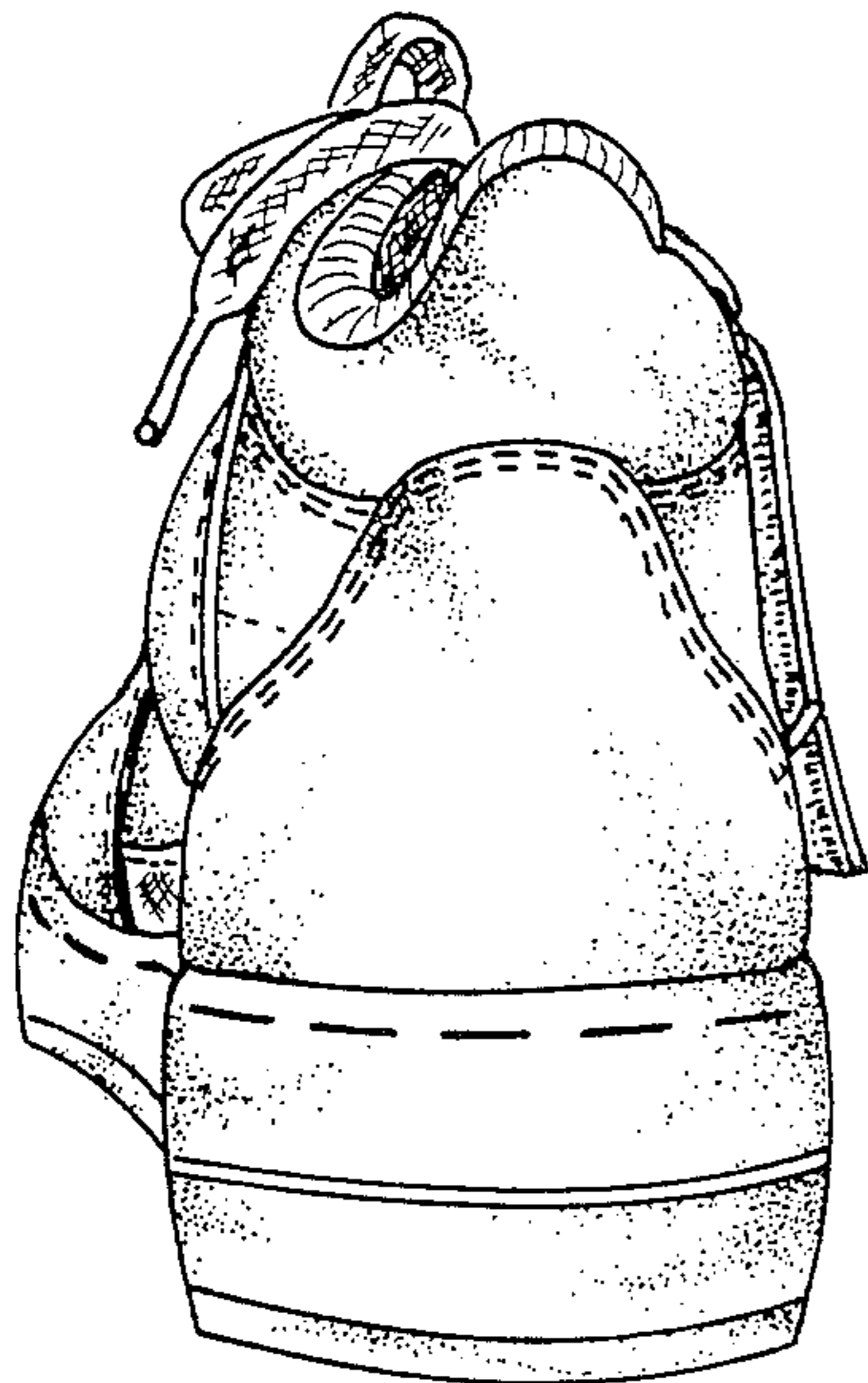


FIG. 3

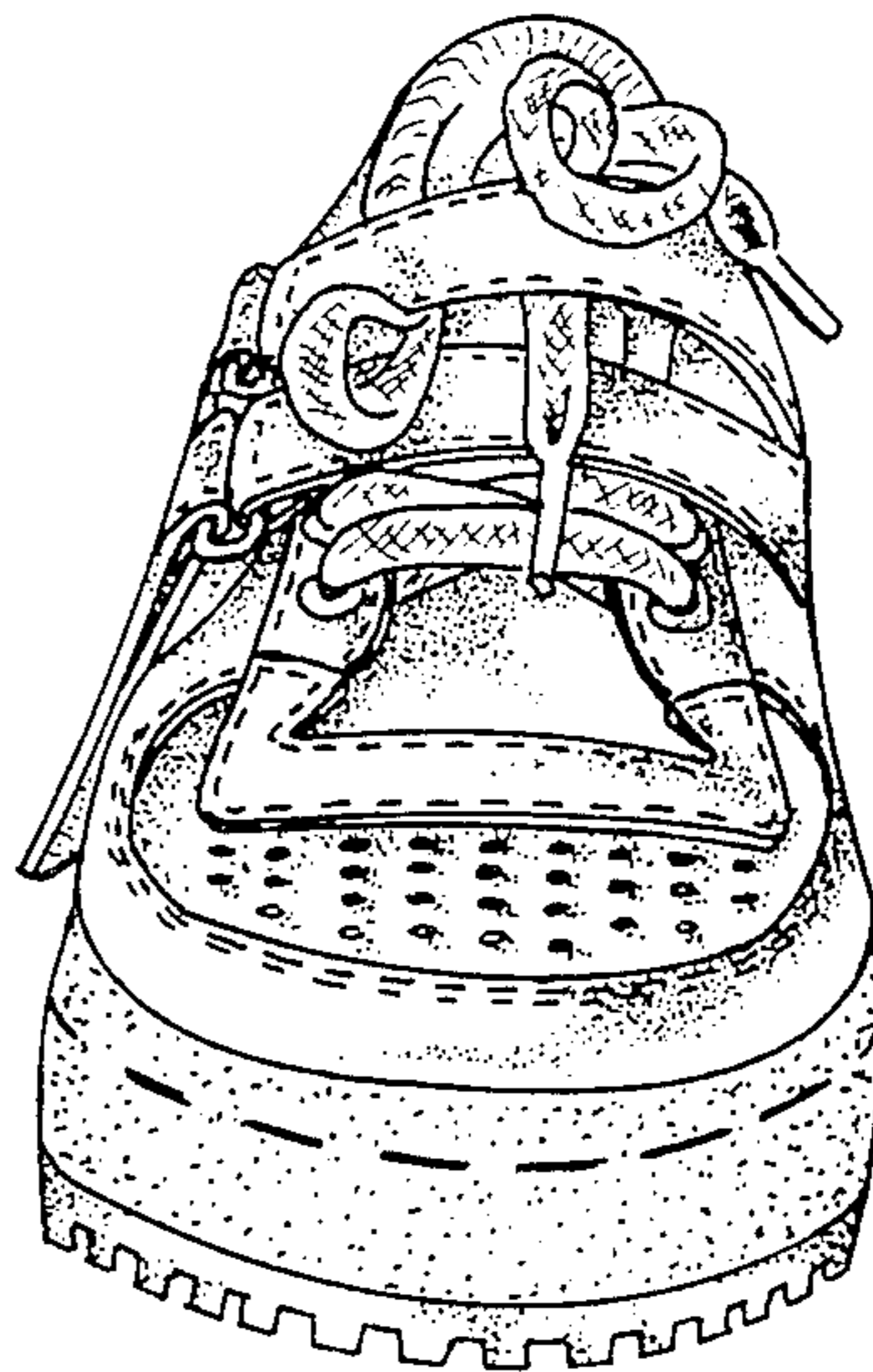


FIG. 2




FIG. 5




FIG. 4

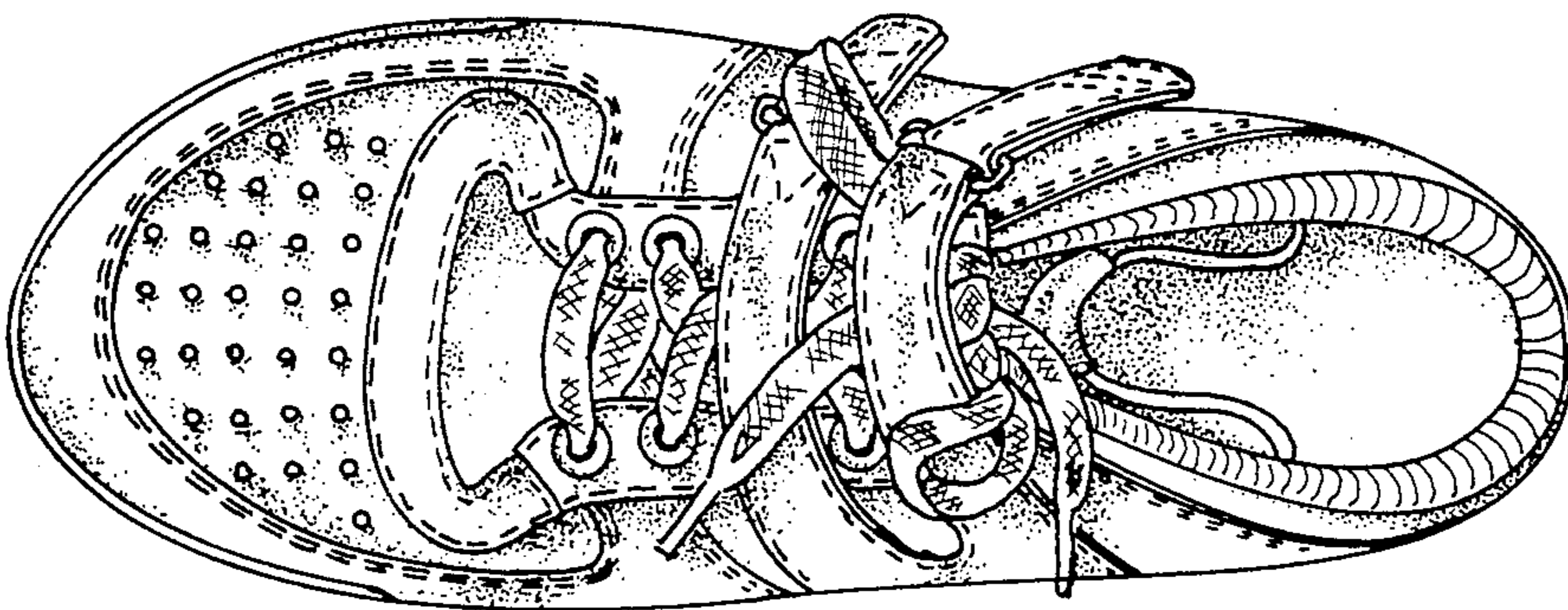


FIG. 6