

[54] HOUSING FOR A TRANSMITTER FOR A SECURITY ALARM SYSTEM

4,335,377 6/1982 Boptic ..... 340/693  
4,464,792 8/1984 Owerko ..... 340/539

[75] Inventor: William E. Abel, Portland, Oreg.

Primary Examiner—B. J. Bullock  
Assistant Examiner—Suzanne N. Gitlin  
Attorney, Agent, or Firm—Chernoff, Vilhauer,  
McClung, Birdwell & Stenzel

[73] Assignee: Sentrol, Inc., Portland, Oreg.

[\*\*] Term: 14 Years

[57] CLAIM

[21] Appl. No.: 535,877

The ornamental design for a housing for a transmitter for a security alarm system, as shown.

[22] Filed: Sep. 26, 1983

[52] U.S. Cl. .... D10/106

[58] Field of Search ..... D10/104, 106, 121;  
340/539, 547, 693, 815.14, 815.2, 825.44,  
825.45, 825.46, 825.47, 825.48; D25/16

DESCRIPTION

FIG. 1 is a perspective view of a housing for a transmitter for a security alarm system, showing my new design, as seen from the upper right front;

FIG. 2 is a perspective view thereof as seen from the bottom front;

FIG. 3 is a front elevational view thereof;

FIG. 4 is a right side elevational view thereof;

FIG. 5 is a rear elevational view thereof;

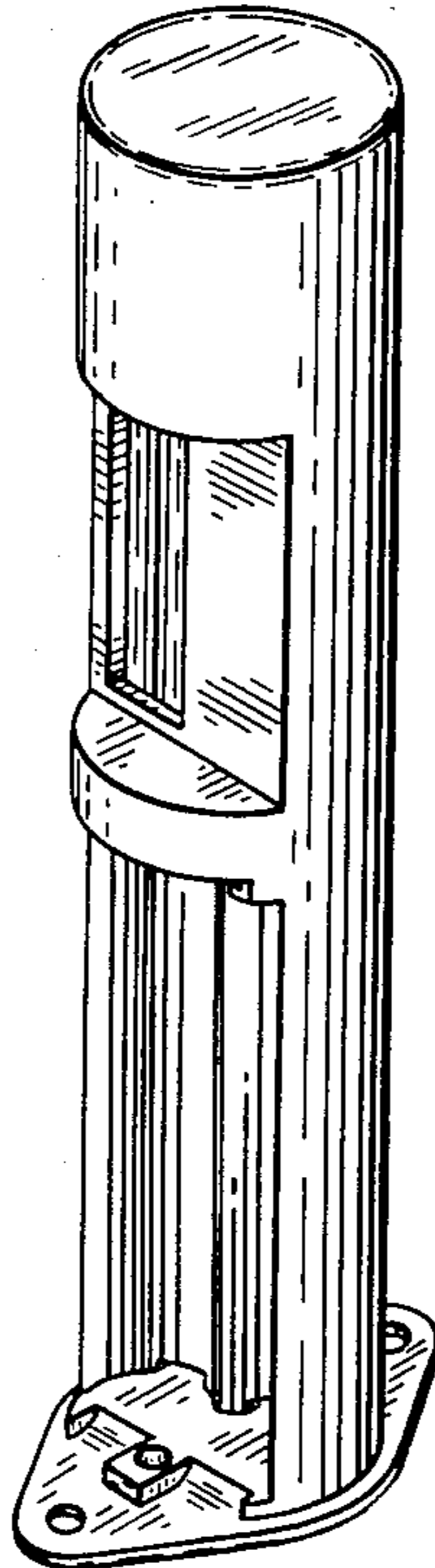
FIG. 6 is a top plan view thereof; and

FIG. 7 is a bottom plan view thereof;

[56] References Cited

U.S. PATENT DOCUMENTS

D. 241,747	10/1976	King	.....	D25/16
2,327,696	8/1943	Bishop	.....	340/321
2,924,705	2/1960	Jones	.....	340/825.48
4,004,228	1/1977	Gullet	.....	340/539



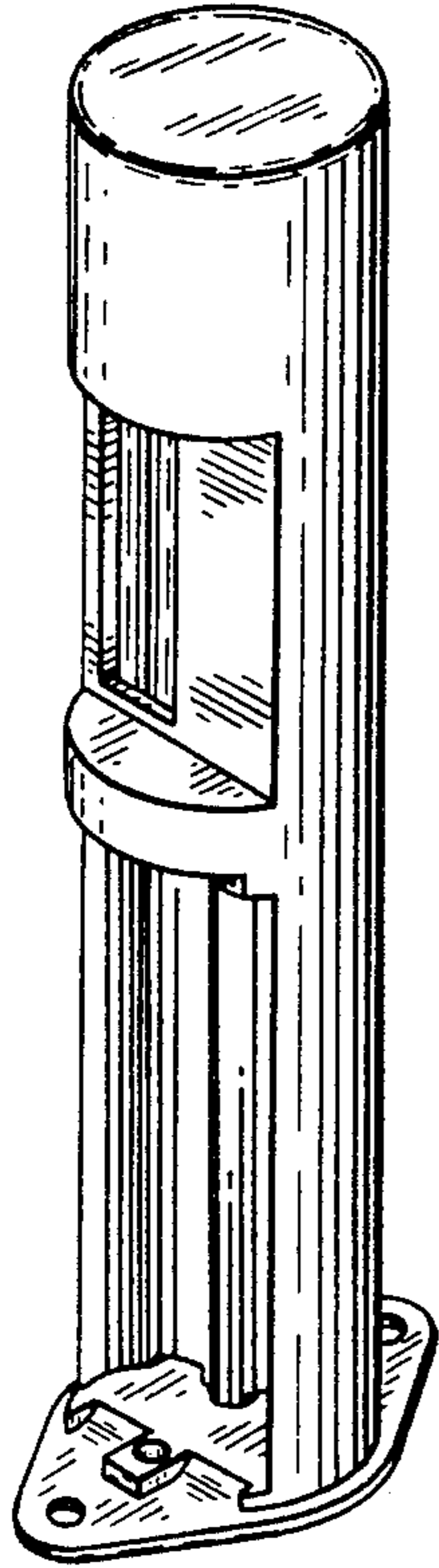


FIG. 1

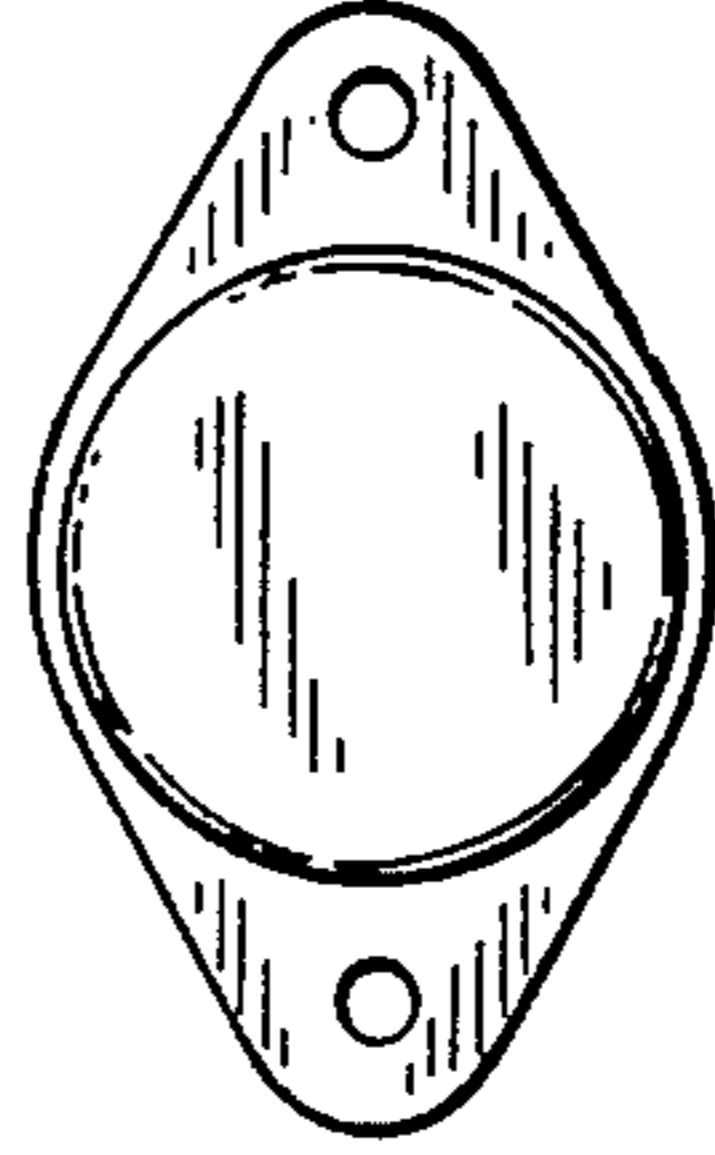


FIG. 6

FIG. 5




FIG. 3

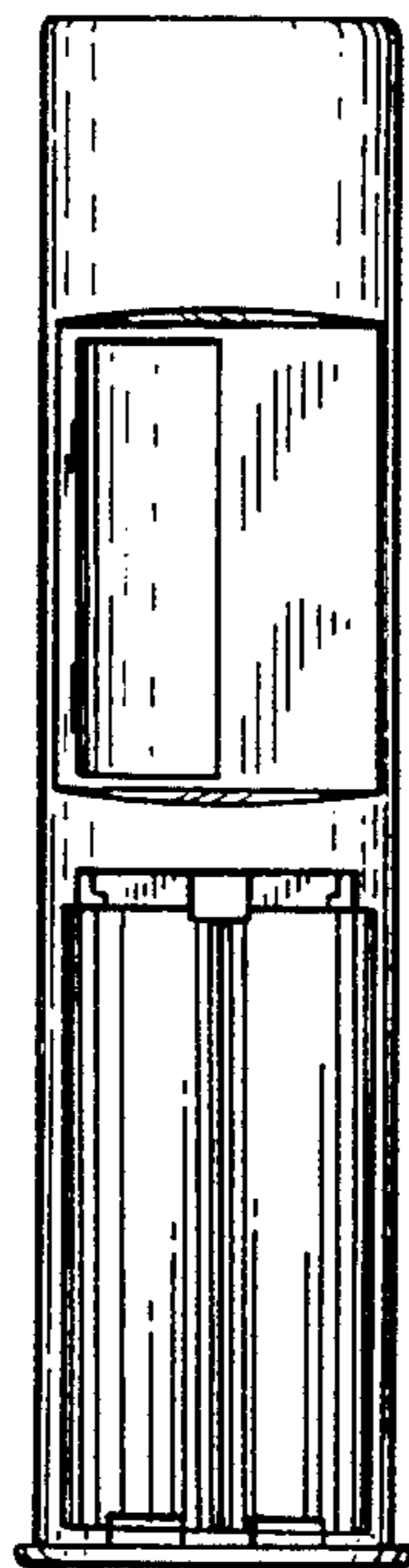


FIG. 4

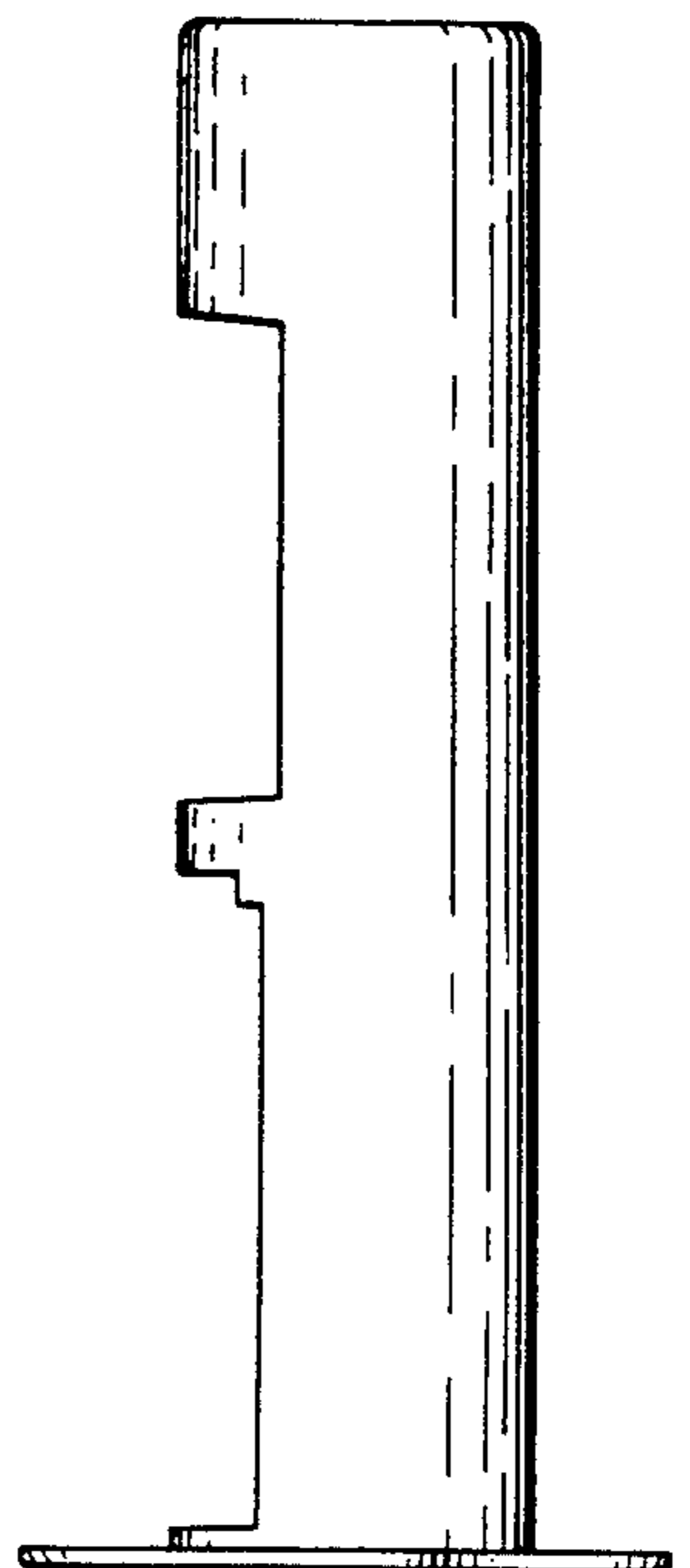


FIG. 2

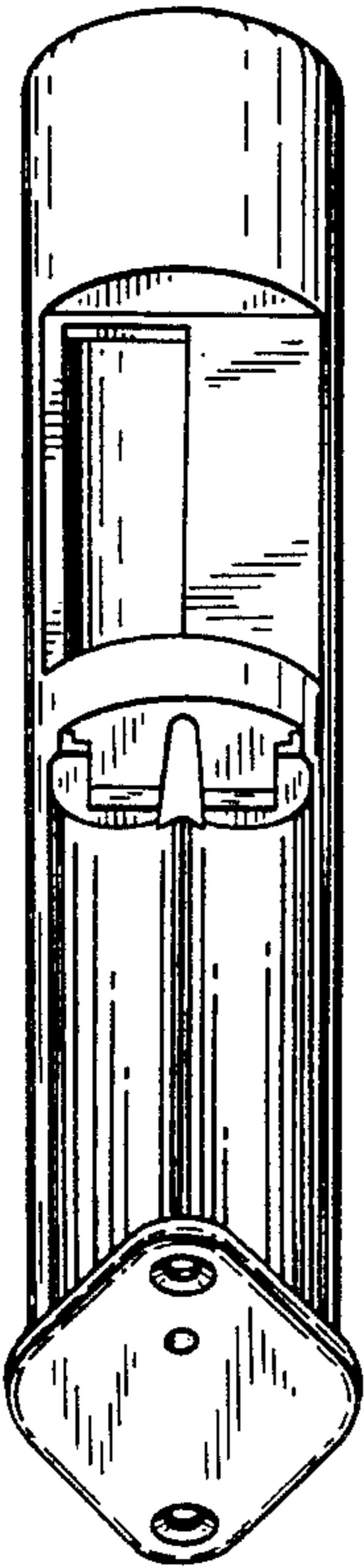


FIG. 7

