

[54] BOTTLE

[75] Inventors: David A. Jones, Kettering, Ohio; Jon R. Zogg, New York, N.Y.

[73] Assignee: The Drackett Company, Cincinnati, Ohio

[**] Term: 14 Years

[21] Appl. No.: 504,201

[22] Filed: Jun. 14, 1983

[52] U.S. Cl. D9/377; D9/404; D9/408

[58] Field of Search D9/404, 389, 377, 403, D9/405, 408; 215/1 R., 1 C

[56] References Cited

U.S. PATENT DOCUMENTS

D. 176,226	11/1955	Morris	D58/8
D. 214,426	6/1969	Osborn	D9/377
D. 214,554	7/1969	Oltman et al.	D9/366
D. 217,333	4/1987	Weckman	D9/377
D. 223,334	4/1972	Hayes et al.	D9/404
D. 223,438	4/1972	Lluch	D9/1
D. 235,032	4/1975	Atkins	D9/1
D. 235,245	6/1975	McDonald	D9/1
D. 237,049	10/1975	Atkins	D9/1
D. 237,049	10/1975	Atkins	D9/377
D. 241,817	10/1976	Campbell et al.	D9/404 X

D. 244,176	5/1977	Pardo	D9/156
D. 248,926	8/1978	Furlong et al.	D9/404 X
D. 250,248	11/1978	Grip	D9/404 X
D. 255,543	6/1980	Shortino	D9/143
D. 277,647	2/1985	Lane	D9/377

Primary Examiner—Robert C. Spangler
Attorney, Agent, or Firm—Charles Zeller

[57] CLAIM

The ornamental design for a bottle, as shown and described.

DESCRIPTION

FIG. 1 is an exploded, top perspective view of a bottle showing our new design;
 FIG. 2 is a side elevational view with the cap in place, the opposite side being the same in appearance;
 FIG. 3 is an elevational view looking from the right of FIG. 2, the opposite side being the same in appearance;
 FIG. 4 is a top plan view;
 FIG. 5 is a bottom plan view;
 FIG. 6 is an elevational view showing another embodiment of our new design;
 FIG. 7 is an elevational view looking from the right of FIG. 6, the opposite side being the same in appearance. The top and bottom surfaces of the bottle and the top surface of the cap in the modified form have the same appearance as the respective areas seen in FIGS. 4, 5 and 1.

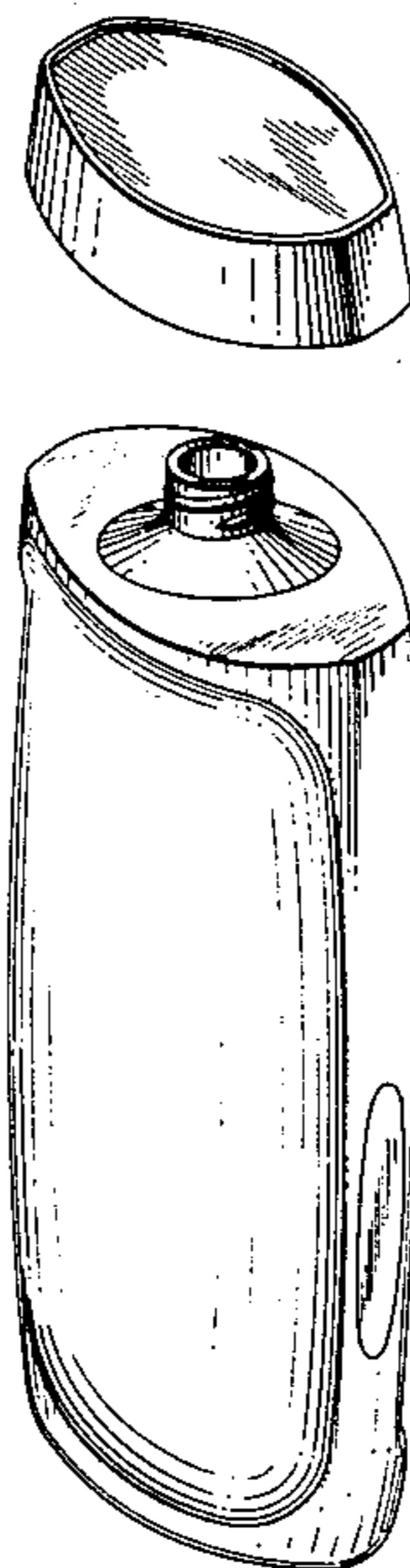


FIG. 1

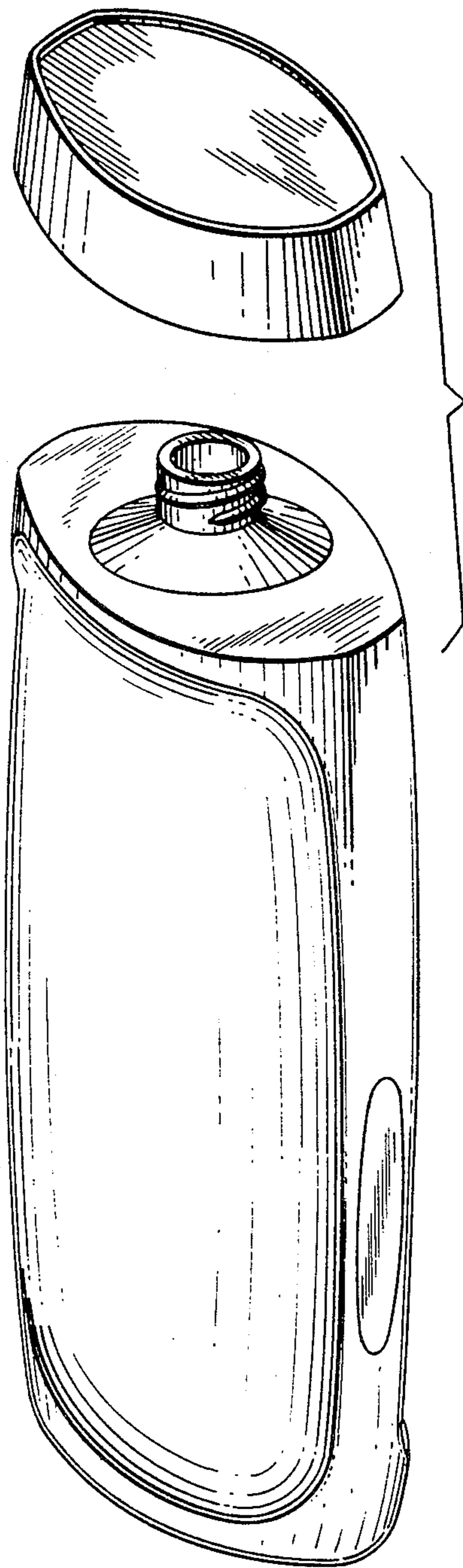


FIG. 2

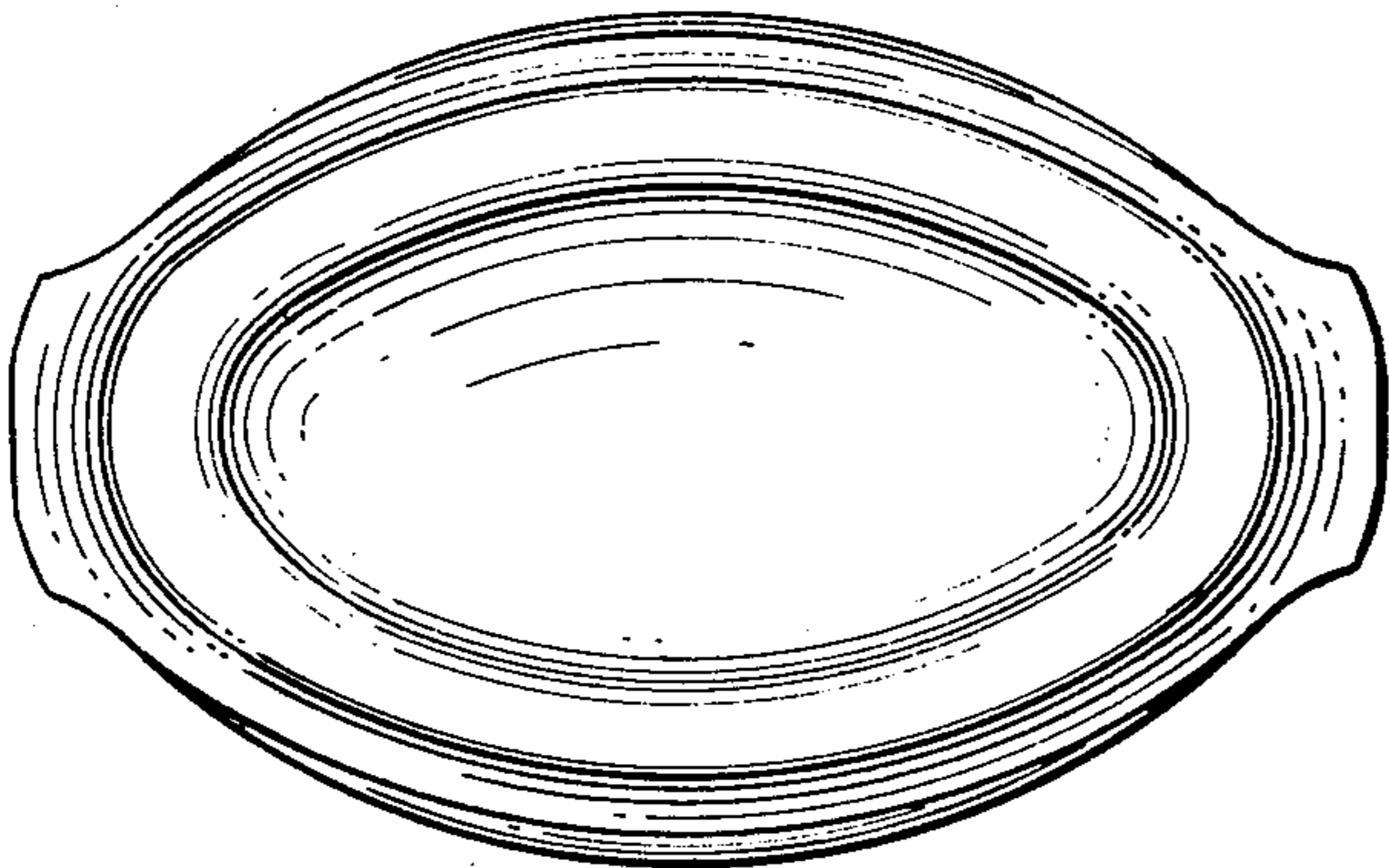



FIG. 5

FIG. 3

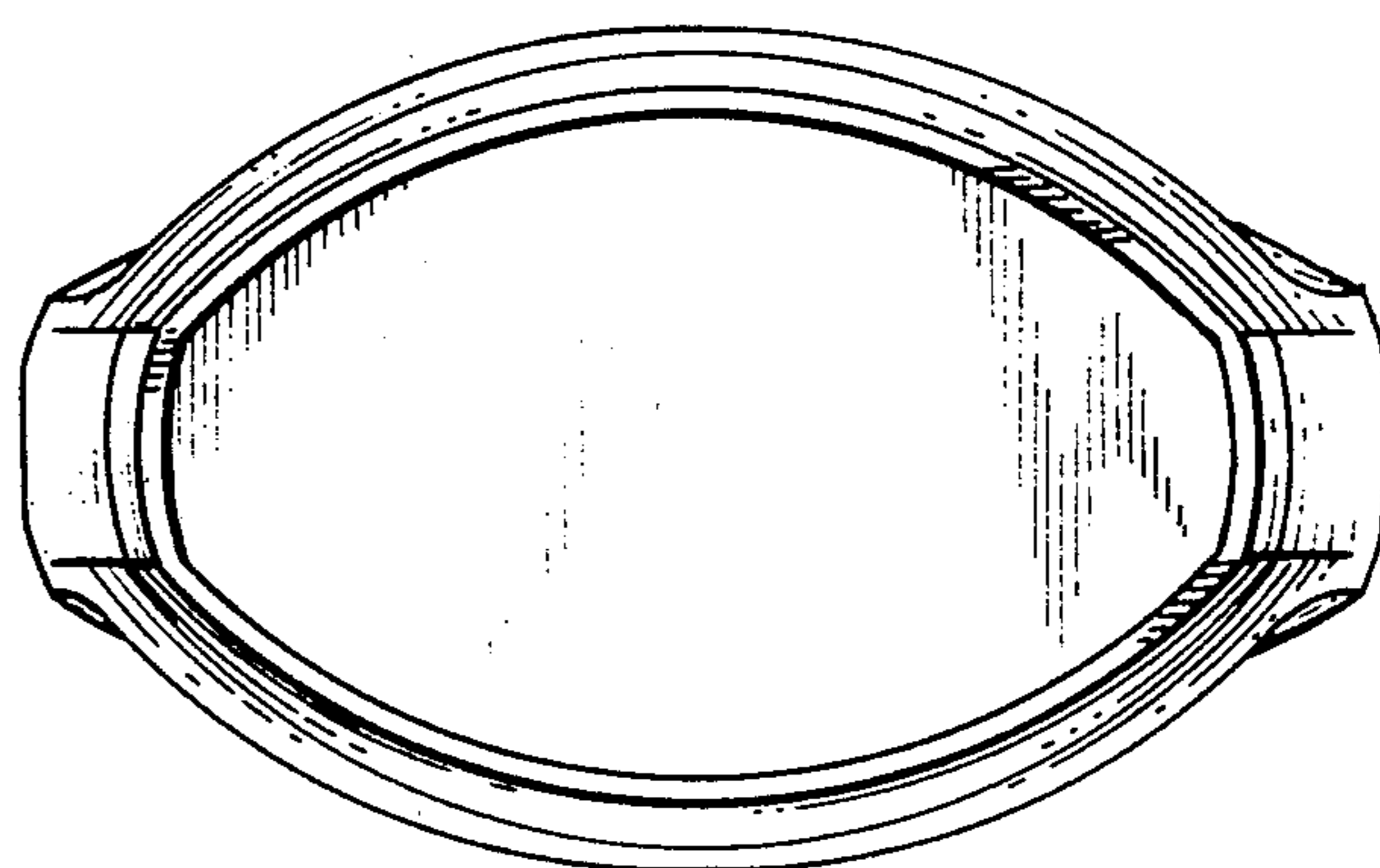
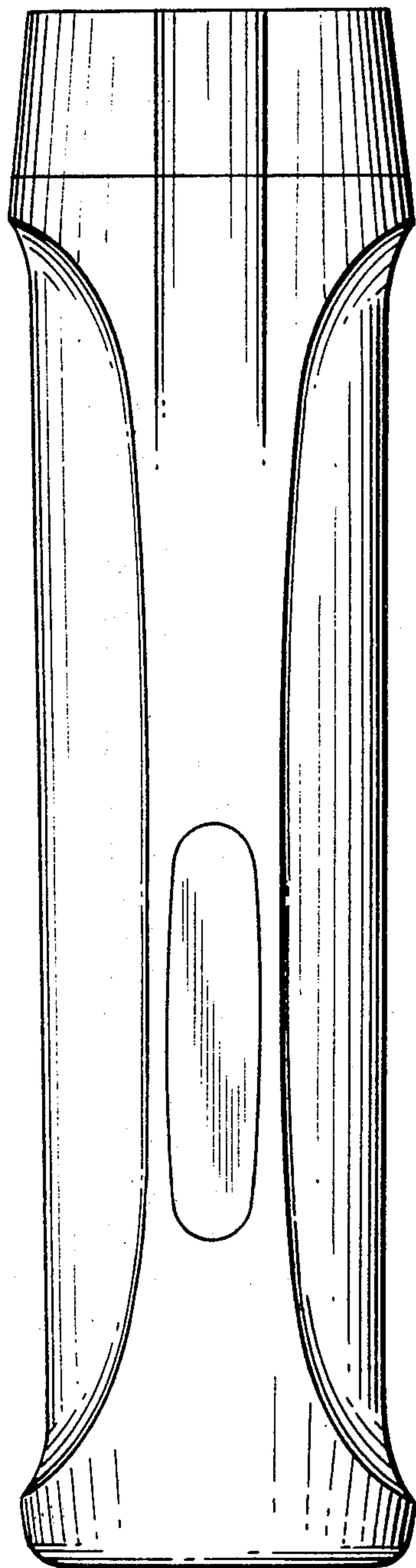


FIG. 4

FIG. 7

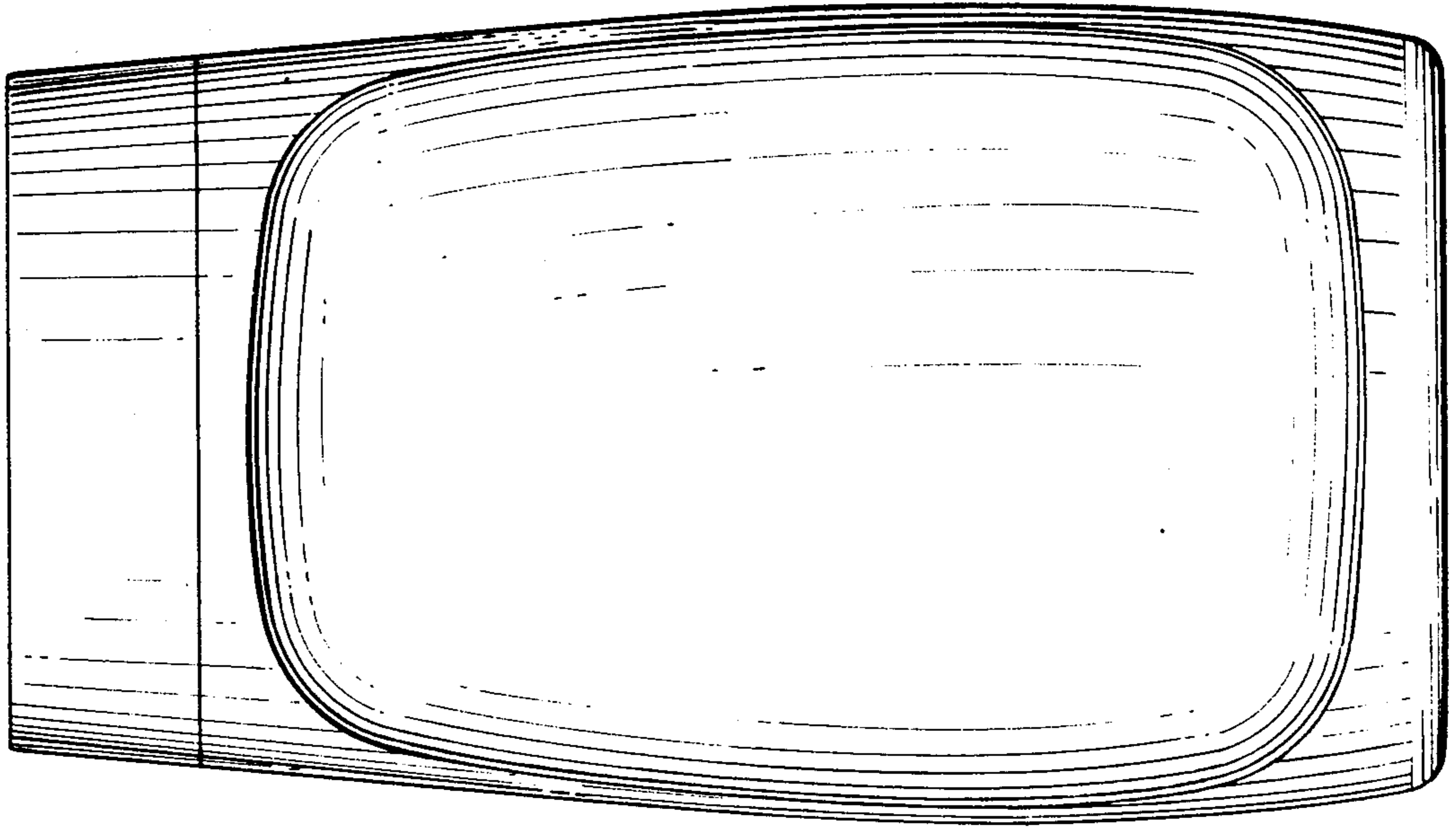


FIG. 6

