

[54] BANK NOTE EXAMINING MACHINE

4,334,619 6/1982 Horino et al. .... 209/534 X

[75] Inventor: Yoshiaki Nishida, Omorinishi, Japan

[73] Assignee: Tokyo Shibaura Denki Kabushiki Kaisha, Japan

[\*\*] Term: 14 Years

[21] Appl. No.: 510,247

[22] Filed: Jul. 1, 1983

[30] Foreign Application Priority Data

Jan. 25, 1983 [JP] Japan ..... 58-2310

[52] U.S. Cl. .... D18/3; D99/28

[58] Field of Search ..... D14/100-117; 235/454, 462, 431, 437, 449, 475, 479; D18/3; 382/7; D99/28; 209/534; 194/4 R

[56] References Cited

U.S. PATENT DOCUMENTS

3,589,514 6/1971 Townsend ..... 209/534  
3,800,155 3/1974 Potenza ..... 209/534 X

OTHER PUBLICATIONS

A photocopy of four pages of a catalogue copyrighted in 1977 by Recognition Equipment Incorporated.

Primary Examiner—Susan J. Lucas  
Attorney, Agent, or Firm—Finnegan, Henderson, Farabow, Garrett & Dunner

[57] CLAIM

The ornamental design for a bank note examining machine, substantially as shown.

DESCRIPTION

FIG. 1 is a front, top and right side perspective view of a bank note examining machine showing my new design;

FIG. 2 is a front elevational view thereof;

FIG. 3 is a top plan view thereof;

FIG. 4 is a right side elevational view thereof;

FIG. 5 is a left side elevational view thereof; and

FIG. 6 is a rear elevational view thereof.

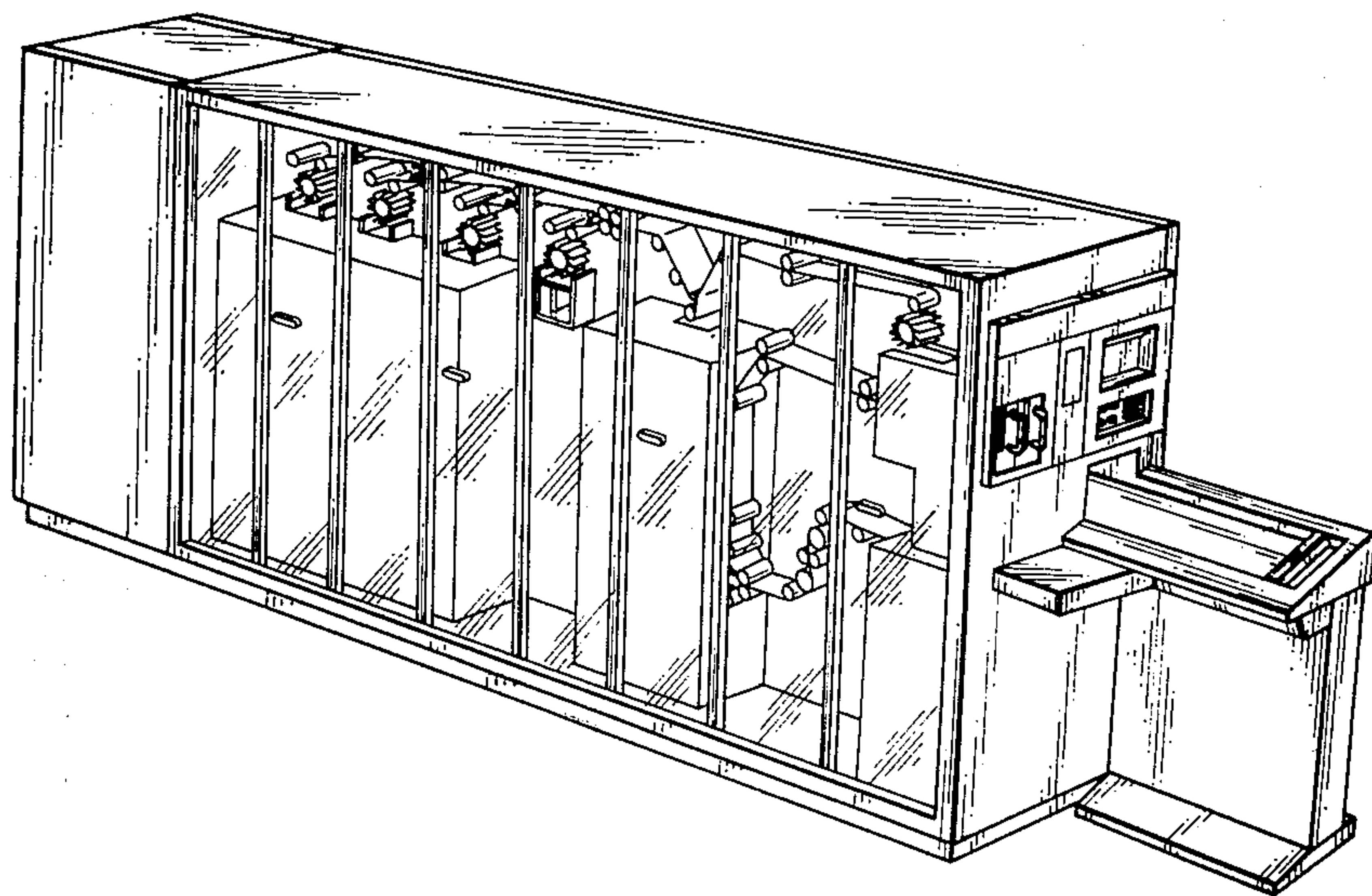


FIG. 1

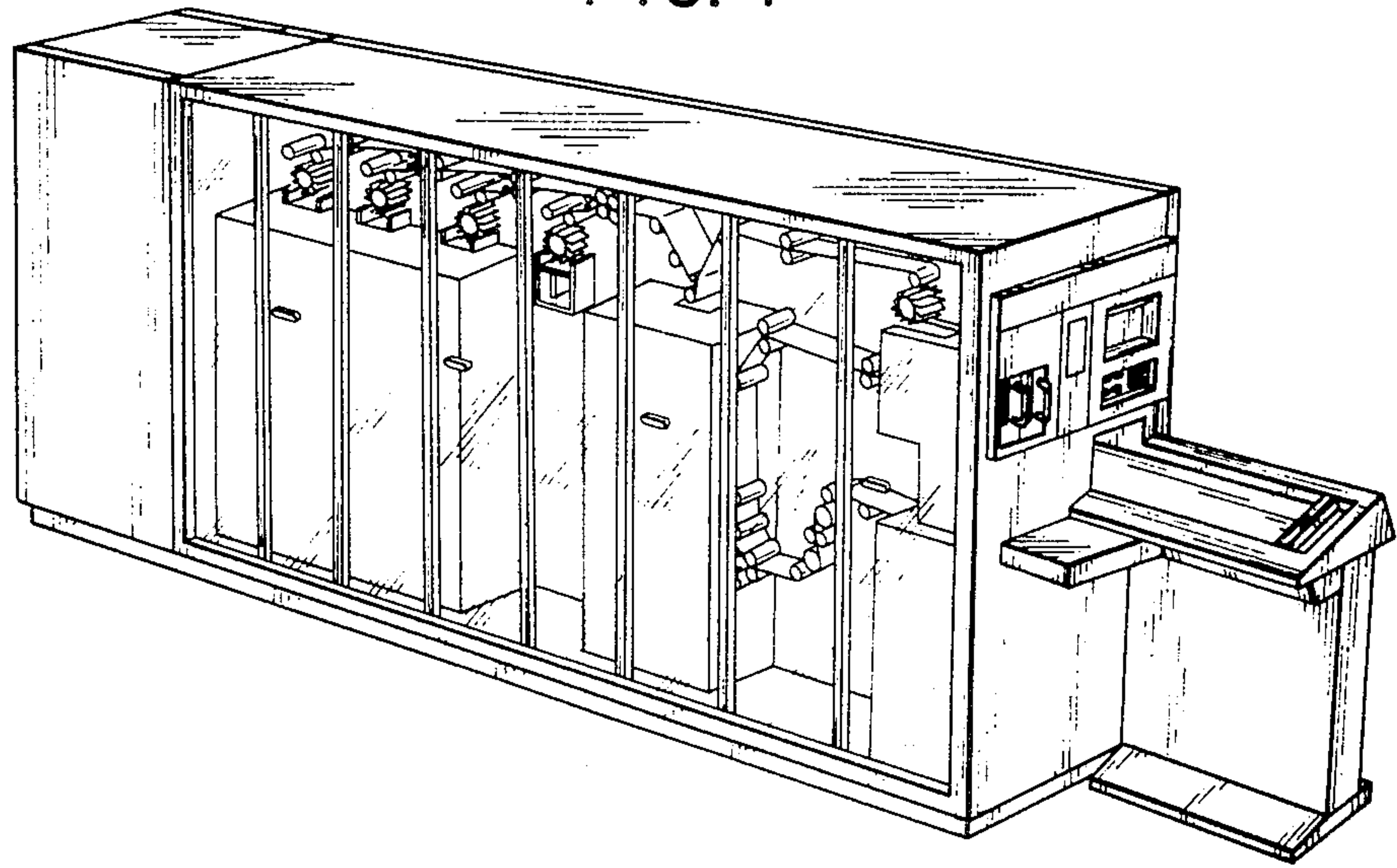


FIG. 2

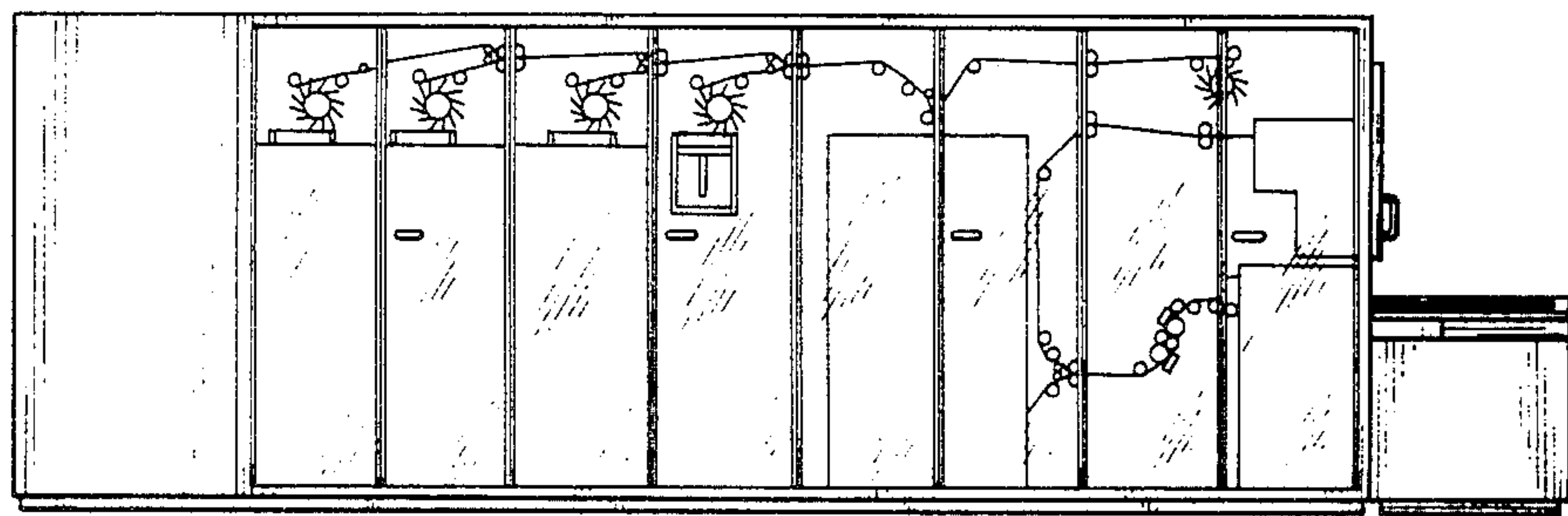


FIG. 3




FIG. 4

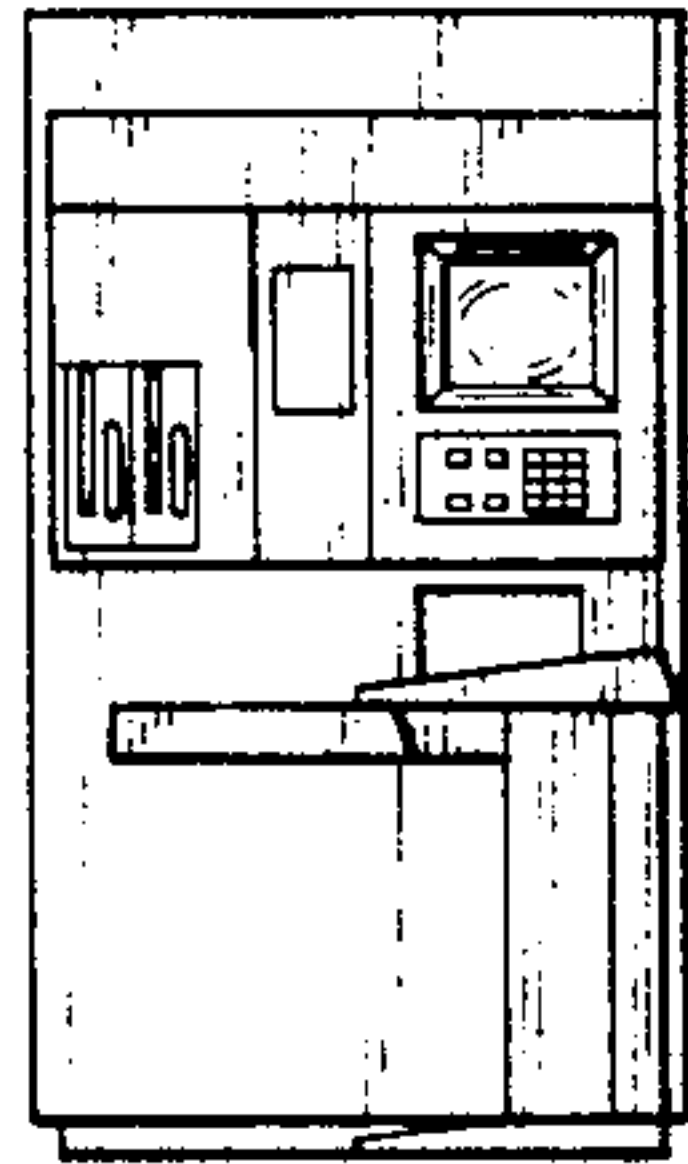


FIG. 5




FIG. 6

