

[54] TAMPER-PROOF LAVATORY AND TOILET UNIT

[76] Inventors: Earl L. Morris, 1501 Cloister Dr., La Habra Hts., Calif. 90631; V. Walter Hafner, 15939 Ocean Ave., Whittier, Calif. 90604; Theodore J. Sally, 2607 S. Brush St., Graton, Calif. 95444

[\*\*] Term: 14 Years

[21] Appl. No.: 455,665

[22] Filed: Jan. 5, 1983

[52] U.S. Cl. .... D23/49

[58] Field of Search ..... D23/48, 49, 50; 4/663, 4/66 A, DIG. 15

[56] References Cited

U.S. PATENT DOCUMENTS

D. 90,837	10/1933	Davison	.....	D23/49
D. 107,551	12/1937	Sakier	.....	D23/49
D. 219,341	12/1970	Jacoby	.....	D23/49
D. 233,149	10/1974	Campbell	.....	D23/49
D. 236,618	9/1975	Verlet	.....	D23/49
D. 240,627	7/1976	Morris	.....	D23/49
D. 252,098	6/1979	Morris et al.	.....	D23/49
D. 265,235	6/1982	Keller	.....	D23/49
2,611,134	9/1952	Jarrett et al.	.....	4/66 A X
3,047,106	7/1962	Callahan	.....	4/663 X

3,590,392	7/1971	Hollander et al.	.....	4/663
3,590,393	7/1971	Hollander	.....	4/663
3,829,906	8/1974	McPhee	.....	4/664 X
4,030,145	6/1977	Rowan	.....	4/664
4,133,057	1/1979	Rivetti	.....	4/66 A

OTHER PUBLICATIONS

Acorn Engineering Company 15p Catalog, published in early 1976, p. 10.

Primary Examiner—James R. Lergen

Attorney, Agent, or Firm—Edgar W. Averill, Jr.

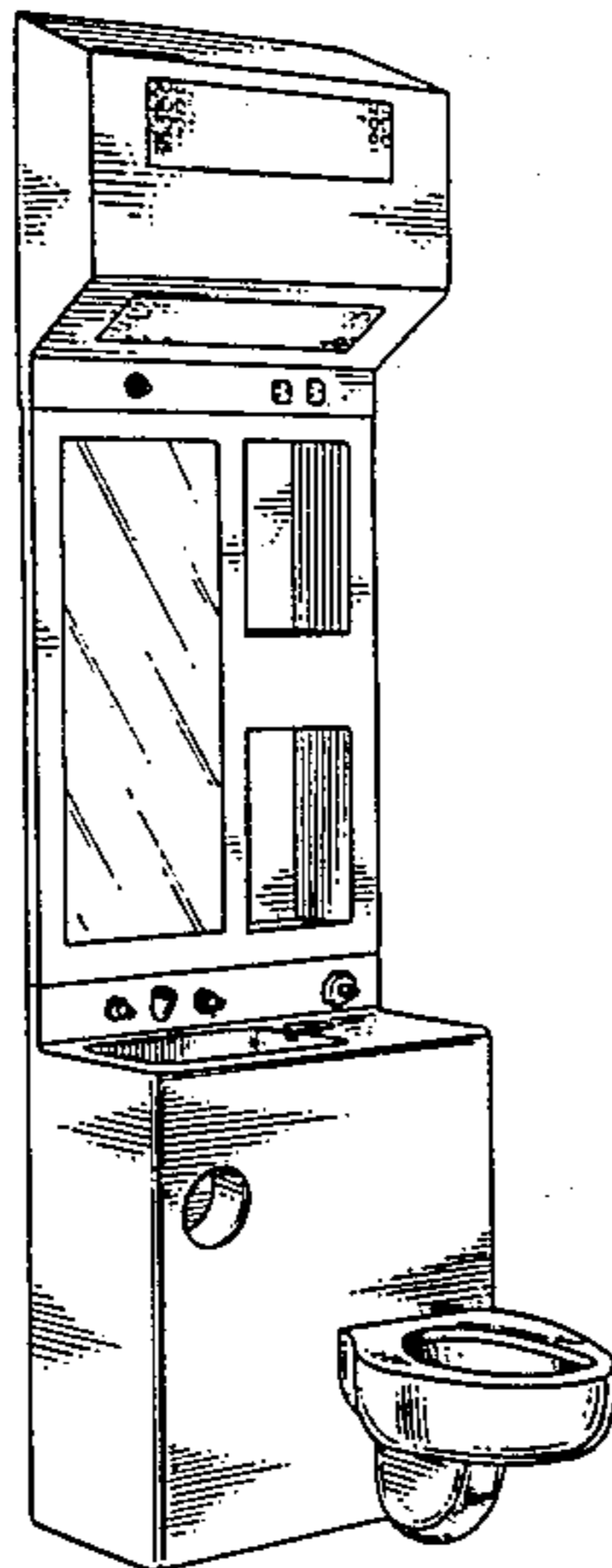
[57] CLAIM

The ornamental design for a tamper-proof lavatory and toilet unit, as shown and described.

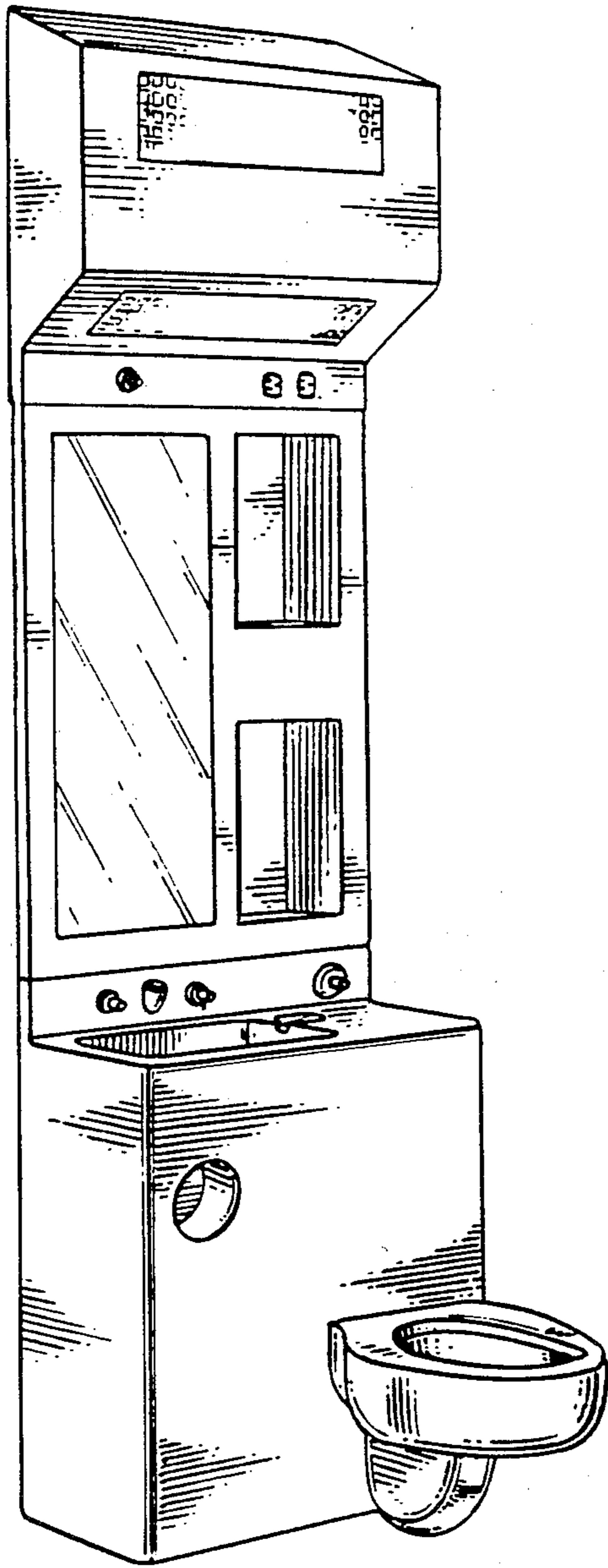
DESCRIPTION

FIG. 1 is a perspective view of a tamper-proof lavatory and toilet unit showing our new design; FIG. 2 is a front elevational view thereof; FIG. 3 is a top plan view thereof; FIG. 4 is a left side elevational view thereof; FIG. 5 is a right side elevational view thereof; FIG. 6 is a rear elevational view thereof; and FIG. 7 is a bottom plan view thereof.

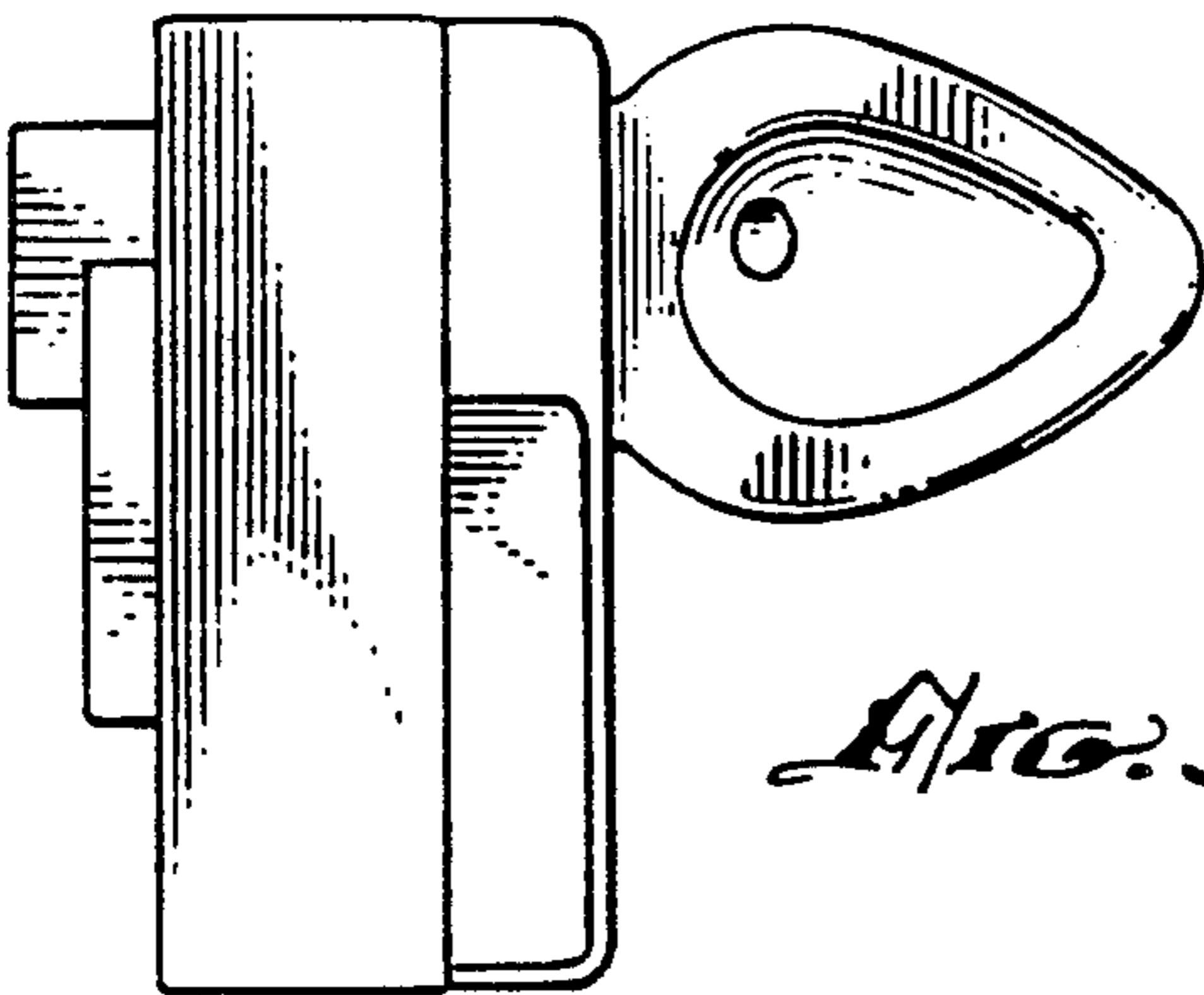
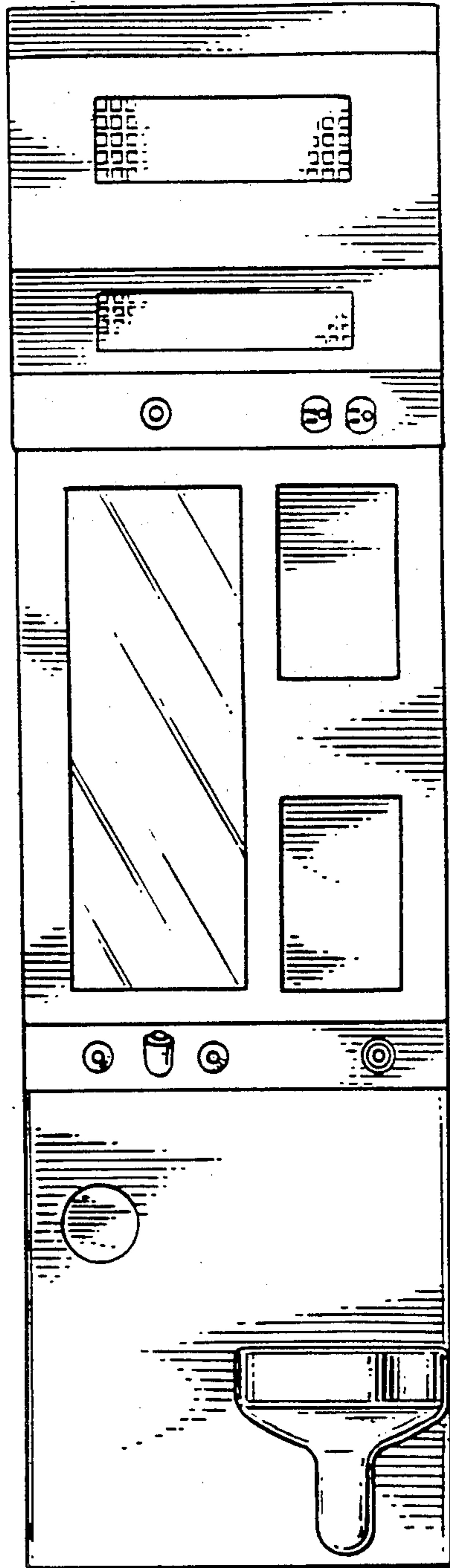
It is to be understood that fragmentarily shown grill-work pattern in FIGS. 1 and 2 is continuous through the areas indicated.



*Fig. 1.*



*Fig. 2.*



*Fig. 3.*

