

[54] **LAP MOUNTED JOYSTICK HOLDER**

[76] **Inventor: Edward L. Roczey, 1740 Hillsdale La., El Cajon, Calif. 92021**

[\*\*] **Term: 14 Years**

[21] **Appl. No.: 503,340**

[22] **Filed: Jun. 10, 1983**

[52] **U.S. Cl. .... D6/406; D6/466; D21/14**

[58] **Field of Search ..... D6/407, 410, 411, 412, D6/449, 458, 460, 462, 464, 475, 570, 512-514, 526, 531, 535, 546, 548-549, 550, 552-553, 554, 565, 566-572, 406, 525, 466; 211/13, 55, 705, 86, 87, 106, 181; 248/75, 89, 90, 214, 220.2-220.3, 289, 300, 302-303, 309.1, 311.2, 312.1, 313, 315, 316, 1, 316.7, 444, 447.1, 455, 456, 465.1; 108/48, 49, 144, 150, 156; D21/14; 273/148 B**

[56] **References Cited**

**U.S. PATENT DOCUMENTS**

D. 278,102	3/1985	Wagner, Jr. ....	D6/466
3,652,051	3/1972	McFarlane .....	248/444
4,467,991	8/1984	Bailes .....	D6/406
4,494,754	1/1985	Wagner, Jr. ....	108/43

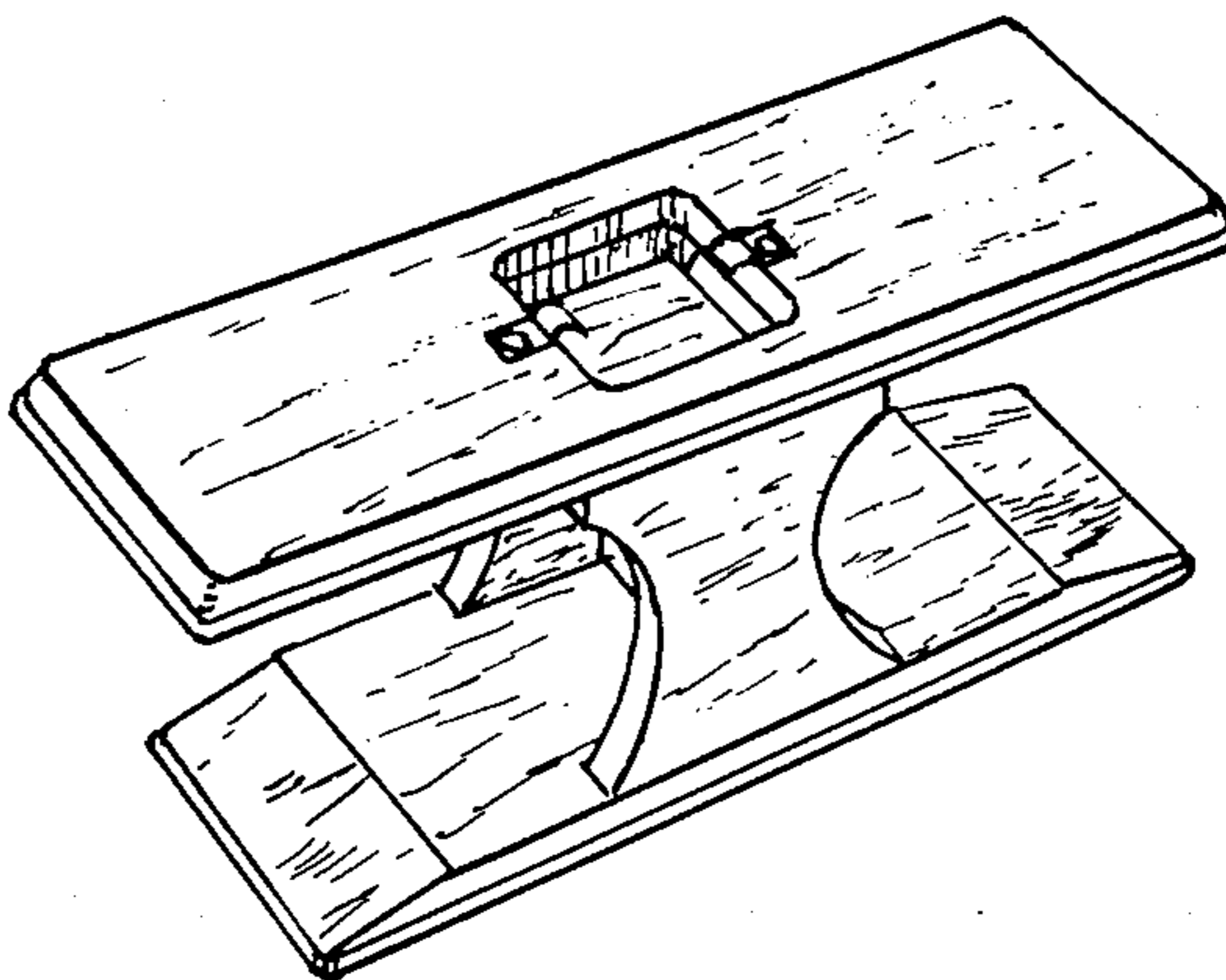
*Primary Examiner*—B. J. Bullock  
*Assistant Examiner*—Suzanne N. Gitlin  
*Attorney, Agent, or Firm*—Ralph S. Branscomb

[57] **CLAIM**

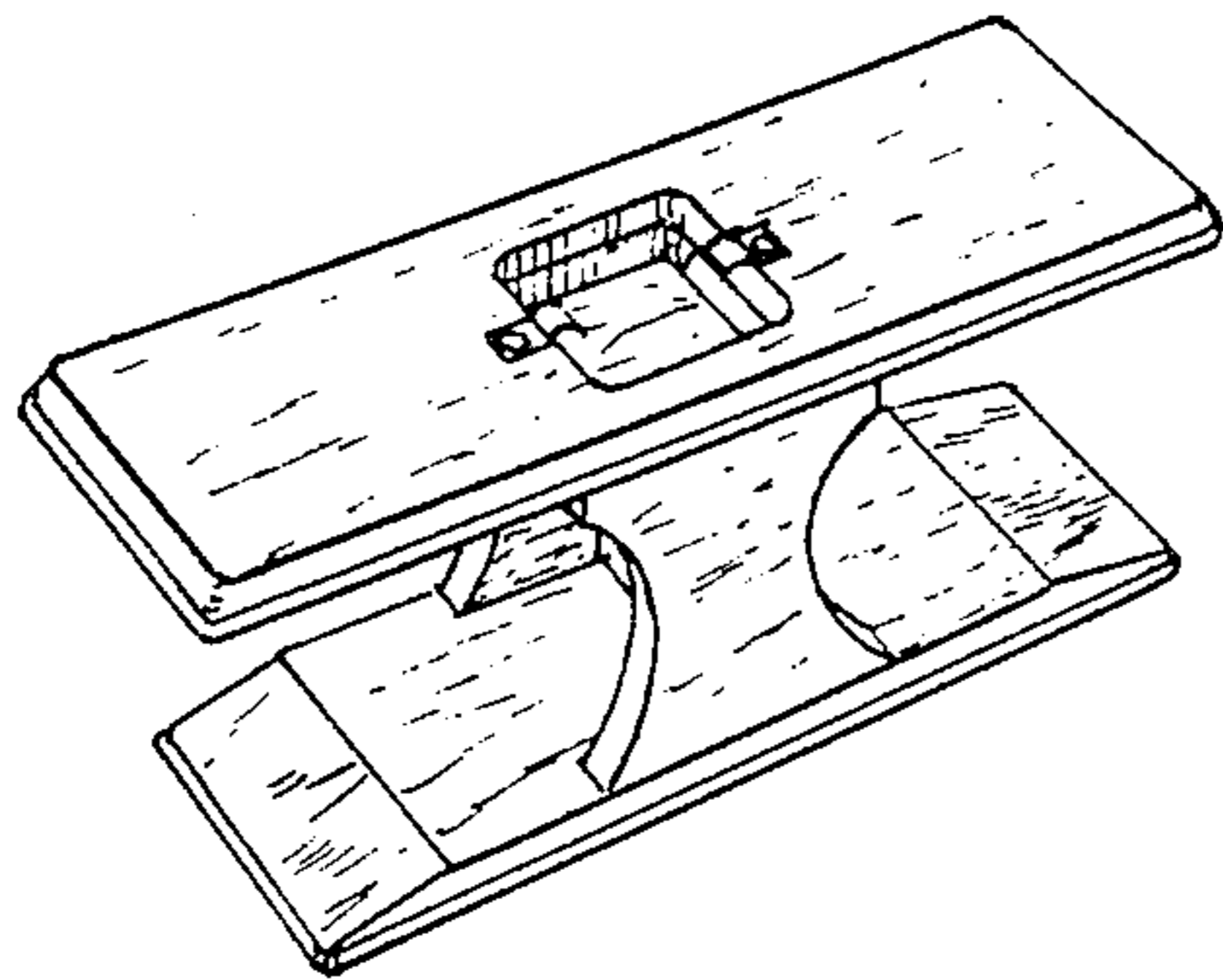
The ornamental design for a lap mounted joystick holder, as shown and described.

**DESCRIPTION**


FIG. 1 is a reduced perspective view of a lap mounted joystick holder showing my new design;  
FIG. 2 is an end elevational view thereof;  
FIG. 3 is a top plan view thereof;  
FIG. 4 is a front elevational view with portions broken away to clarify the support structure, the rear being substantially identical;  
FIG. 5 is a bottom plan view thereof.



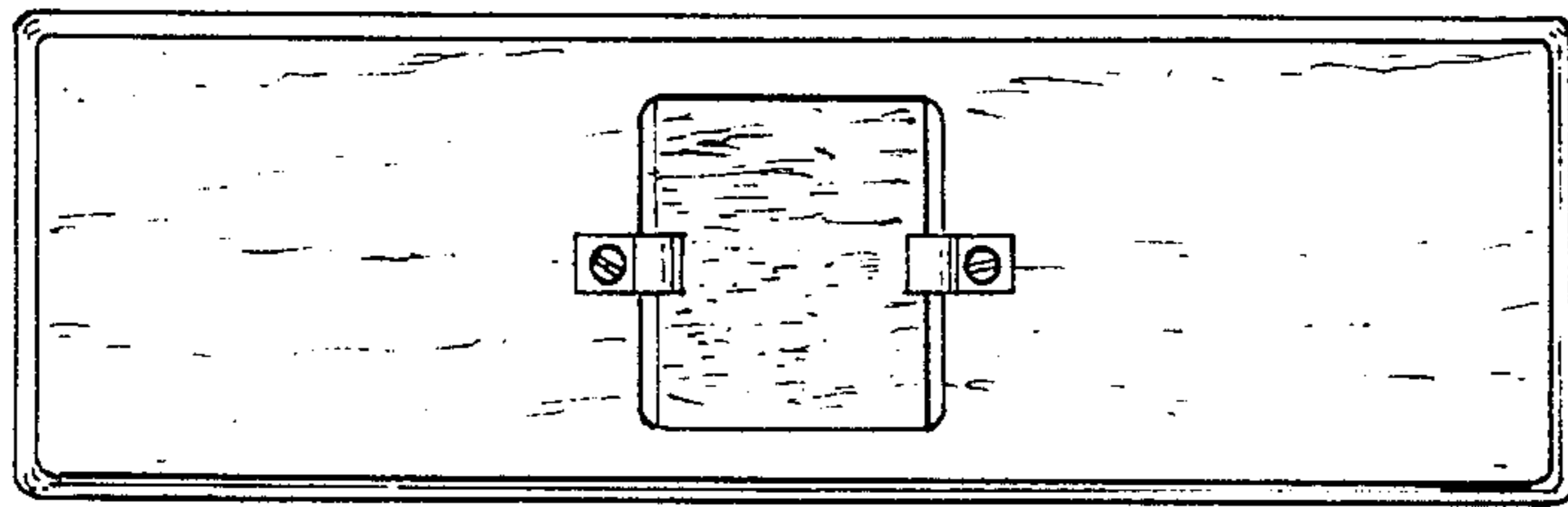
*Fig. 1*



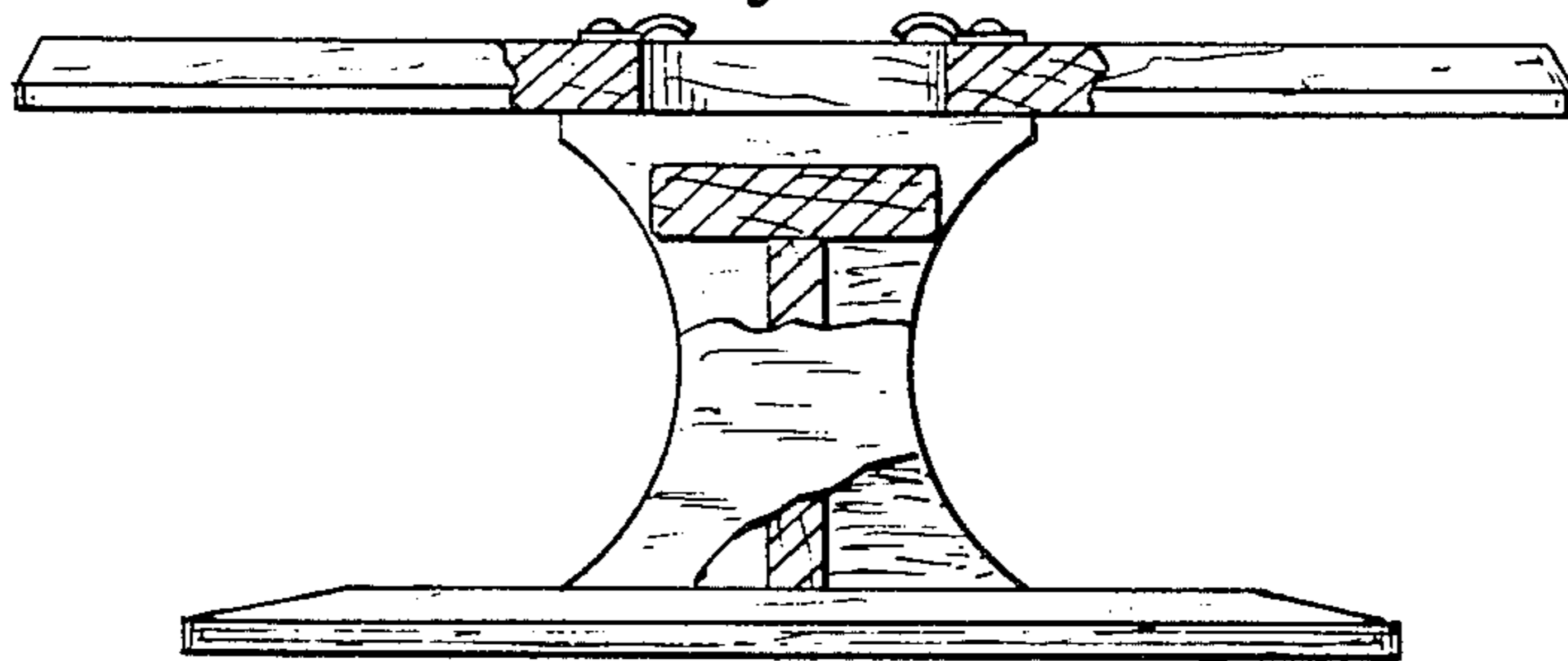
*Fig. 2*



*Fig. 3*



*Fig. 4*



*Fig. 5*

