

[54] SHOE SOLE

[75] Inventor: Shosiro Fuzita, Kurume, Japan

[73] Assignee: Nippon Rubber Co., Ltd., Tokyo, Japan

[\*\*] Term: 14 Years

[21] Appl. No.: 514,834

[22] Filed: Jul. 18, 1983

[30] Foreign Application Priority Data

Jan. 25, 1983 [JP] Japan ..... 58-2609

[52] U.S. Cl. .... D2/320

[58] Field of Search ..... D2/319, 320, 321, 322, D2/309, 310; 36/32 R, 24.5, 25 R, 83-84, 113-115, 129

[56] References Cited

U.S. PATENT DOCUMENTS

D. 157,989	4/1950	Lussier	.....	D2/320
D. 158,361	5/1950	Diller	.....	D2/320
D. 232,985	10/1974	Askew	.....	D2/320
D. 240,340	6/1976	Askew	.....	D2/320
D. 258,774	4/1981	Denu	.....	D2/320
D. 273,246	4/1984	Tonkel	.....	D2/320

FOREIGN PATENT DOCUMENTS

1365430 5/1964 France ..... 36/59 C

OTHER PUBLICATIONS

*Men's Wear*—Aug. 20, 1971—p. 98—Shoe Sole at left.

*Primary Examiner*—Nelson C. Holtje

*Attorney, Agent, or Firm*—Fleit, Jacobson, Cohn & Price

[57] CLAIM

The ornamental design for a shoe sole, as shown and described.

DESCRIPTION

FIG. 1 is a right side and bottom perspective view of a shoe sole showing my new design;  
 FIG. 2 is a left side elevational view thereof;  
 FIG. 3 is a right side elevational view thereof;  
 FIG. 4 is a bottom plan view thereof;  
 FIG. 5 is a top plan view thereof;  
 FIG. 6 is a front elevational view thereof;  
 FIG. 7 is a rear elevational view thereof;  
 FIG. 8 is a cross-sectional view thereof as taken from line 8—8 of FIG. 4;  
 FIG. 9 is a cross-sectional view thereof as taken from line 9—9 of FIG. 4.

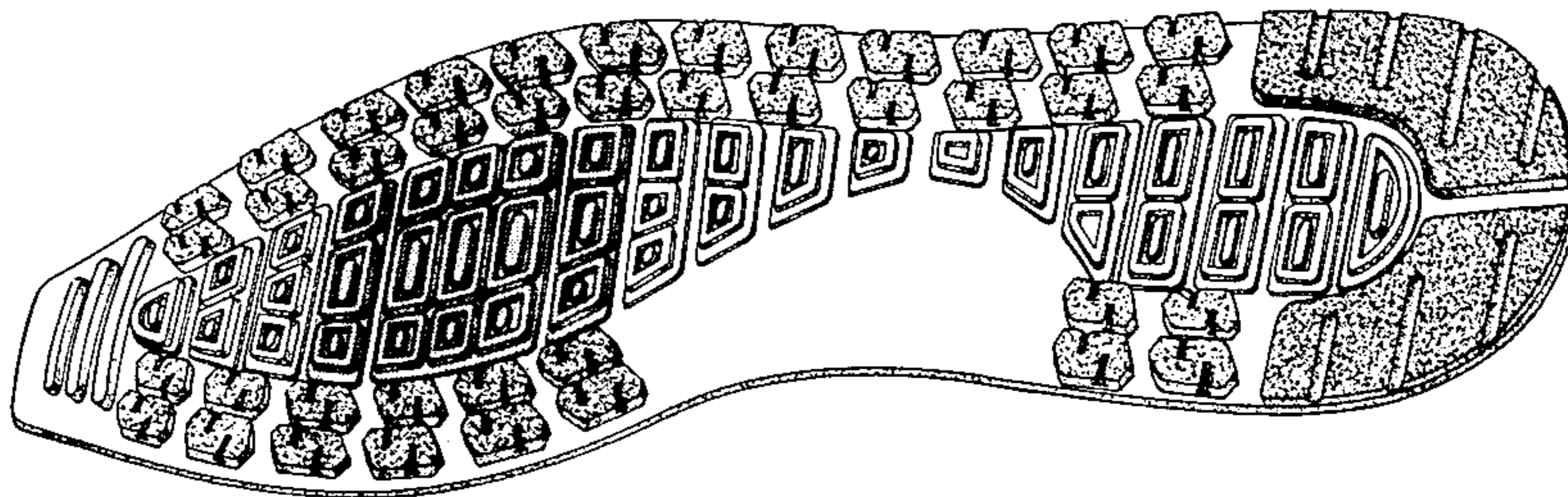


FIG. 1

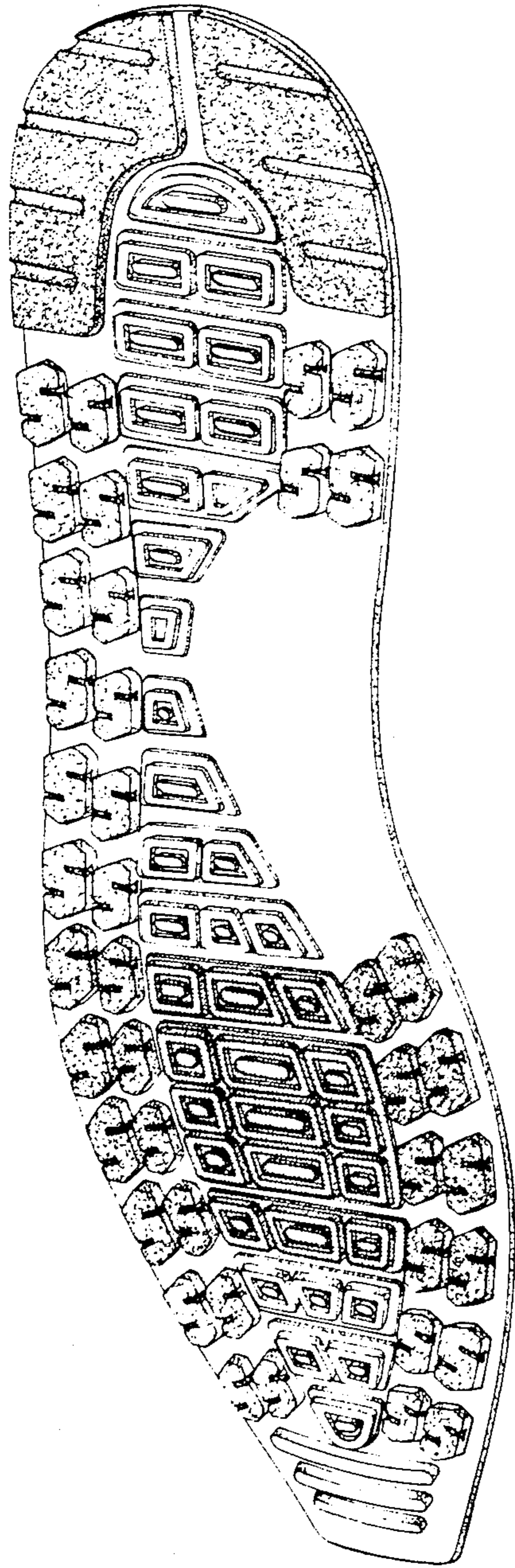


FIG. 2

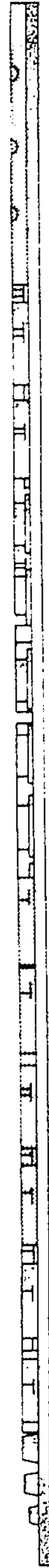
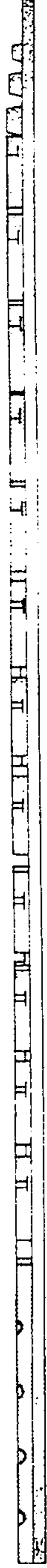


FIG. 3



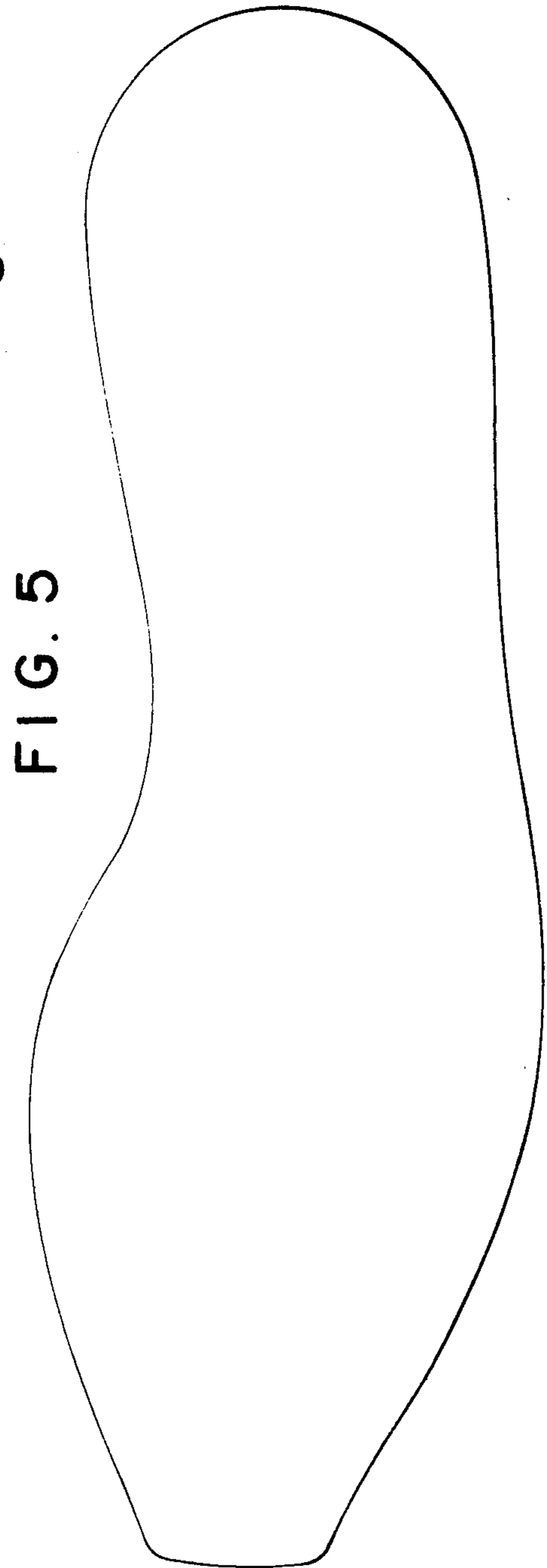
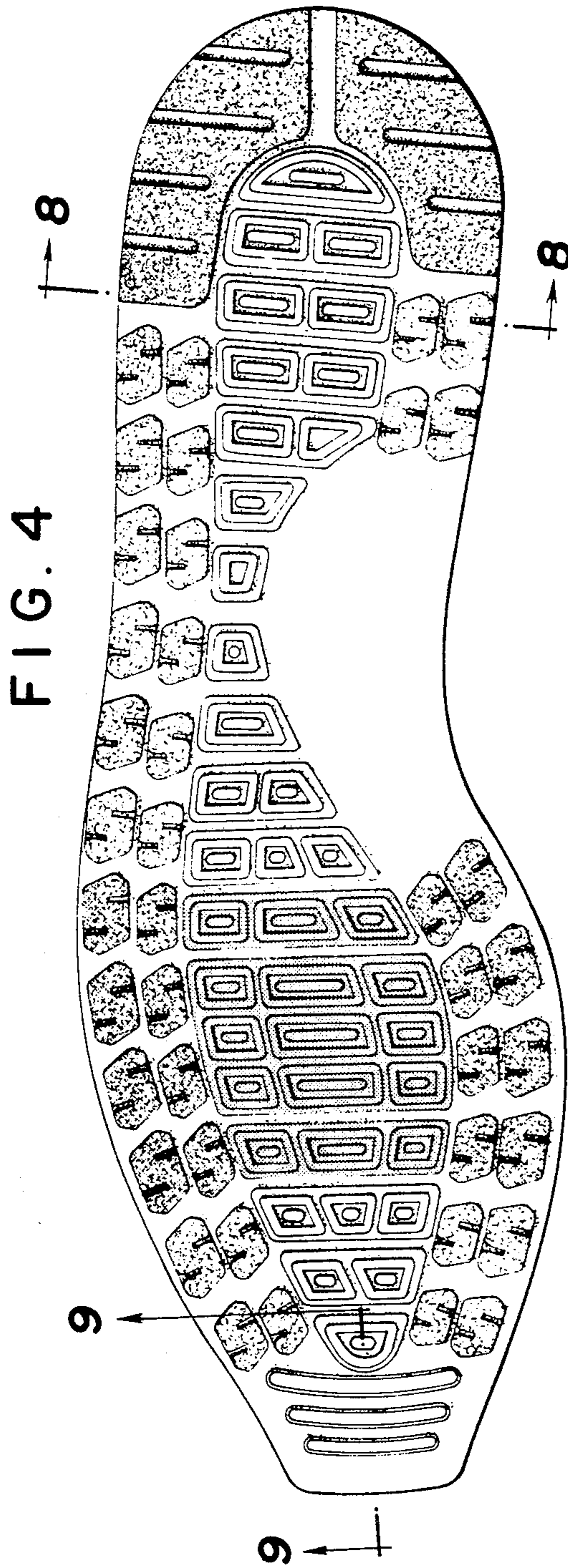


FIG. 6

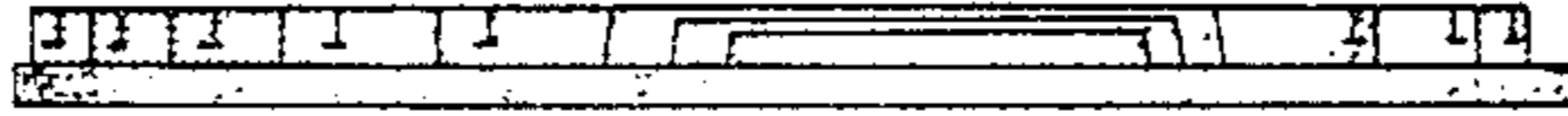


FIG. 7

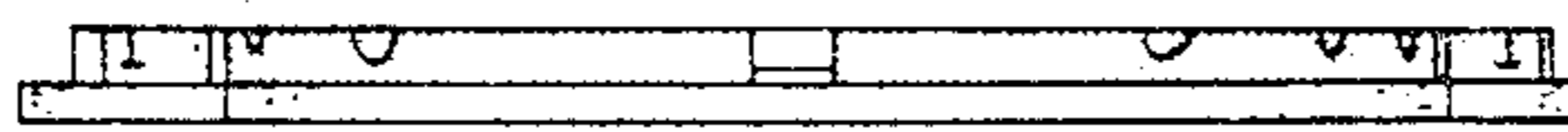


FIG. 8



FIG. 9

