

[54] TELEVISION RECEIVER

[75] Inventors: Yoshinori Harada, Osaka; Yoshiaki Kawata, Hyogo, both of Japan

[73] Assignee: Matsushita Electric Industrial Co., Ltd., Osaka, Japan

[**] Term: 14 Years

[21] Appl. No.: 519,344

[22] Filed: Aug. 1, 1983

[30] Foreign Application Priority Data

Feb. 4, 1983 [JP] Japan 58-4319

[52] U.S. Cl. D14/82

[58] Field of Search D14/77, 79-83, D14/33

[56] References Cited

U.S. PATENT DOCUMENTS

D. 169,450 4/1953 Marholz D14/82

D. 265,650 8/1982 Sugiwaka et al. D14/33 X
D. 275,952 10/1984 Boldt et al. D14/33 X

OTHER PUBLICATIONS

The Dial, 9-82, Inside Back Cover, Colortrak 2000 RCA TV, Set 2nd from front on left.

Electro-Voice, Buchanan, Mich., "Form / 879A", front cover, left-most speaker, Interfaced: D Series IV.

Primary Examiner—Jane E. Corrigan

Attorney, Agent, or Firm—Sughrue, Mion, Zinn, Macpeak, and Seas

[57] CLAIM

The ornamental design for a television receiver, as shown.

DESCRIPTION

FIG. 1 is a front, top and right side perspective view of a television receiver showing our new design; and FIG. 2 is a rear, bottom and left side perspective view thereof.




Fig. 1

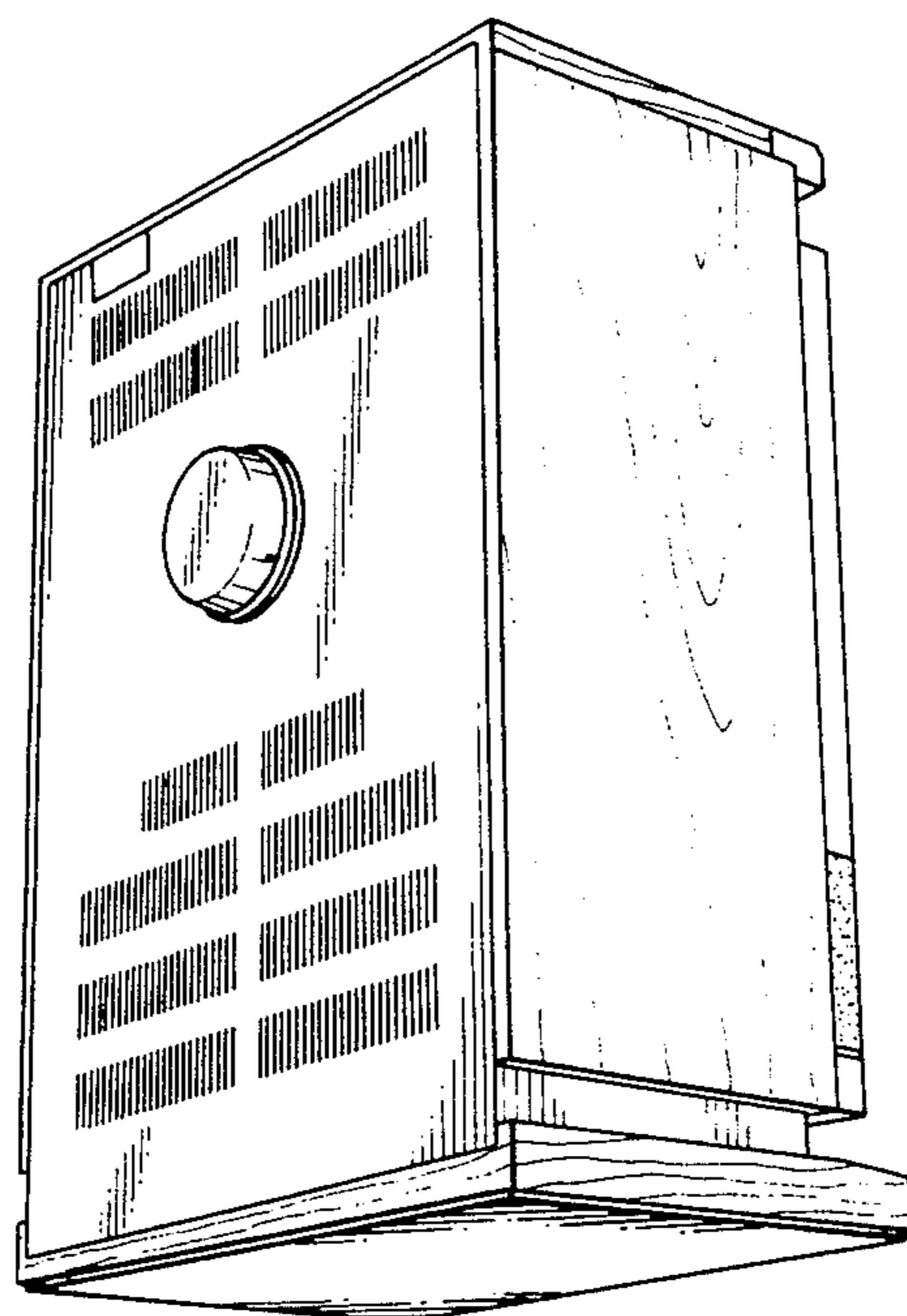



Fig. 2