

[54] TELEPHONE HANDSET

[76] Inventor: John G. Guenther, 1635 N. Mohawk, Chicago, Ill. 60614

[**] Term: 14 Years

[21] Appl. No.: 543,769

[22] Filed: Oct. 20, 1983

[52] U.S. Cl. D14/53; D14/64

[58] Field of Search D14/52, 53, 59, 60, D14/61, 63, 64; 179/179, 100 R, 178, 100 D, 100 L, 102; D1/106, 199; D6/597, 600, 601, 604, 609

[56] References Cited

U.S. PATENT DOCUMENTS

D. 160,395	10/1950	Jost	D11/53
D. 186,929	12/1959	Levine	D1/199
D. 214,255	5/1969	Swartz et al.	D1/199
D. 248,556	7/1978	Thomas	D14/53
D. 261,507	10/1981	Thomas	D14/53
D. 262,454	12/1981	Thomas	D14/53
D. 262,795	1/1982	Thomas	D4/53
D. 266,926	11/1982	Thomas	D14/53
1,651,962	12/1927	Miller	D11/157
2,964,872	12/1960	Coleman	D1/104

FOREIGN PATENT DOCUMENTS

1257666 12/1971 United Kingdom D1/106

OTHER PUBLICATIONS

Gift & Tableware Reporter/Sep. 1977; p. 24; Showing of Banana & Turtle.

Gifts & Decorative Accessories, Jun. 1977; p. 102; showing of 3-Dimensional Animated Peanut on Standard Candy Dish.

Good Housekeeping, Apr. 1976, p. 9; showing of Molded Fish.

Primary Examiner—Wallace R. Burke

Assistant Examiner—Horace B. Fay

Attorney, Agent, or Firm—Marshall, O'Toole, Gerstein, Murray & Bicknell

[57] CLAIM

The ornamental design for a telephone handset, as shown.

DESCRIPTION

FIG. 1 is a top plan view of a telephone handset showing my new design;

FIG. 2 is a bottom plan view of the handset of FIG. 1;

FIG. 3 is a front elevational view;

FIG. 4 is a rear elevational view;

FIG. 5 is an elevational view from the left side of the handset of FIG. 1; and

FIG. 6 is an elevational view from the right side of the handset of FIG. 1.

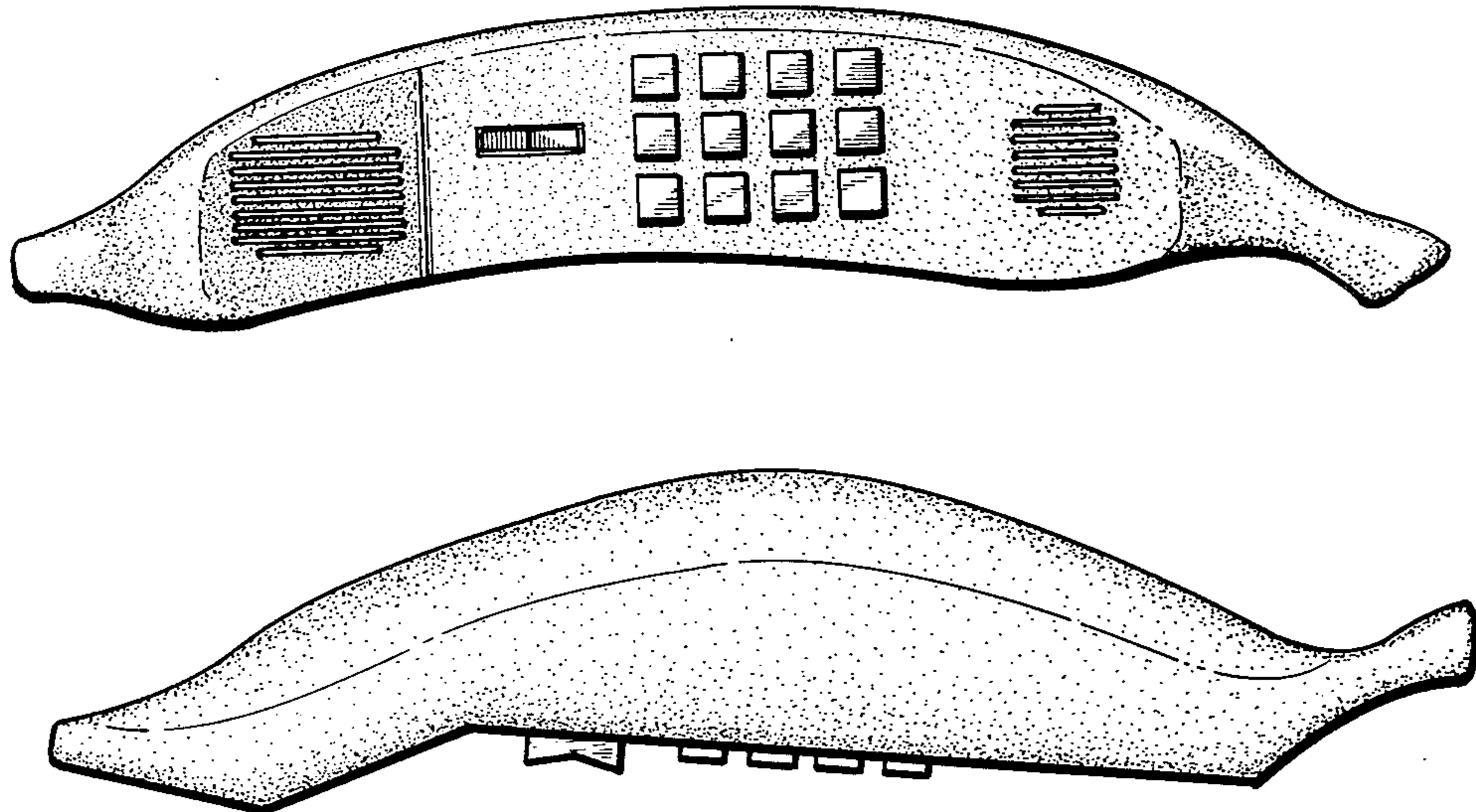


FIG. 1

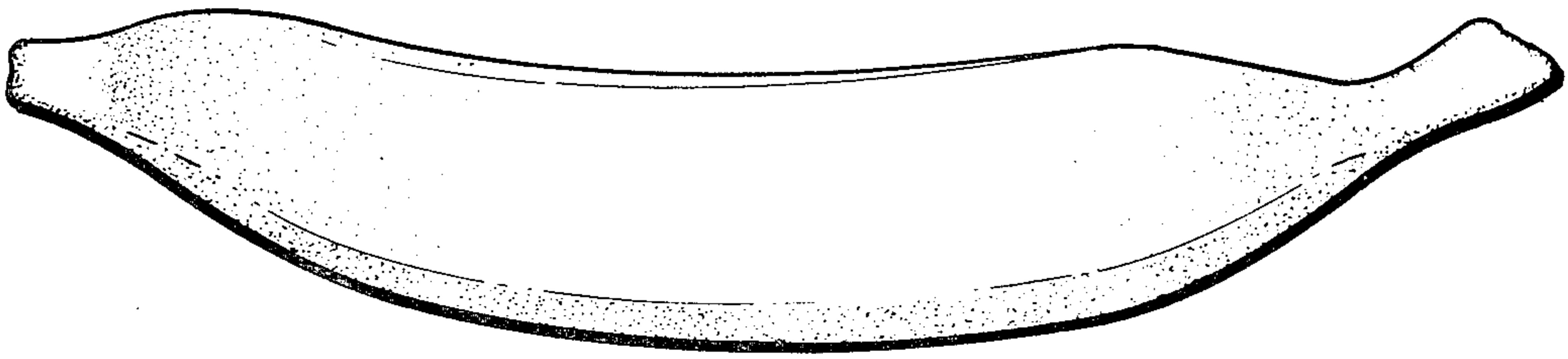


FIG. 2




FIG. 3

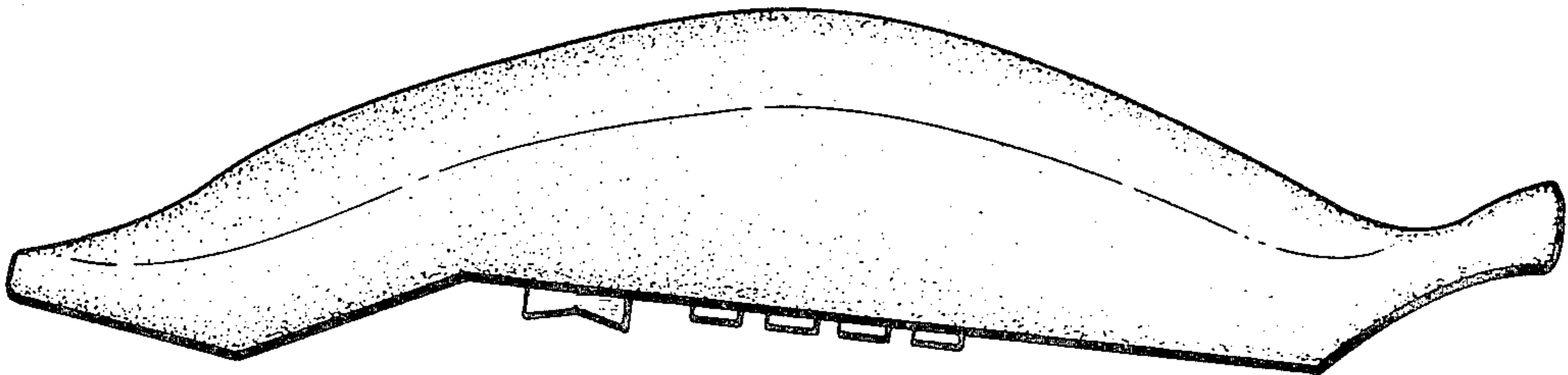


FIG. 4

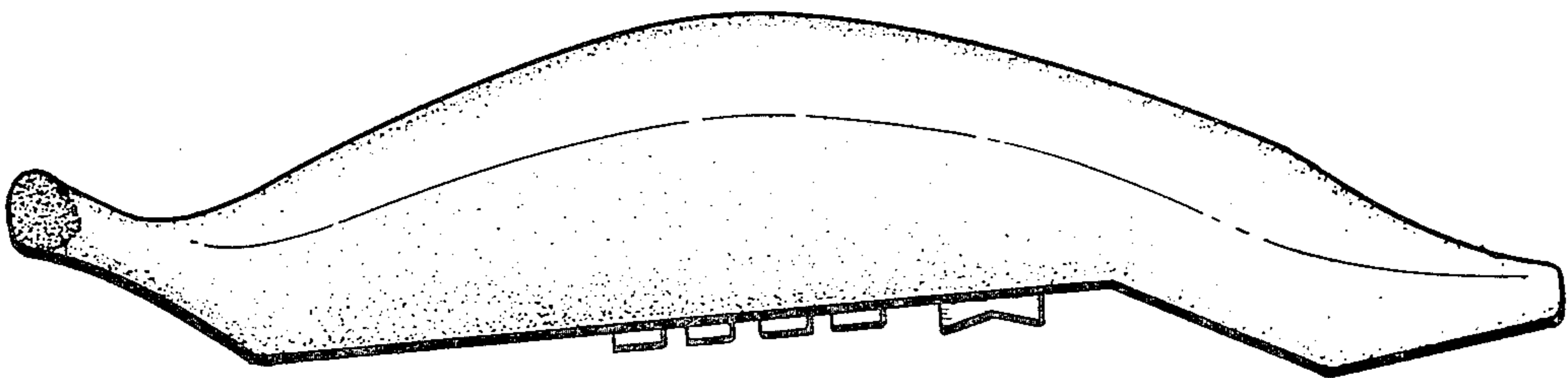


FIG. 5

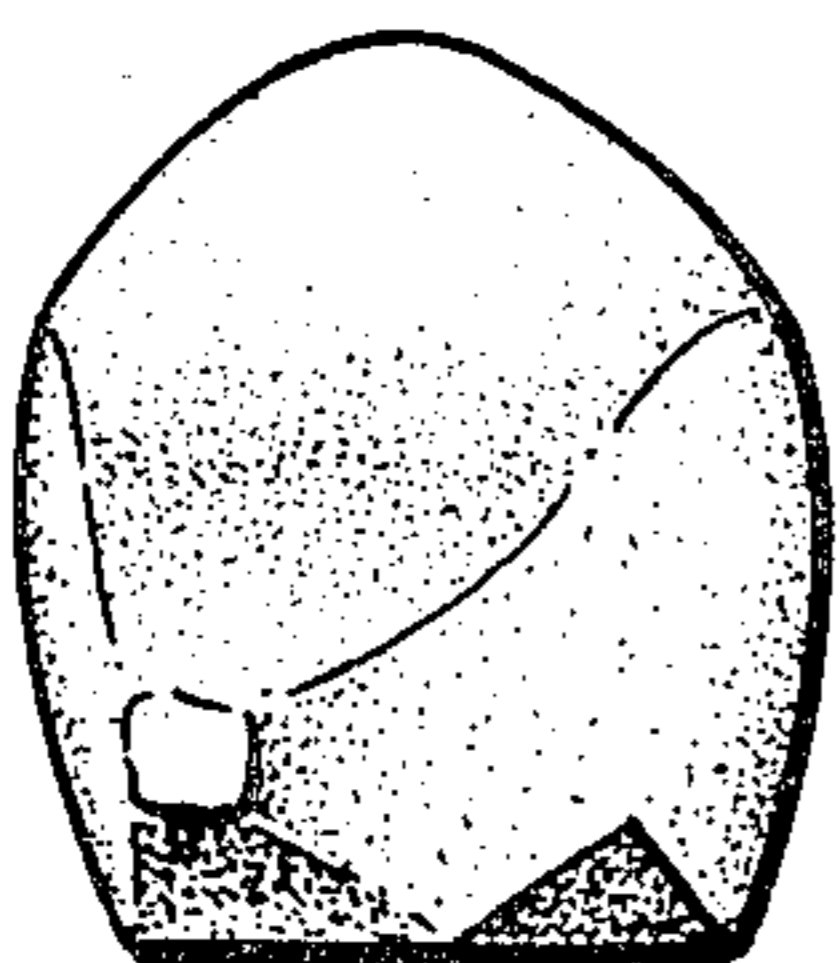


FIG. 6

