

[54] **WALL MOUNTED GUITAR BRACKET**

[76] **Inventor: Ronald L. Akers, R.R. 2, Box 321, Lawson, Mo. 64062**

[**] **Term: 14 Years**

[21] **Appl. No.: 507,754**

[22] **Filed: Jun. 27, 1983**

[52] **U.S. Cl. D8/373; D6/553; D6/566**

[58] **Field of Search D6/407, 410, 411, 412, D6/449, 458, 460, 462, 464, 475, 512, 513, 514, 518, 526, 531, 535, 546, 548, 549, 550, 552, 553, 563, 566, 567, 569, 570, 571, 572; 211/13, 70.5, 55, 86, 87, 181, 106; 248/289.1, 214, 220.2, 220.3, 75, 300, 302, 303, 309.1, 312.1, 316.1, 316.7, 311.2, 313, 315, 444, 447.1, 455, 456, 465.1, 89, 90; D8/373, 380, 356, 354, 376**

[56] **References Cited**

U.S. PATENT DOCUMENTS

30,722	5/1899	Nichols	D8/354
D. 250,631	12/1978	Stephenson	D8/373
D. 255,646	7/1980	Fischer	D8/373
2,455,821	12/1948	Stenger	211/13
2,463,147	3/1949	Bumbaugh	248/300
4,078,753	3/1978	Cole	248/302

Primary Examiner—B. J. Bullock
Assistant Examiner—Suzanne N. Gitlin
Attorney, Agent, or Firm—Kokjer, Kircher, Bradley, Wharton, Bowman & Johnson

[57] **CLAIM**

The ornamental design for a wall mounted guitar bracket, as shown and described.

DESCRIPTION

FIG. 1 is a side elevational view of a wall mounted guitar bracket showing my new design, the opposite side being a mirror image;
FIG. 2 is a front elevational view thereof;
FIG. 3 is a rear elevational view thereof;
FIG. 4 is a top plan view thereof;
FIG. 5 is a bottom plan view thereof.

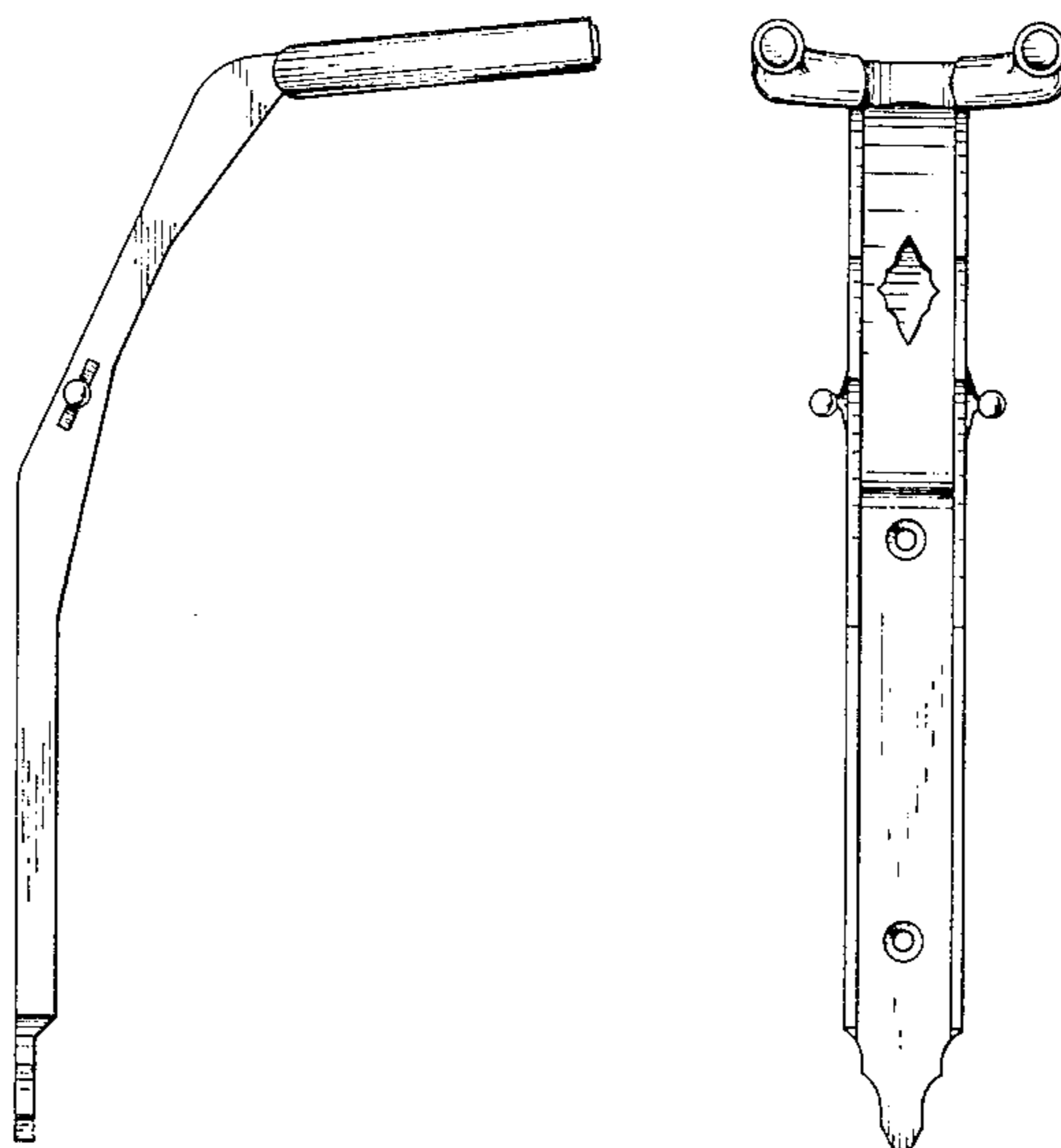


Fig. 1.

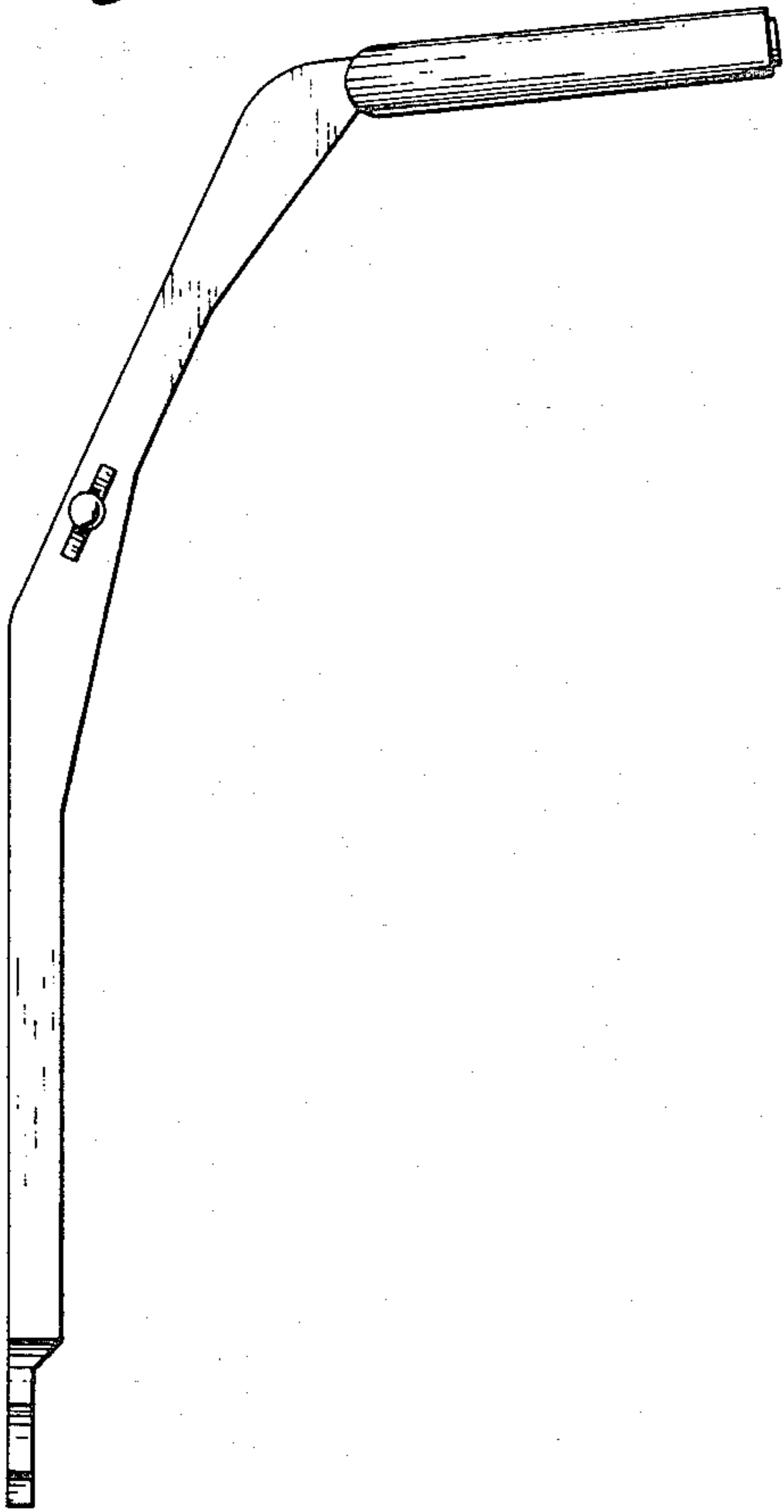


Fig. 2.

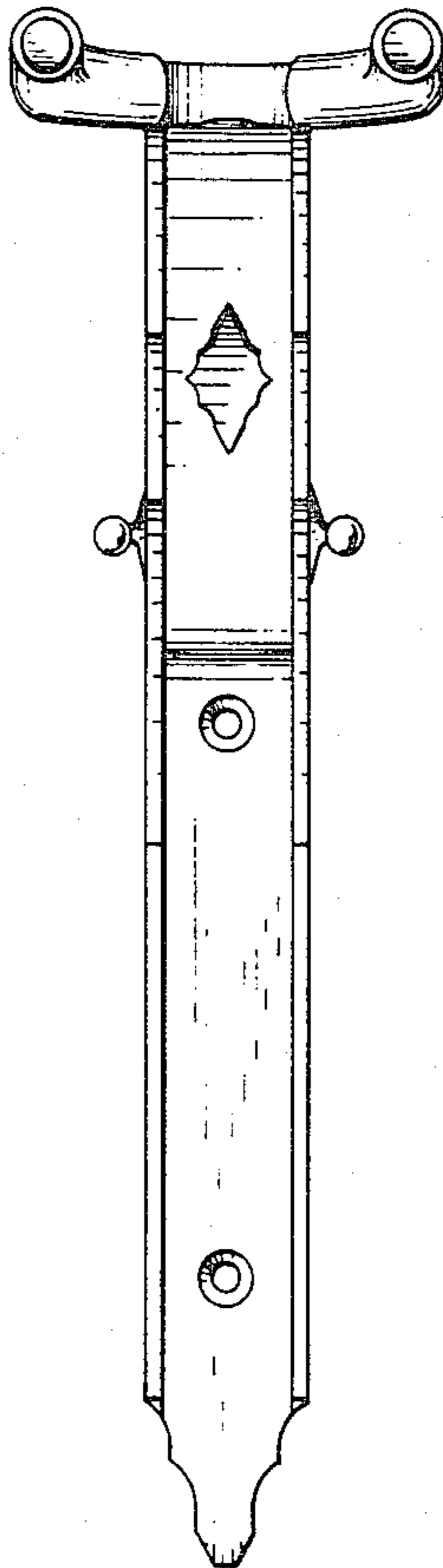


Fig. 3.

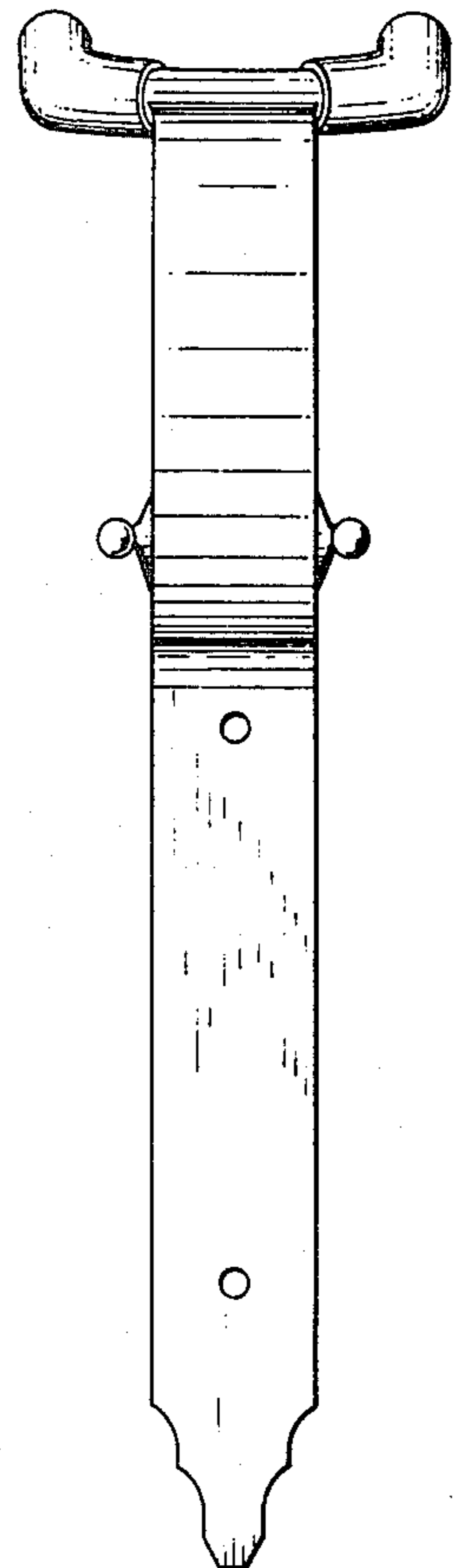


Fig. 4.

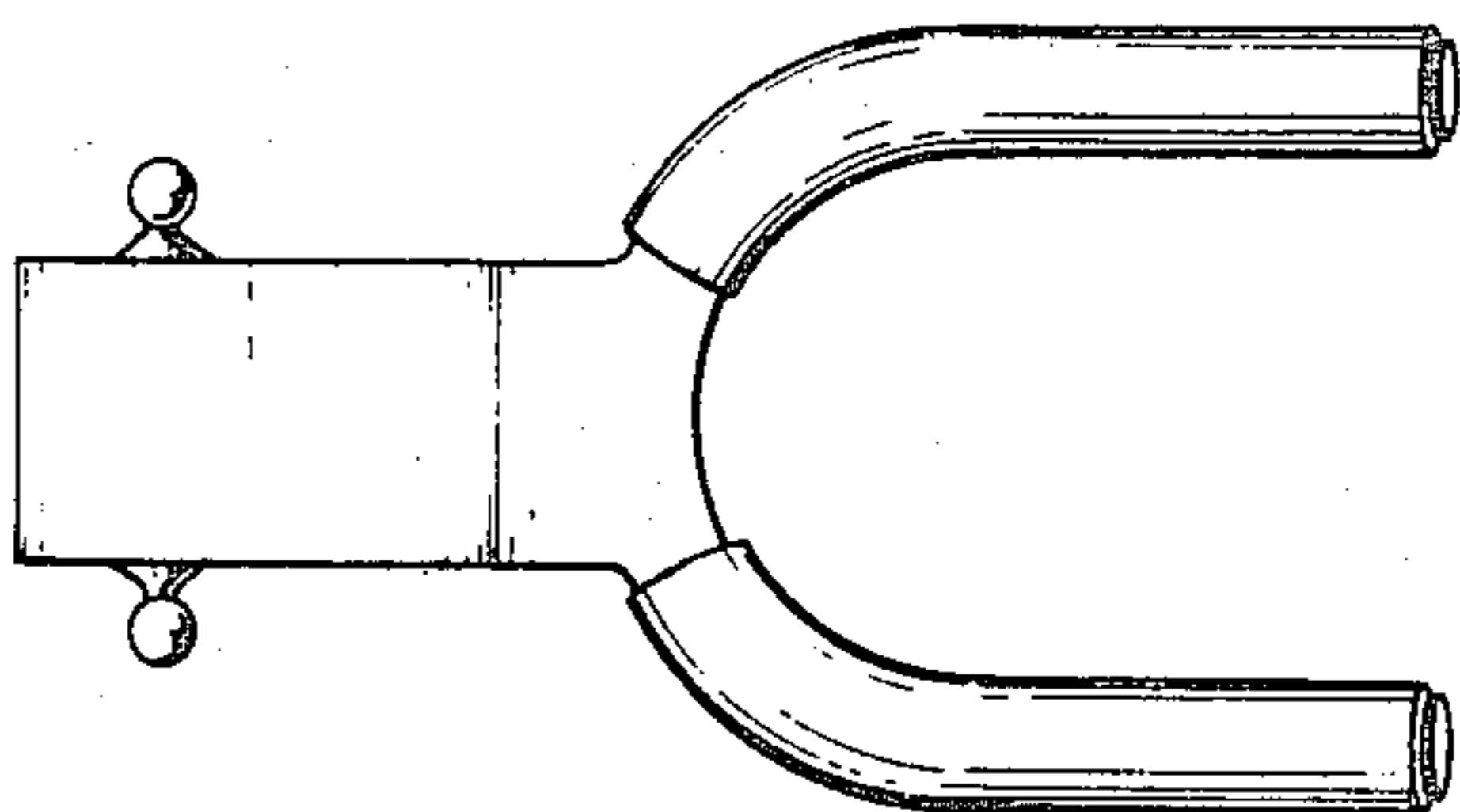


Fig. 5.

