

[54] **RING CUSHION MEMENTO CHEST**

[76] **Inventor: Richard Minsky, 109-03 86th Ave.,
Richmond Hill, N.Y. 11418**

[**] **Term: 14 Years**

[21] **Appl. No.: 507,573**

[22] **Filed: Jun. 24, 1983**

[52] **U.S. Cl. D3/78; D3/66;
D3/75; D9/315; D9/334; D9/420; D28/6**

[58] **Field of Search D3/30.1, 39, 44-46,
D3/66, 75, 78; D9/307, 315, 369, 420, 444, 334,
423; D6/610; D7/83; D28/6**

[56] **References Cited**

U.S. PATENT DOCUMENTS

9,731	2/1877	Bill	D9/423
D. 72,967	6/1927	Schleicher	D9/334
D. 128,294	7/1941	Cohen	D28/6
D. 151,436	10/1948	Ewing	D3/46
D. 152,814	2/1949	McGovern	D9/315

D. 164,336	8/1951	Tornabe	D3/66
D. 203,887	2/1966	Braun	D3/75
D. 209,790	1/1968	Langsam	D7/83
D. 212,674	11/1968	Ehrenfeld	D9/315



Primary Examiner—George P. Word
Attorney, Agent, or Firm—Kenyon & Kenyon

[57] **CLAIM**

The ornamental design for a ring cushion memento chest, substantially as shown and described.

DESCRIPTION

FIG. 1 is a front perspective view of a ring cushion memento chest showing my new design;
FIG. 2 is a front perspective view showing the ring cushion memento chest in its opened position;
FIG. 3 is a top plan view of FIG. 1;
FIG. 4 is a bottom plan view thereof;
FIG. 5 is a front elevational view thereof;
FIG. 6 is a rear elevational view thereof;
FIG. 7 is a left side elevational view thereof; and
FIG. 8 is a right side elevational view thereof.



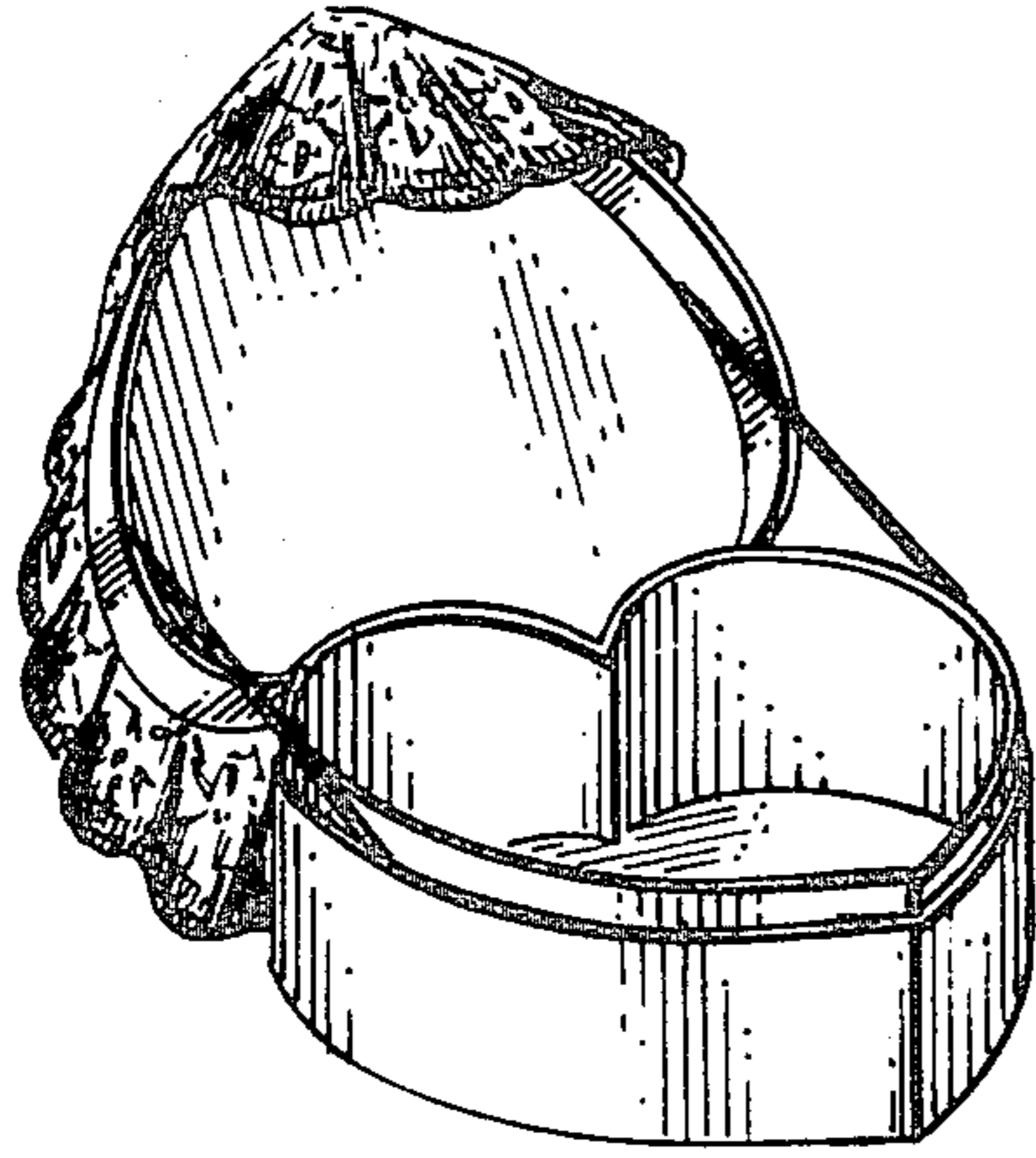


FIG. 2




FIG. 1




FIG. 3

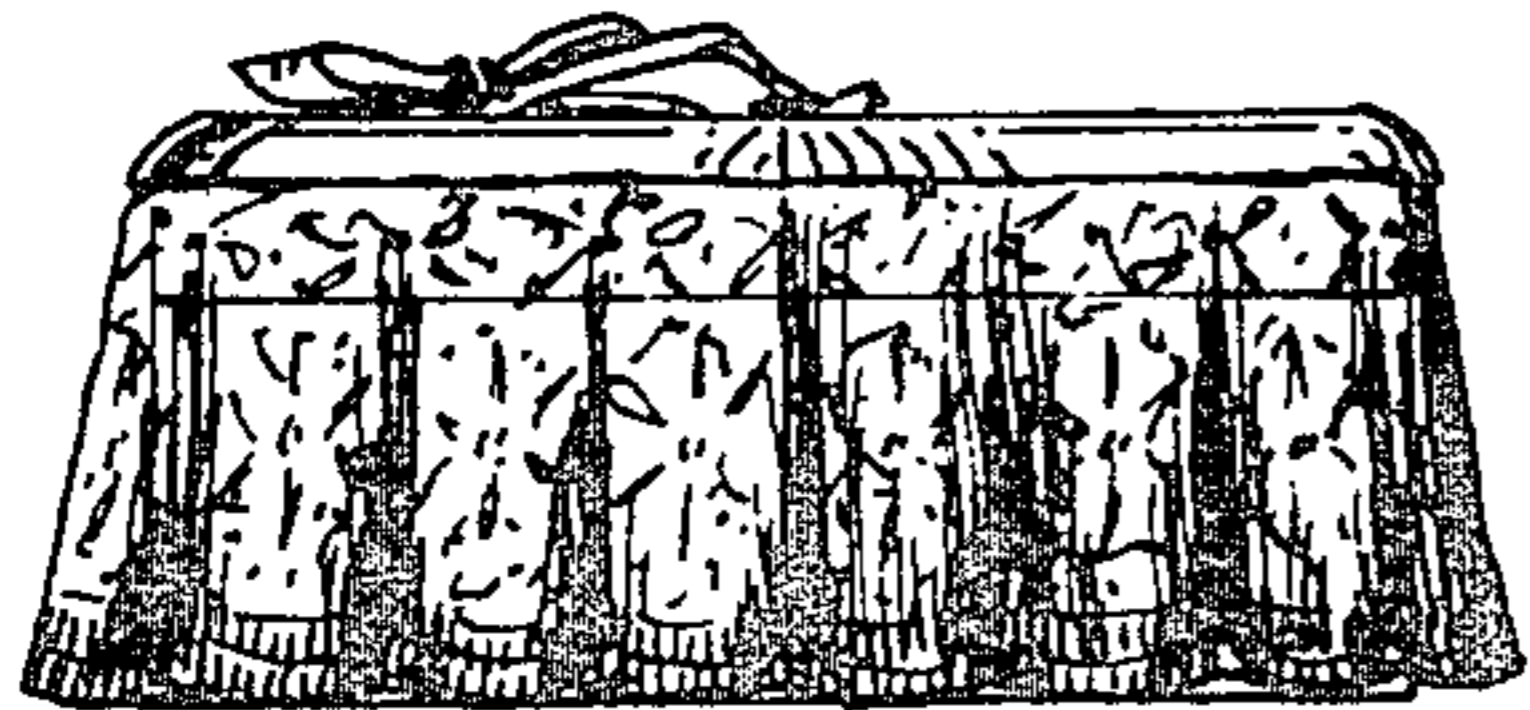


FIG. 5




FIG. 6




FIG. 4




FIG. 7



FIG. 8