

# United States Patent [19]

Seid et al.

[11] Patent Number: **Des. 281,529**

[45] Date of Patent: **\*\* Nov. 26, 1985**

[54] **DENTAL TRAY**

[75] Inventors: **Paul Seid, New City; Herbert Wolfe, Pomona, both of N.Y.**

[73] Assignee: **Sultan Dental Products Ltd., Englewood, N.J.**

[\*\*] Term: **14 Years**

[21] Appl. No.: **503,834**

[22] Filed: **Jun. 13, 1983**

[52] U.S. Cl. .... **D24/10; D24/16**

[58] Field of Search ..... **D24/10, 99, 16; 433/37-47, 68-71, 213, 214**

[56] **References Cited**

**U.S. PATENT DOCUMENTS**

Re. 28,667	12/1975	Gores .....	433/42 X
D. 212,848	12/1968	Westlund et al. ....	D24/10
D. 273,893	5/1984	Weitzman .....	D24/16
3,537,179	11/1970	Parker et al. ....	433/214

4,376,628	3/1983	Aardse .....	433/42 X
4,475,888	10/1984	Gores et al. ....	433/42

**FOREIGN PATENT DOCUMENTS**

521567	9/1928	Fed. Rep. of Germany .....	433/37
2129818	12/1972	Fed. Rep. of Germany .....	433/37

*Primary Examiner*—Catherine E. Kemper  
*Attorney, Agent, or Firm*—Steinberg & Raskin

[57] **CLAIM**

The ornamental design for a dental tray, as shown and described.

**DESCRIPTION**

FIG. 1 is a top plan view of a dental tray showing our new design;  
FIG. 2 is a side elevational view thereof;  
FIG. 3 is a front elevational view thereof;  
FIG. 4 is a rear elevational view thereof;  
FIG. 5 is a bottom plan view thereof; and  
FIG. 6 is a partial sectional view thereof taken along line 6—6 of FIG. 1.

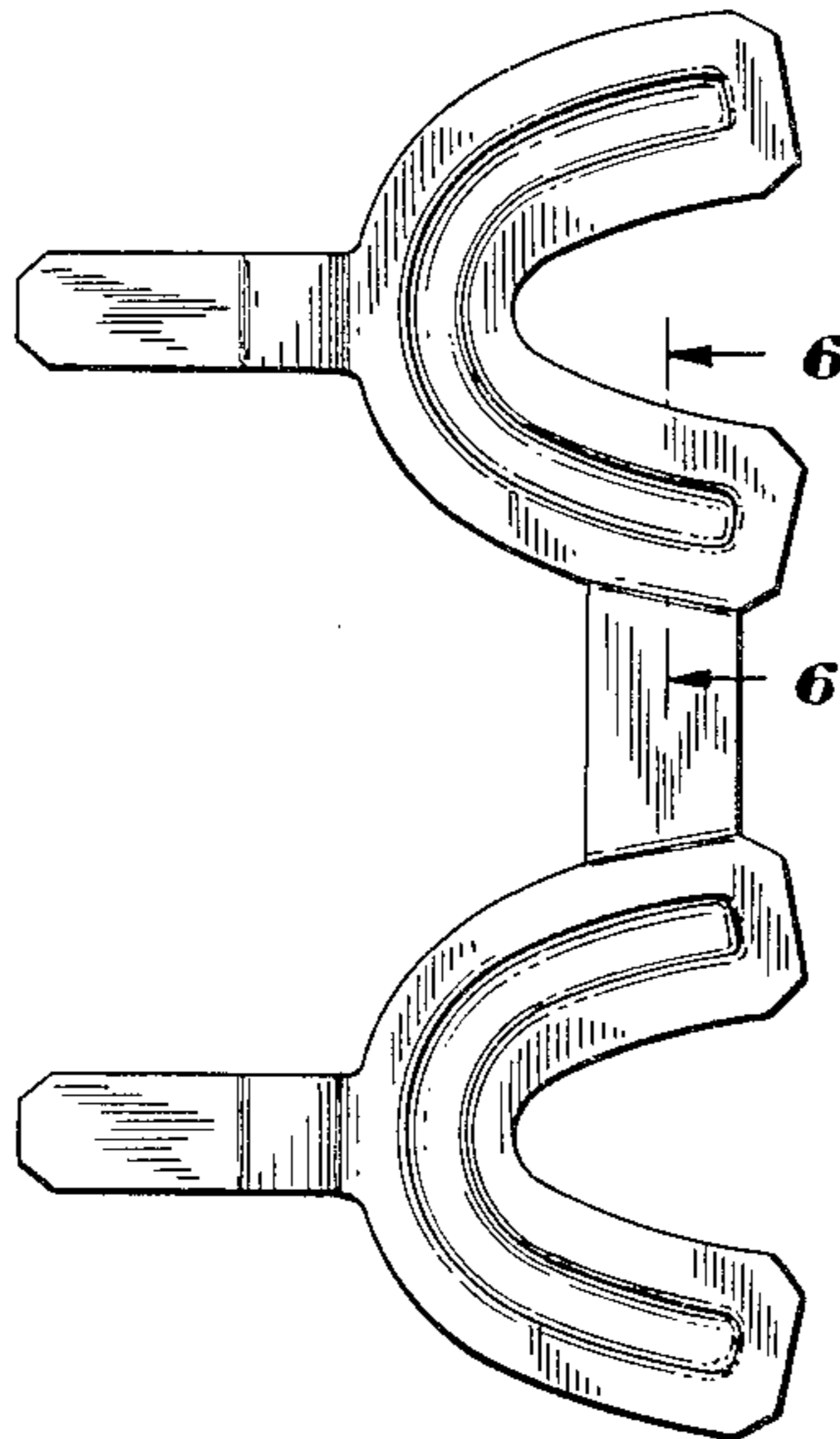


FIG. 1

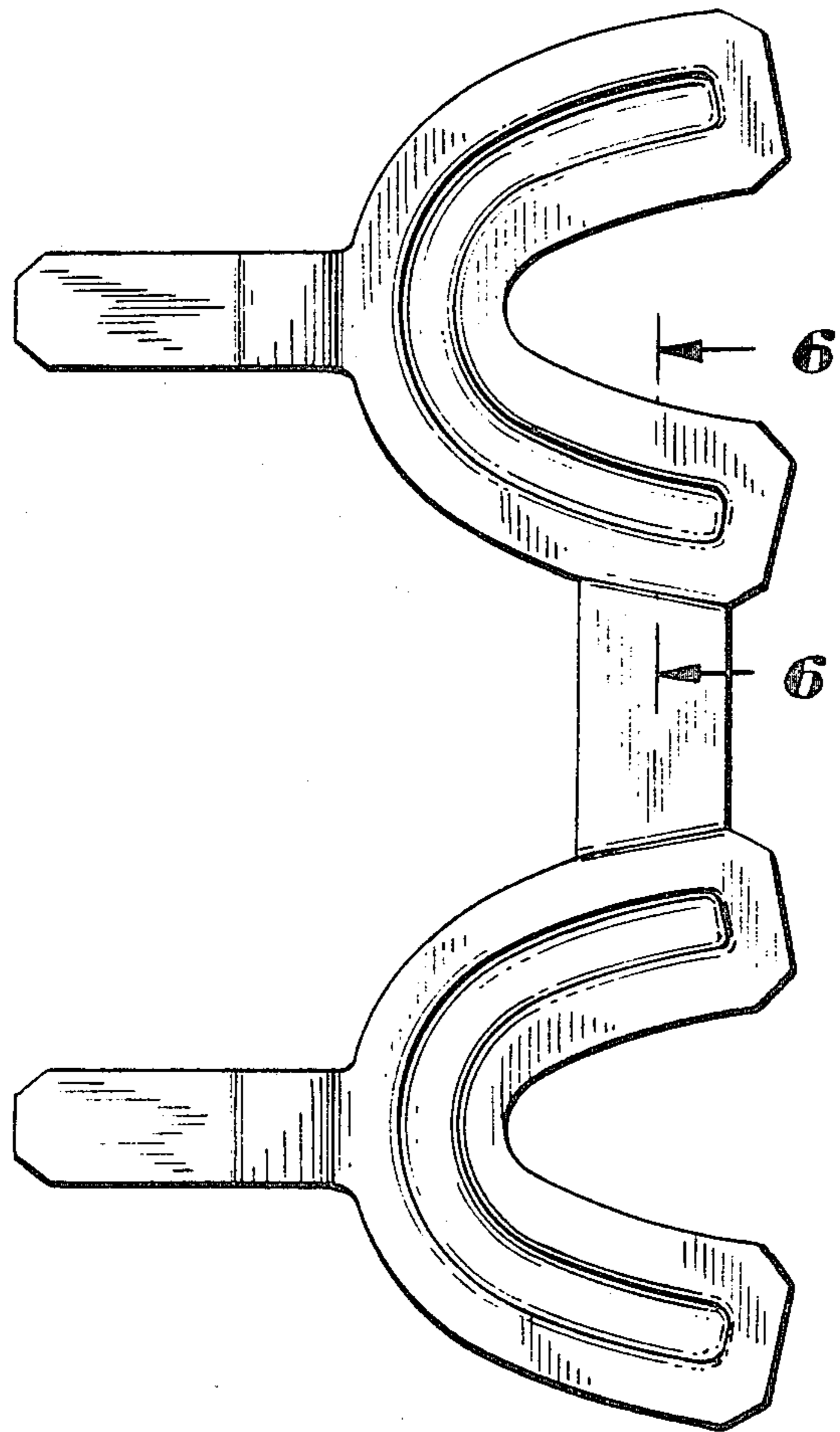


FIG. 6




FIG. 2



FIG. 3

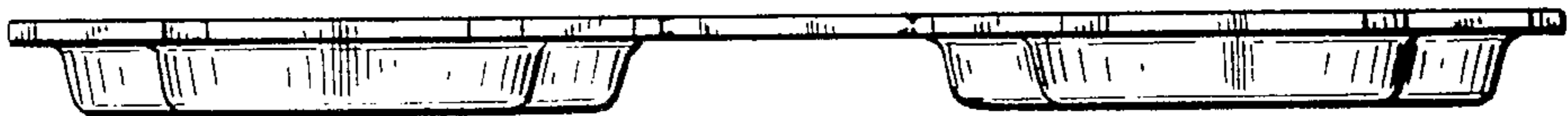


FIG. 4

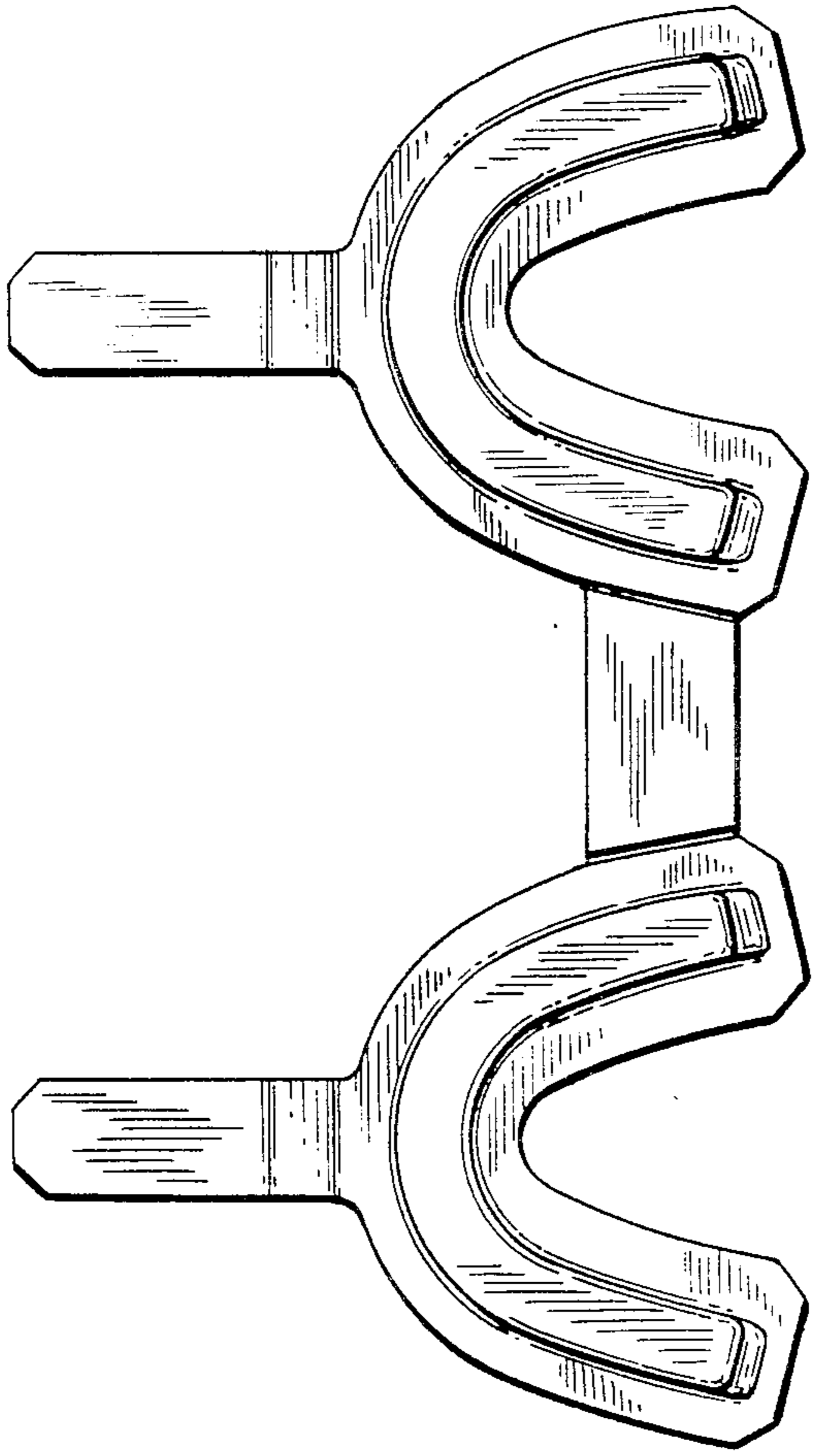



FIG. 5