

[54] INTERPHONE

[75] Inventors: Hiroshi Yamagata; Kendo Makihara, both of Osaka, Japan

[73] Assignee: Sharp Corporation, Osaka, Japan

[**] Term: 14 Years

[21] Appl. No.: 496,117

[22] Filed: May 19, 1983

[30] Foreign Application Priority Data

Nov. 30, 1982 [JP] Japan 57-54176

[52] U.S. Cl. D14/92; D14/58; D14/52

[58] Field of Search D14/52, 92, 59, 58; D10/106; D13/40, 41; 179/2 EA, 99 A, 37

[56] References Cited

U.S. PATENT DOCUMENTS

- D. 199,677 12/1964 Mattingly D14/92
- D. 210,026 1/1968 Kahn D14/92
- D. 210,595 3/1968 Kahn D14/92
- D. 222,001 8/1968 Roberts D14/92
- D. 265,299 7/1982 Garetsky D10/106
- D. 271,089 10/1983 Mallory D10/106
- D. 272,050 1/1984 Gibbs D10/106
- D. 272,993 3/1984 Chan D10/106

- D. 274,518 7/1984 Doodson D14/92
- D. 276,599 12/1984 Logan et al. D10/106
- 4,310,923 1/1982 Kennedy 455/89

OTHER PUBLICATIONS

Housewares Mag.; Mar. 7-13, 1979, p. 23; "Pyr-A-L-arm" Model P5F.

Popular Mechanics Mag. Apr. 1980, p. 184, "Door Alert" by The Bottom Line.

Popular Mechanics; Feb. 1984; Regency Models MX5000 & 3000 on P. 165.

Primary Examiner—Wallace R. Burke

Assistant Examiner—Horace B. Fay

Attorney, Agent, or Firm—Flehr, Hohbach, Test, Albritton & Herbert

[57] CLAIM

The ornamental design for an interphone, as shown and described.

DESCRIPTION

FIG. 1 is a front elevational view of the interphone showing our new design;

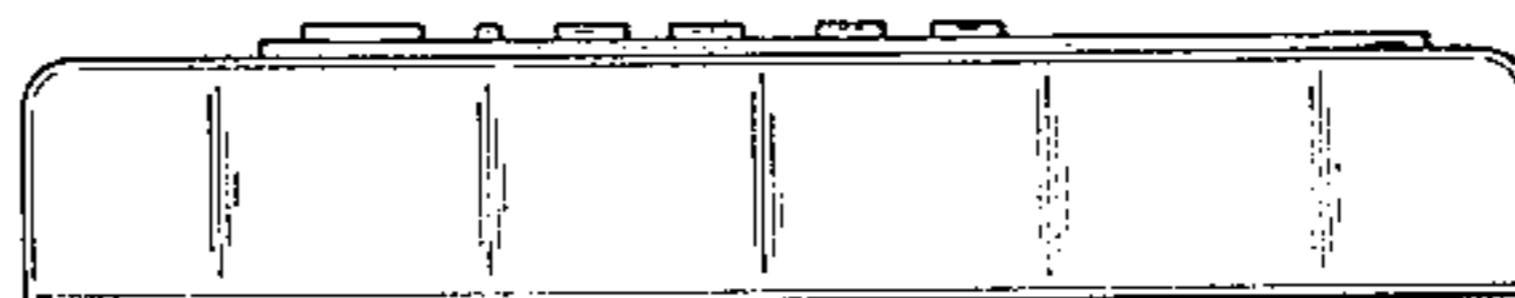
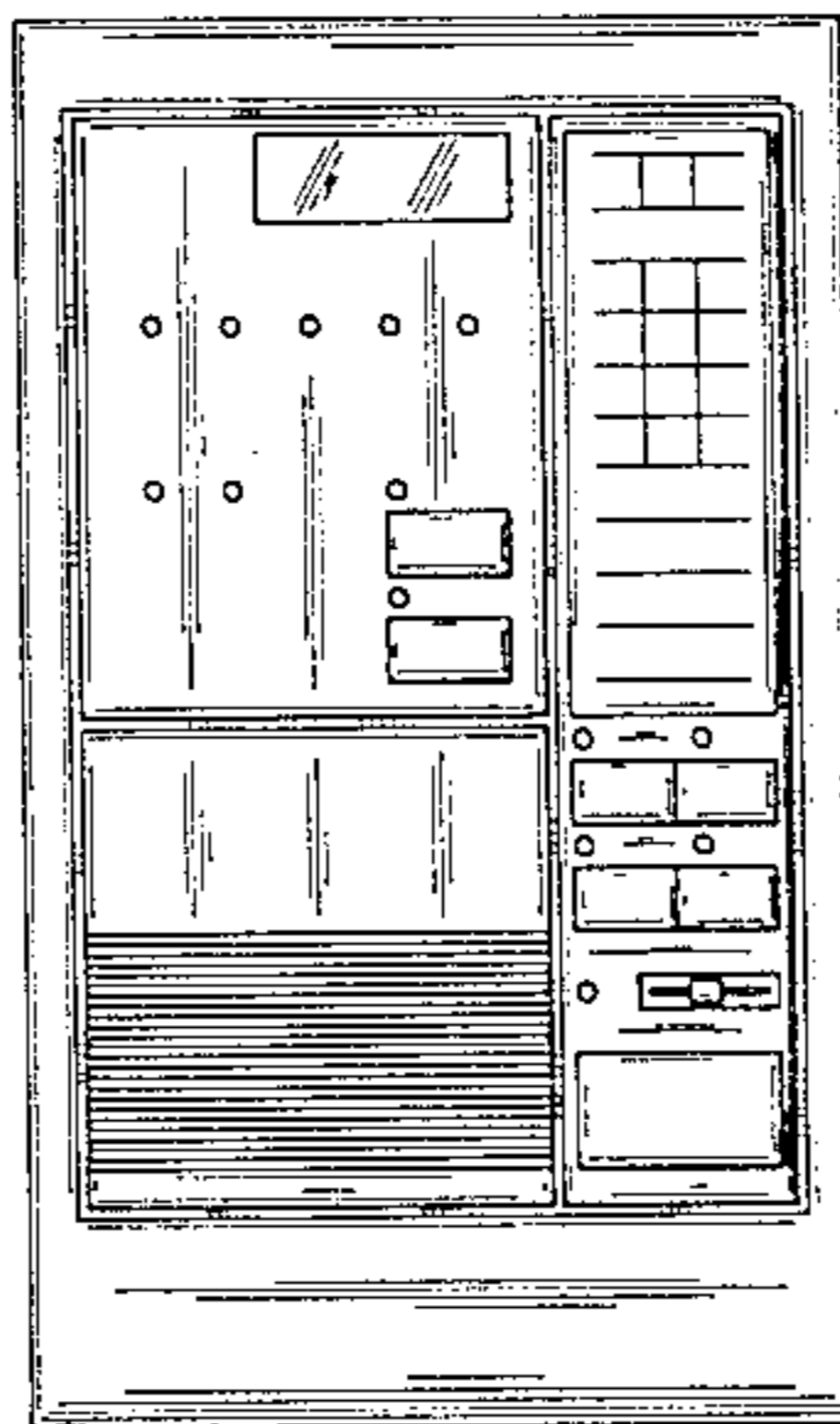
FIG. 2 is a rear elevational view thereof;

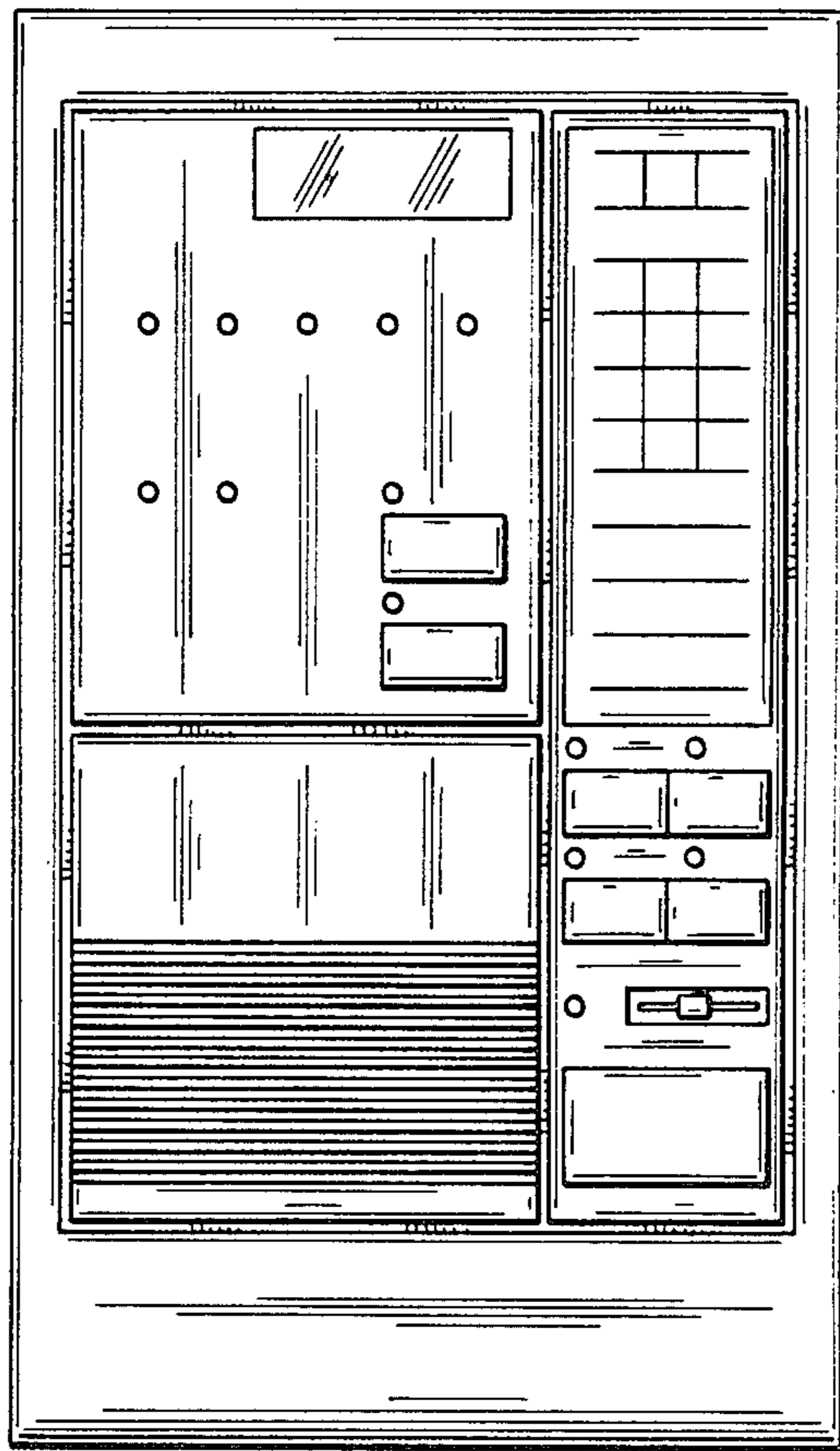
FIG. 3 is a right side elevational view thereof;

FIG. 4 is a left side elevational view thereof;

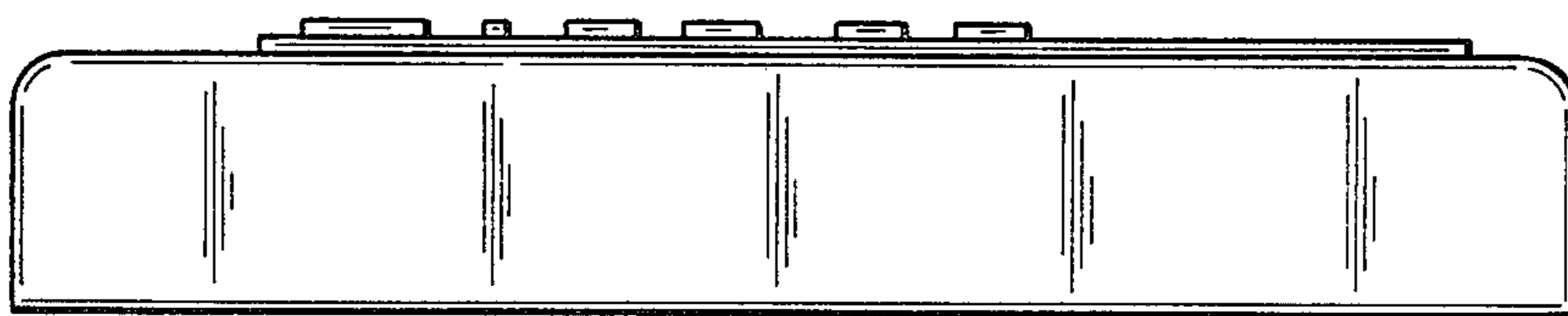
FIG. 5 is a top plan view thereof; and

FIG. 6 is a bottom plan view thereof.

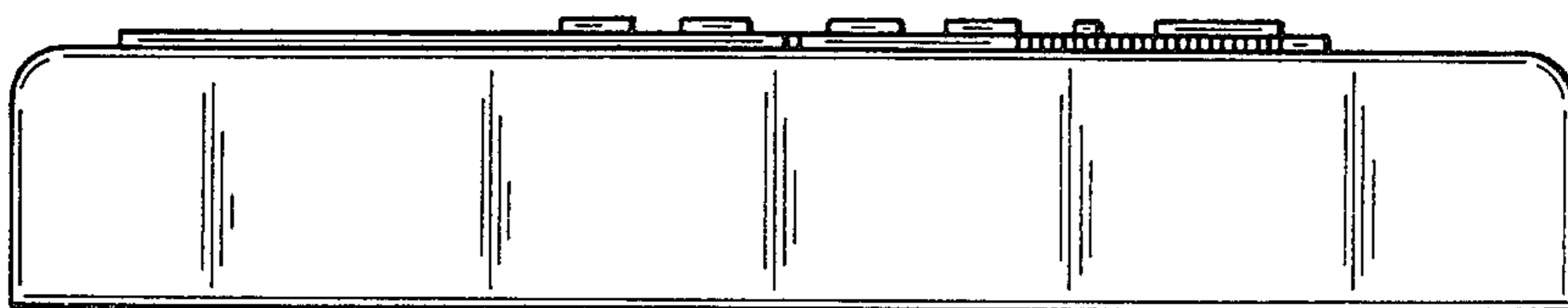





FIG_1



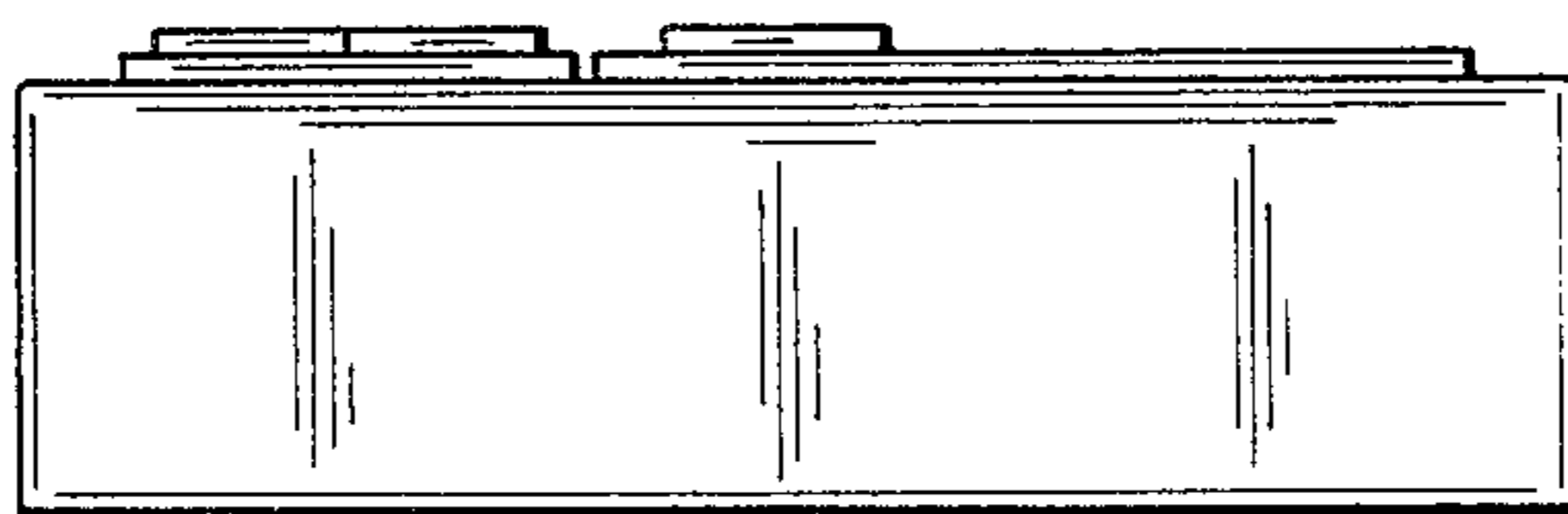
FIG_3



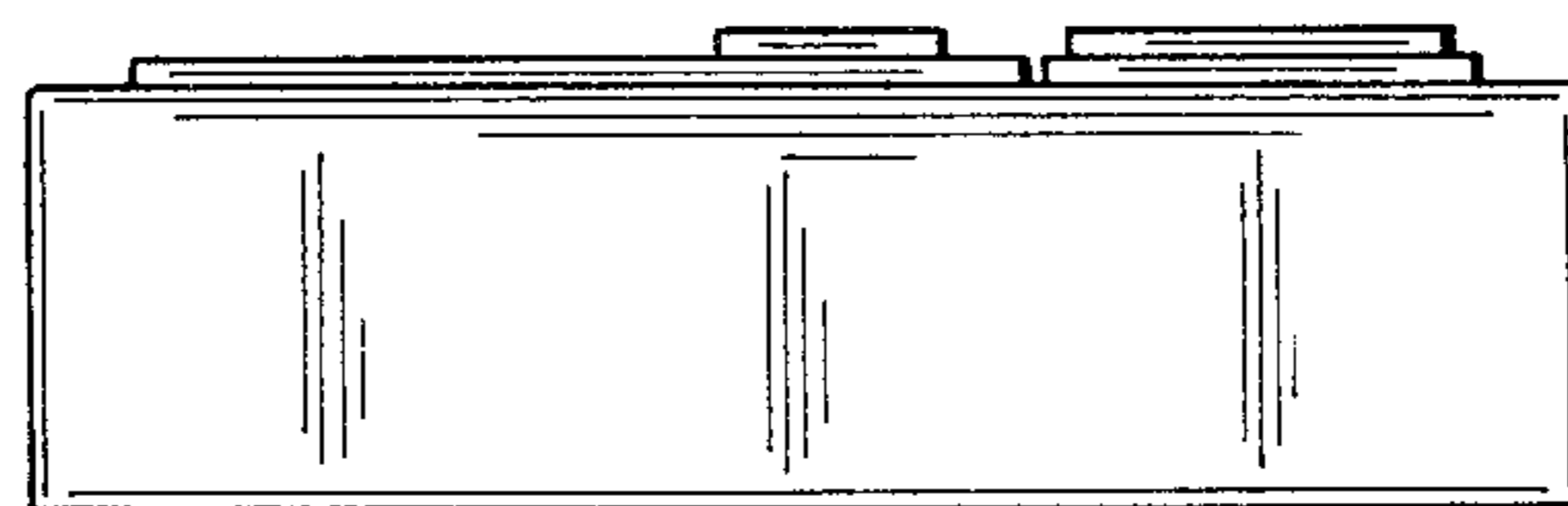
FIG_4



FIG_2



FIG_5



FIG_6