

[54] INTERPHONE

[75] Inventors: Hiroshi Yamagata; Kendo Makihara, both of Osaka, Japan

[73] Assignee: Sharp Corporation, Osaka, Japan

[**] Term: 14 Years

[21] Appl. No.: 496,118

[22] Filed: May 19, 1983

[30] Foreign Application Priority Data

Nov. 30, 1982 [JP] Japan 57-54177

[52] U.S. Cl. D14/92; D14/58; D14/52

[58] Field of Search D14/52, 58, 99, 59; D10/106; D13/40, 41; 179/2 EA, 99 A, 37; 455/89

[56] References Cited

U.S. PATENT DOCUMENTS

- D. 199,677 12/1964 Mattingly D14/92
- D. 210,016 1/1968 Kahn D14/92
- D. 210,595 3/1968 Kahn D14/92
- D. 212,001 8/1968 Roberts D14/92
- D. 265,299 7/1982 Garetsky D10/106
- D. 271,089 10/1983 Mallory D10/106
- D. 272,050 1/1984 Gibbs D10/106
- D. 272,993 3/1984 Chan D10/106

- D. 274,518 7/1984 Doodson D14/92
- D. 276,599 12/1984 Logan et al. D10/106
- 4,310,923 1/1982 Kennedy 455/89

OTHER PUBLICATIONS

Housewares Mag.; Mar. 7-13, 1979, p. 23; "Pyr-A-L-arm" Model P5F.
 Popular Mechanics Mag., Apr. 1980, p. 184, "Door Alert" by The Bottom Line.
 Popular Mechanics; Feb. 1984; Regency Models MX5000 & 3000 on p. 165.

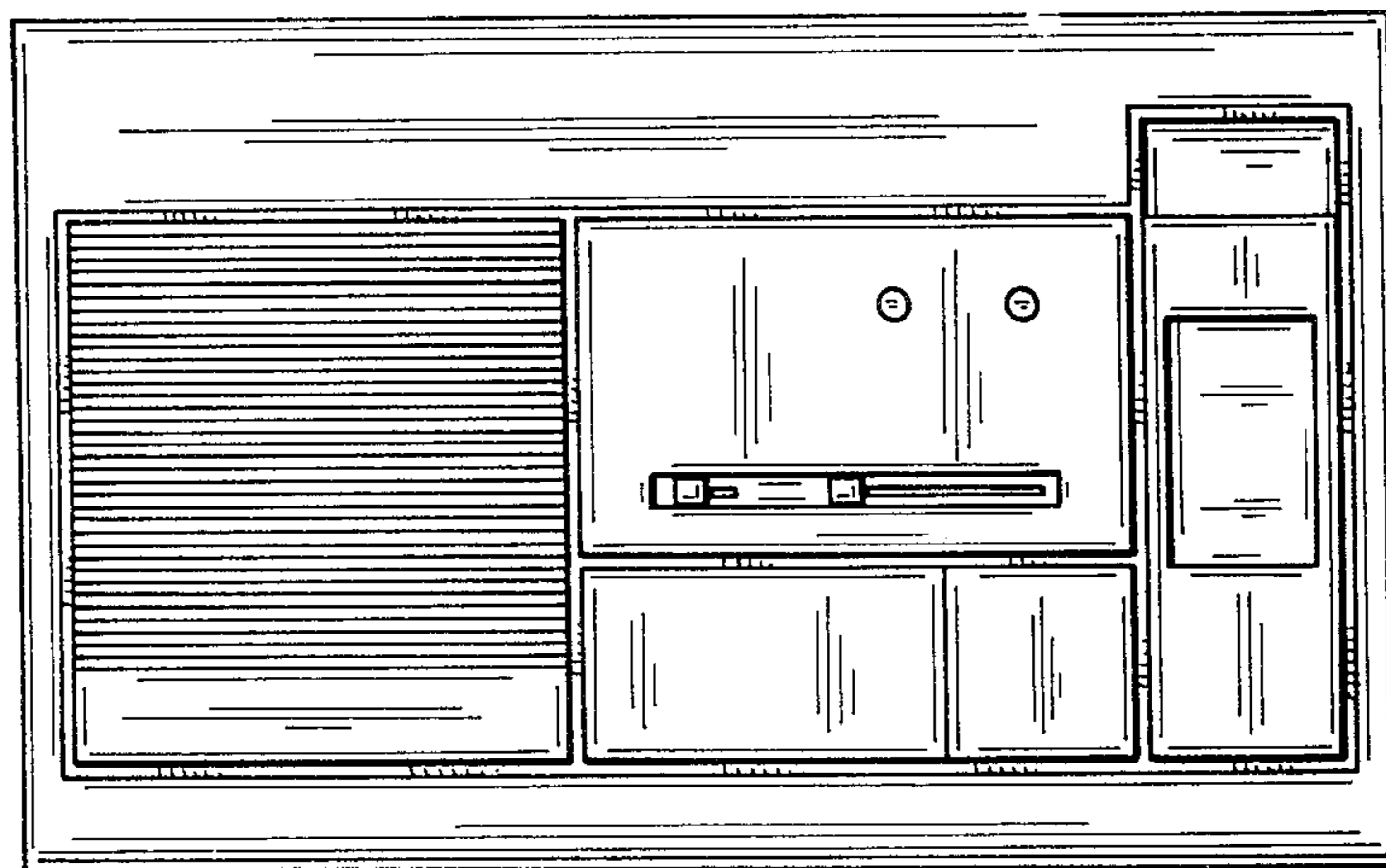
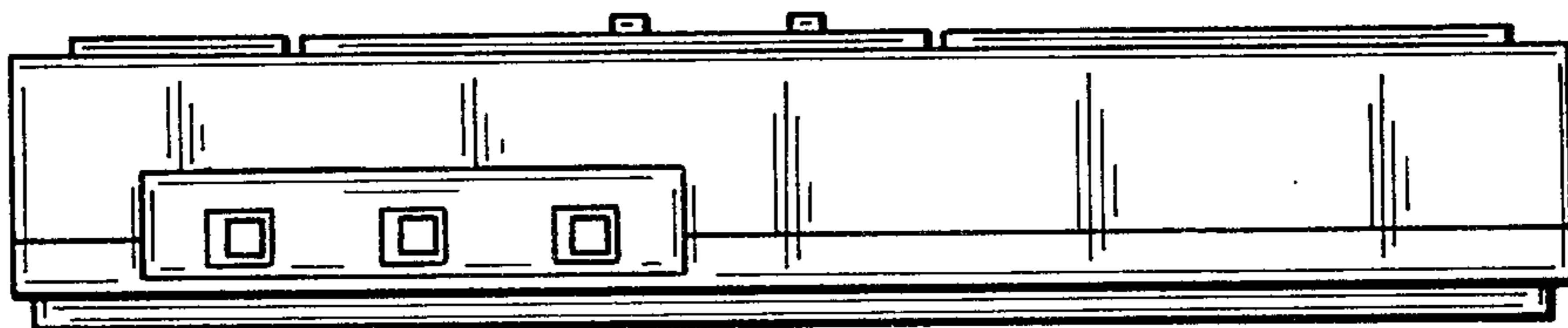
Primary Examiner—Wallace R. Burke
 Assistant Examiner—Horace B. Fay
 Attorney, Agent, or Firm—Flehr, Hohbach, Test, Albritton & Herbert

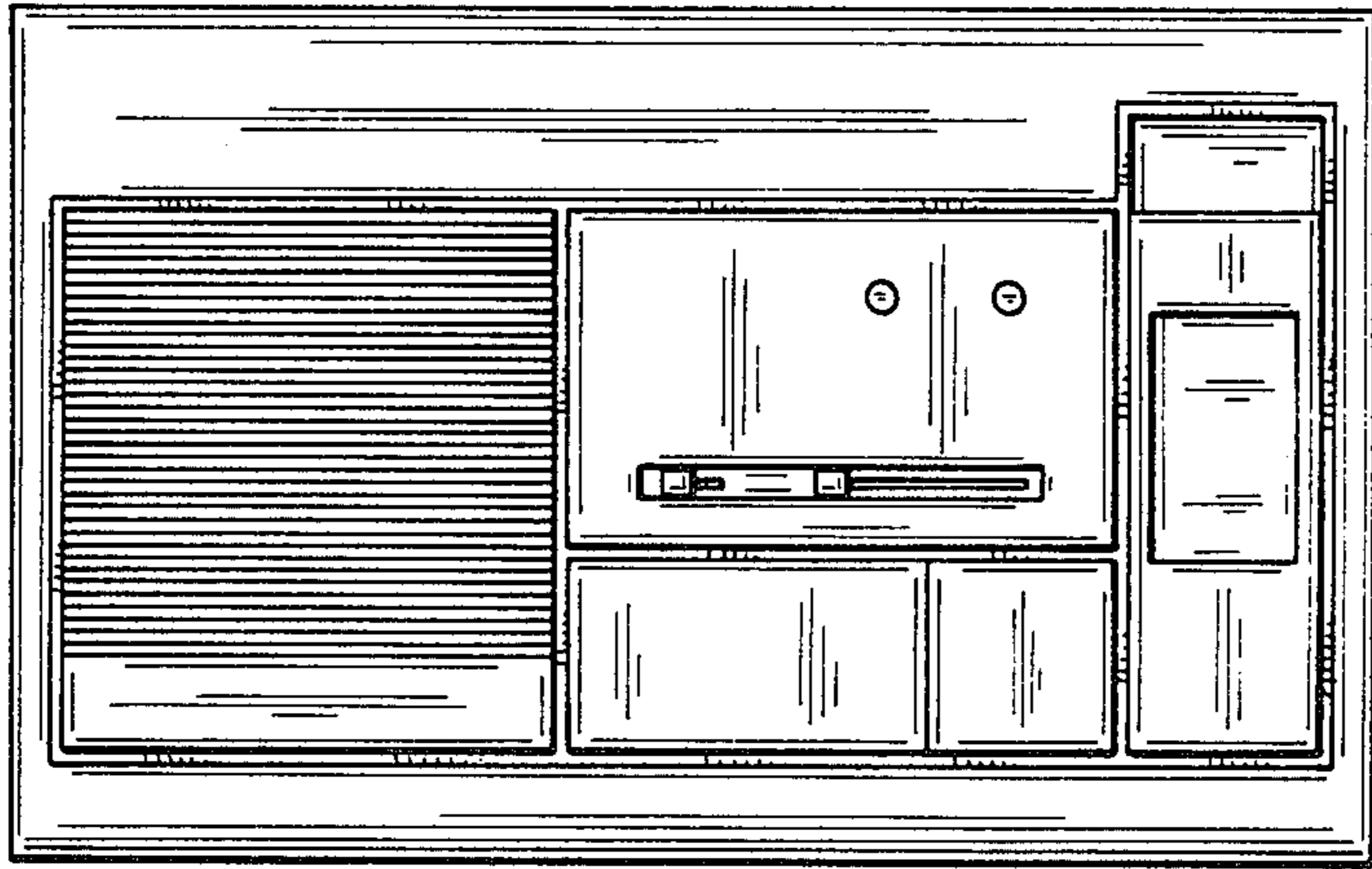
[57] CLAIM

The ornamental design for an interphone, as shown and described.

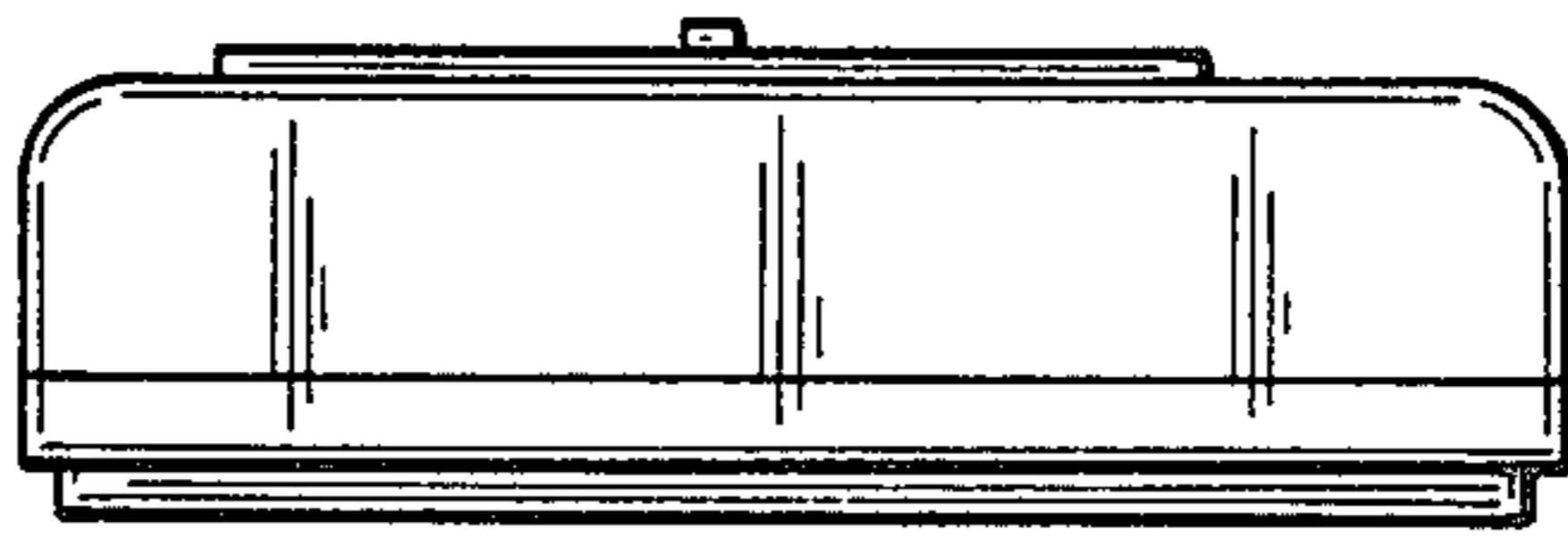
DESCRIPTION

FIG. 1 is a front elevational view of the interphone showing our new design;
 FIG. 2 is a rear elevational view thereof;
 FIG. 3 is a right side elevational view thereof;
 FIG. 4 is a left side elevational view thereof;
 FIG. 5 is a top plan view thereof; and
 FIG. 6 is a bottom plan view thereof.

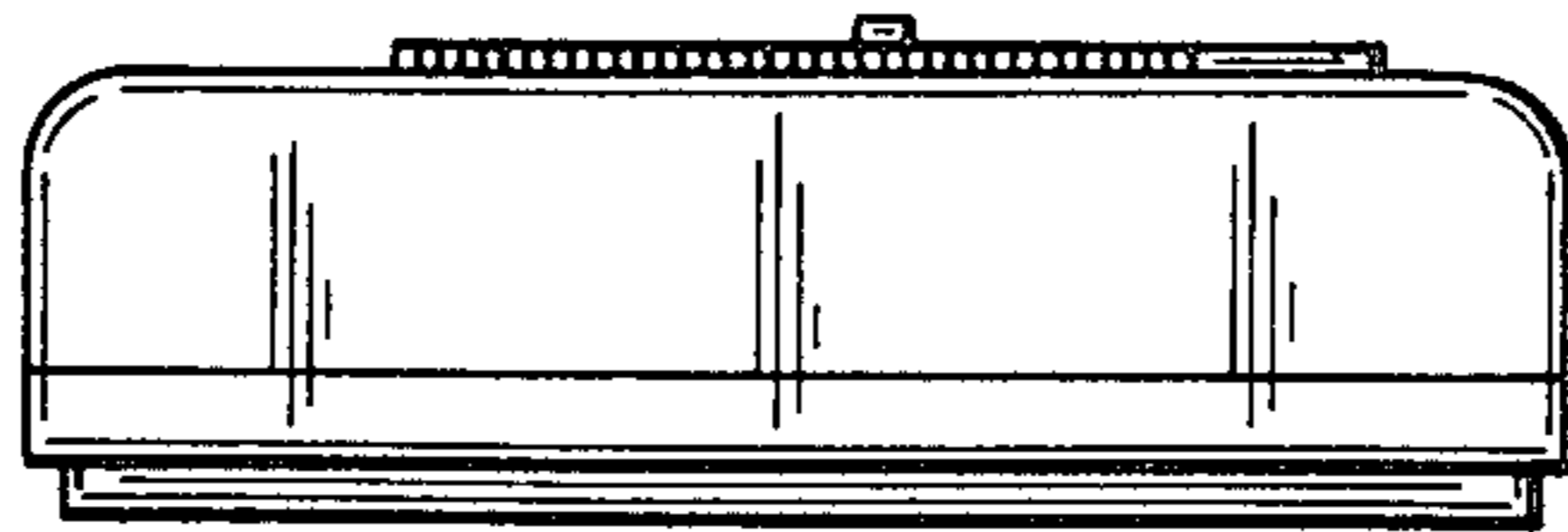





FIG_1



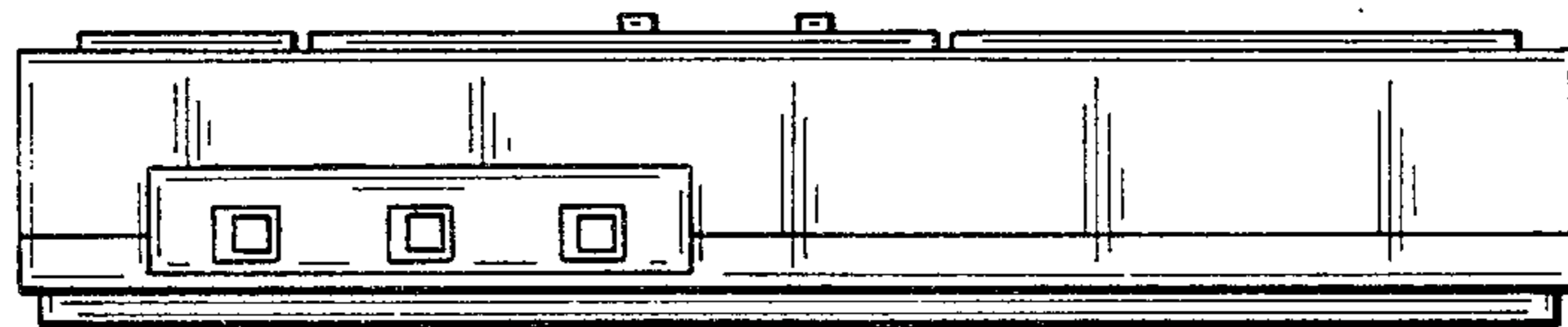
FIG_3



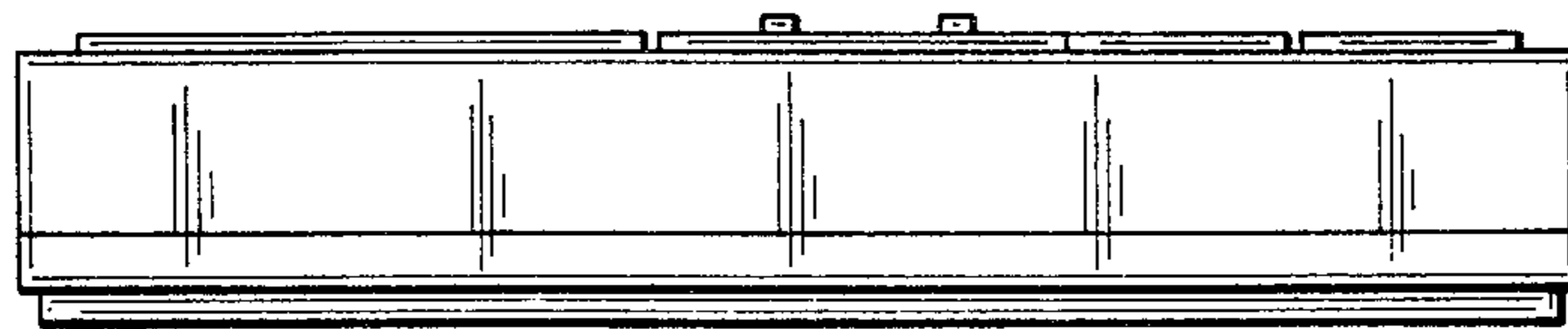
FIG_4



FIG_2



FIG_5



FIG_6