

[54] HOSIERY HANGER

[75] Inventors: Paul B. Keenan, Millburn; Barry T. Fisher, Long Valley, both of N.J.

[73] Assignee: Chipman-Union, Inc., Union Point, Ga.

[\*\*] Term: 14 Years

[21] Appl. No.: 513,753

[22] Filed: Aug. 30, 1983

[52] U.S. Cl. .... D6/317; D6/327

[58] Field of Search ..... D6/315, 318, 319, 320, D6/323, 324, 327, 328, 317; 211/113; 223/85, 88, 87, 92; 248/317, 340

[56] References Cited

U.S. PATENT DOCUMENTS

D. 32,777	6/1900	Annis .....	D6/317
D. 181,917	1/1958	Tupper .....	D6/327
D. 189,899	3/1961	Levine .....	223/85
D. 205,567	8/1966	Chambers .....	D6/317
D. 243,991	4/1977	Schmidt, Jr. ....	D6/327
2,994,462	8/1961	Hirsch et al. ....	223/85

3,900,181 8/1975 Pitanis ..... 223/87

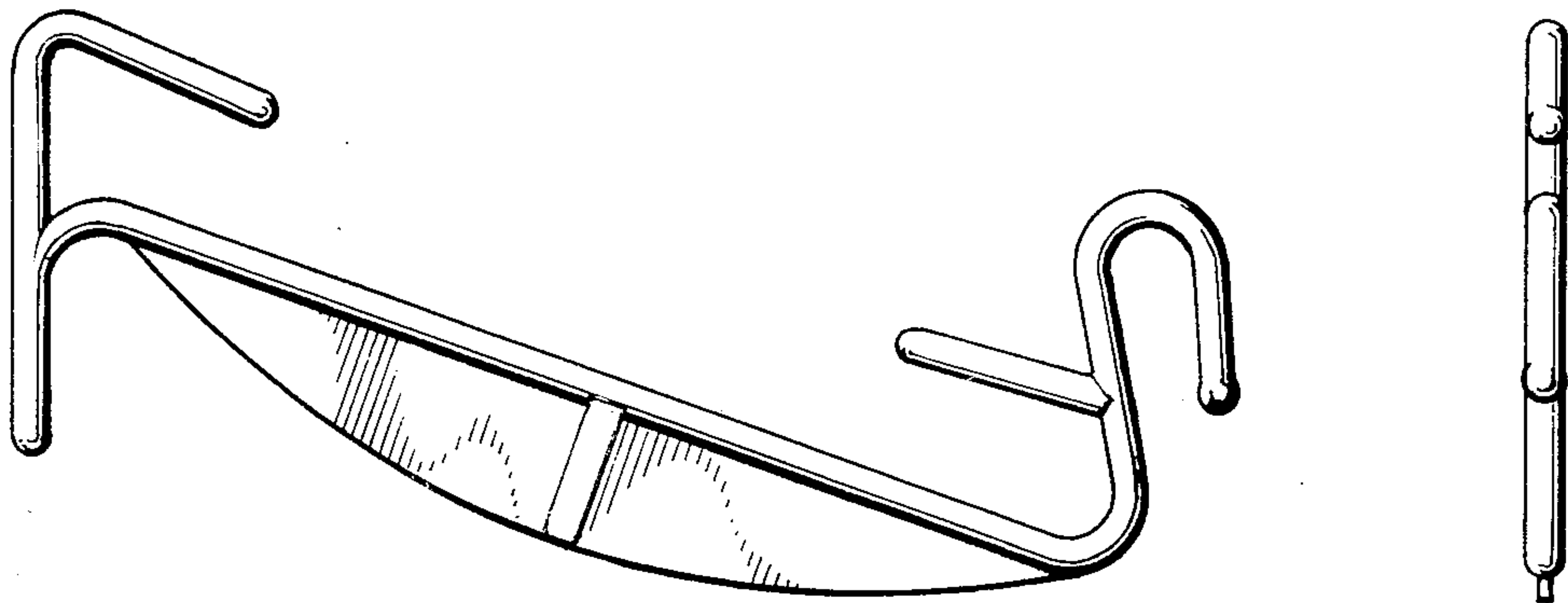
Primary Examiner—B. J. Bullock  
Attorney, Agent, or Firm—Newton, Hopkins & Ormsby

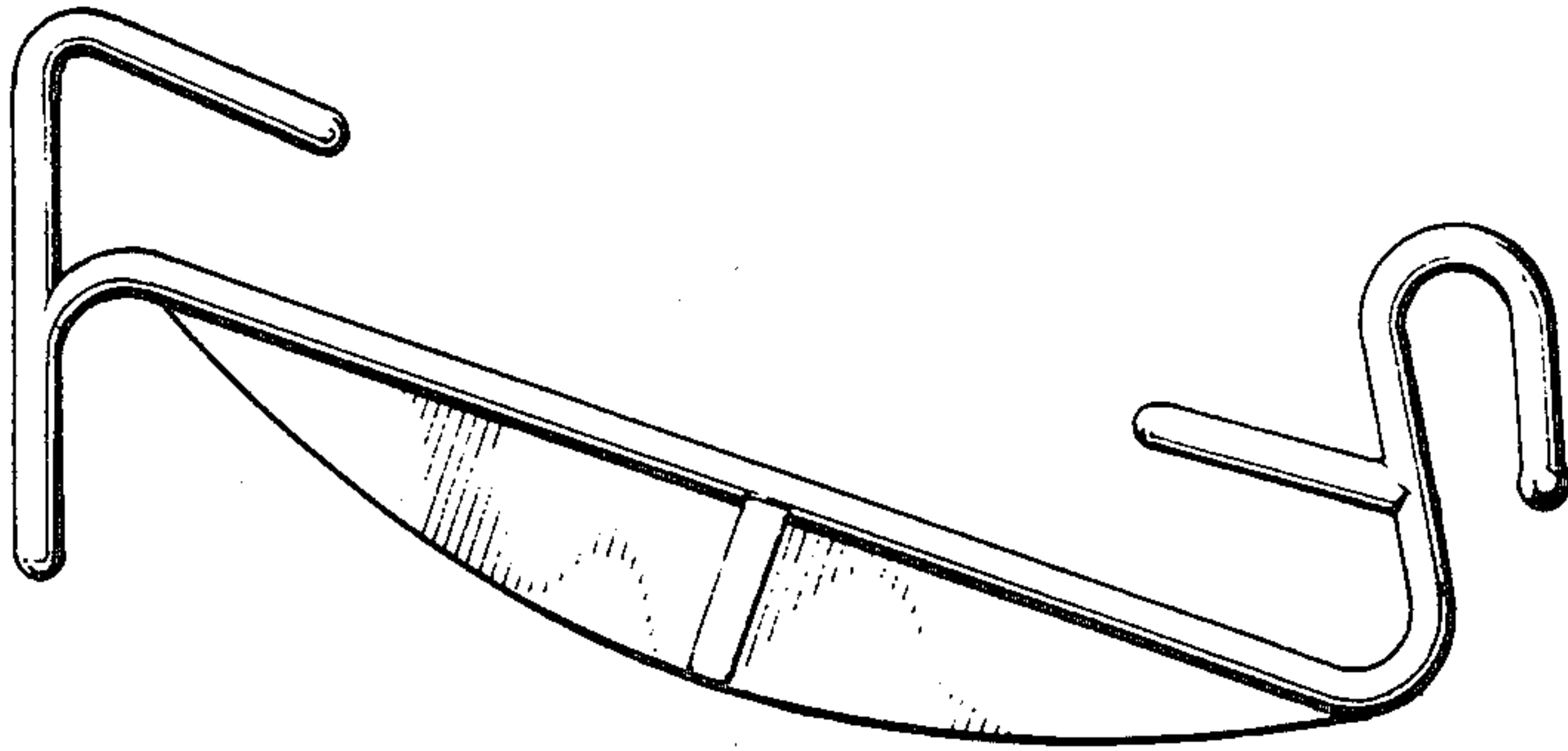
[57] CLAIM

The ornamental design for a hosiery hanger, as shown.

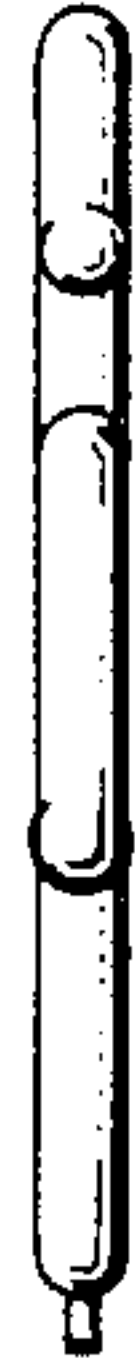
DESCRIPTION

FIG. 1 is a side elevational view of a hosiery hanger embodying our new design;  
 FIG. 2 is a top plan view thereof;  
 FIG. 3 is a bottom plan view thereof;  
 FIG. 4 is a side elevational view taken from the right of FIG. 1;  
 FIG. 5 is a side elevational view taken from the left of FIG. 1;  
 FIG. 6 is a side elevational view of a second embodiment of the design of FIG. 1;  
 FIG. 7 is a top plan view of FIG. 1;  
 FIG. 8 is a bottom plan view of FIG. 6;  
 FIG. 9 is a side elevational view taken from the right of FIG. 1;  
 FIG. 10 is a side elevational view taken from the left of FIG. 1.

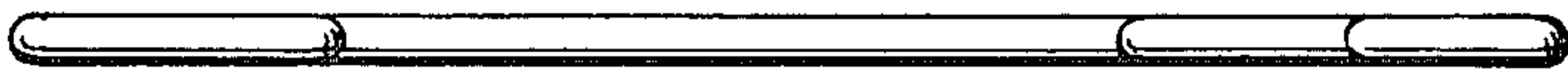




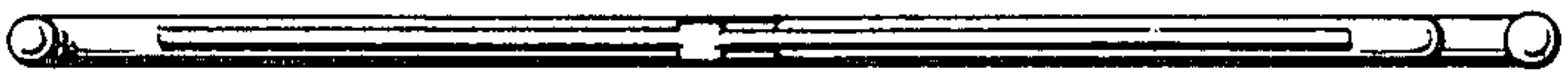
**FIG 1**



**FIG 4**



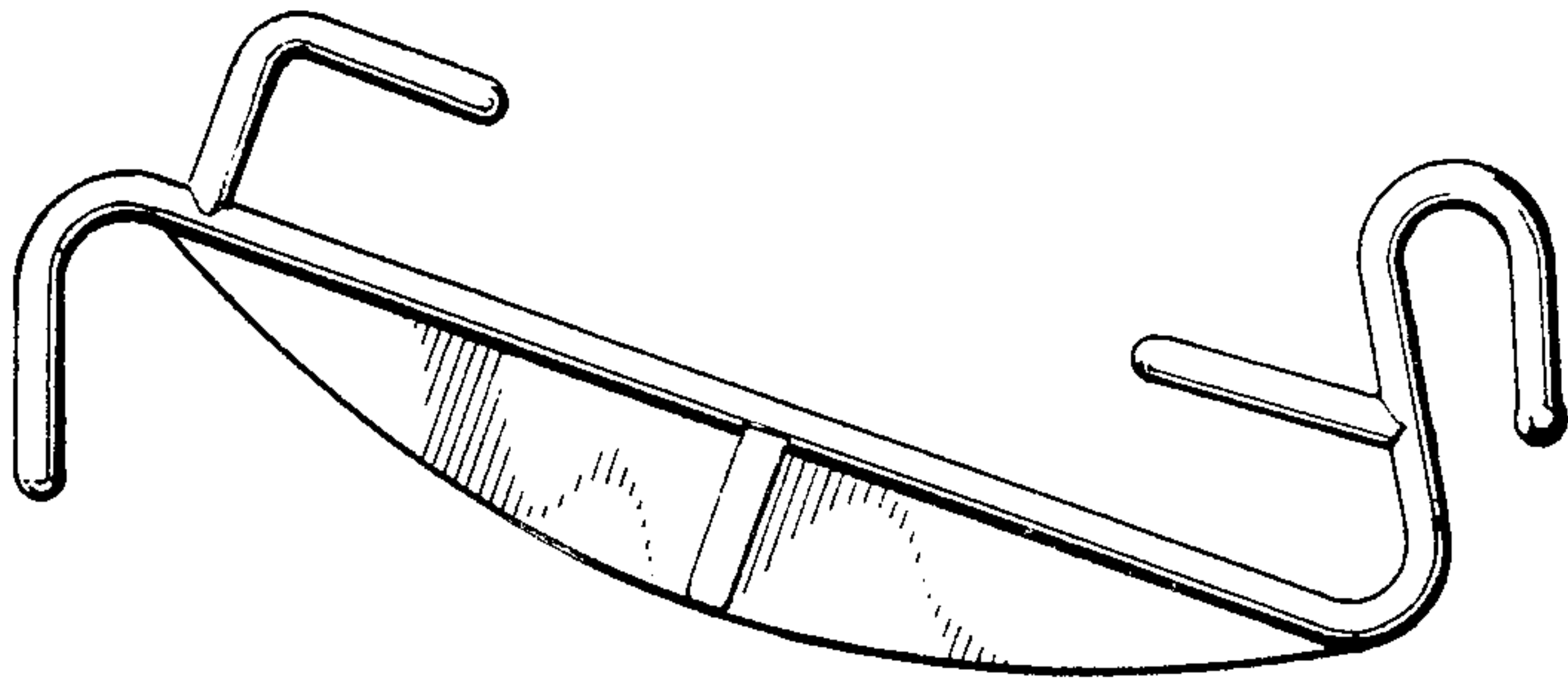
**FIG 2**



**FIG 3**




**FIG 5**



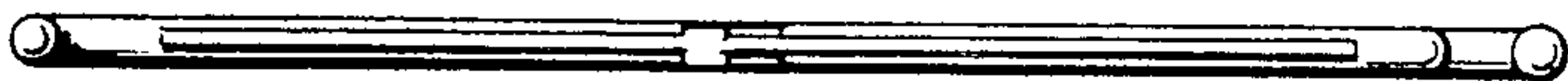
**FIG 6**



**FIG 9**



**FIG 7**



**FIG 8**



**FIG 10**