

[54] COMBINED BATHTUB AND SHOWER ENCLOSURE

[75] Inventor: Joseph Primucci, Willowdale, Canada

[73] Assignee: Mirolin Industries, Inc., Toronto, Canada

[**] Term: 14 Years

[21] Appl. No.: 539,397

[22] Filed: Oct. 6, 1983

[30] Foreign Application Priority Data

Apr. 20, 1983 [CA] Canada D 20-04-83-1

[52] U.S. Cl. D23/49

[58] Field of Search D23/55-57, D23/48, 49; D24/38; 4/538, 584, 585, 612

[56] References Cited

U.S. PATENT DOCUMENTS

- D. 207,096 3/1967 Osika D23/49
- D. 212,946 12/1968 Clark D23/49
- D. 215,717 10/1969 Ruggles et al. D23/49
- D. 225,739 1/1973 Seymour D23/49
- D. 225,995 1/1973 Alexander D23/49
- D. 226,851 5/1973 Korol D23/49
- D. 238,275 12/1975 Folder D23/49
- D. 238,276 12/1975 Alexander D23/49

- D. 252,585 8/1979 Clow D23/49
- D. 258,984 4/1981 Vanderhoef D23/49
- D. 265,756 8/1982 Ballard D23/49
- 3,479,778 11/1969 Johnson 4/538 X
- 3,557,390 1/1971 Ruggles et al. 4/584
- 3,827,086 8/1974 Seymour et al. 4/584 X
- 3,845,600 11/1974 Moore 4/538 X

Primary Examiner—James R. Largen
Attorney, Agent, or Firm—Shlesinger, Arkwright, Garvey & Fado

[57] CLAIM

The ornamental design for a combined bathtub and shower enclosure, as shown and described.

DESCRIPTION

FIG. 1 is a front perspective view of a combined bathtub and shower enclosure showing my new design;
 FIG. 2 is a cross sectional view taken on line 2—2 of FIG. 1;
 FIG. 3 is a cross sectional view taken on line 3—3 of FIG. 1;
 FIG. 4 is a front perspective view of a modified form of the combined bathtub and shower enclosure shown in FIG. 1;
 FIG. 5 is a cross sectional view taken on line 5—5 of FIG. 4; and
 FIG. 6 is a cross sectional view taken on line 6—6 of FIG. 4.

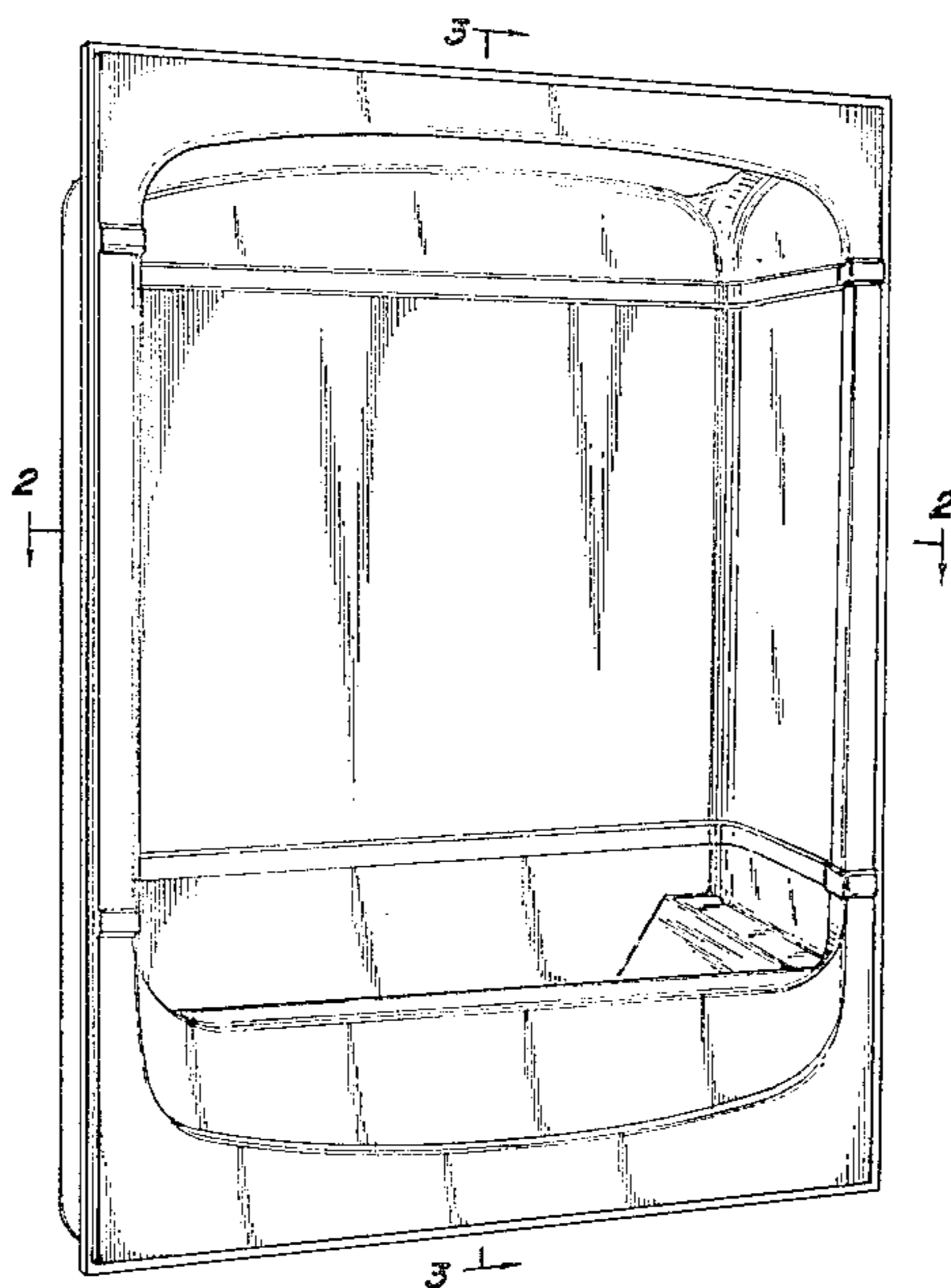
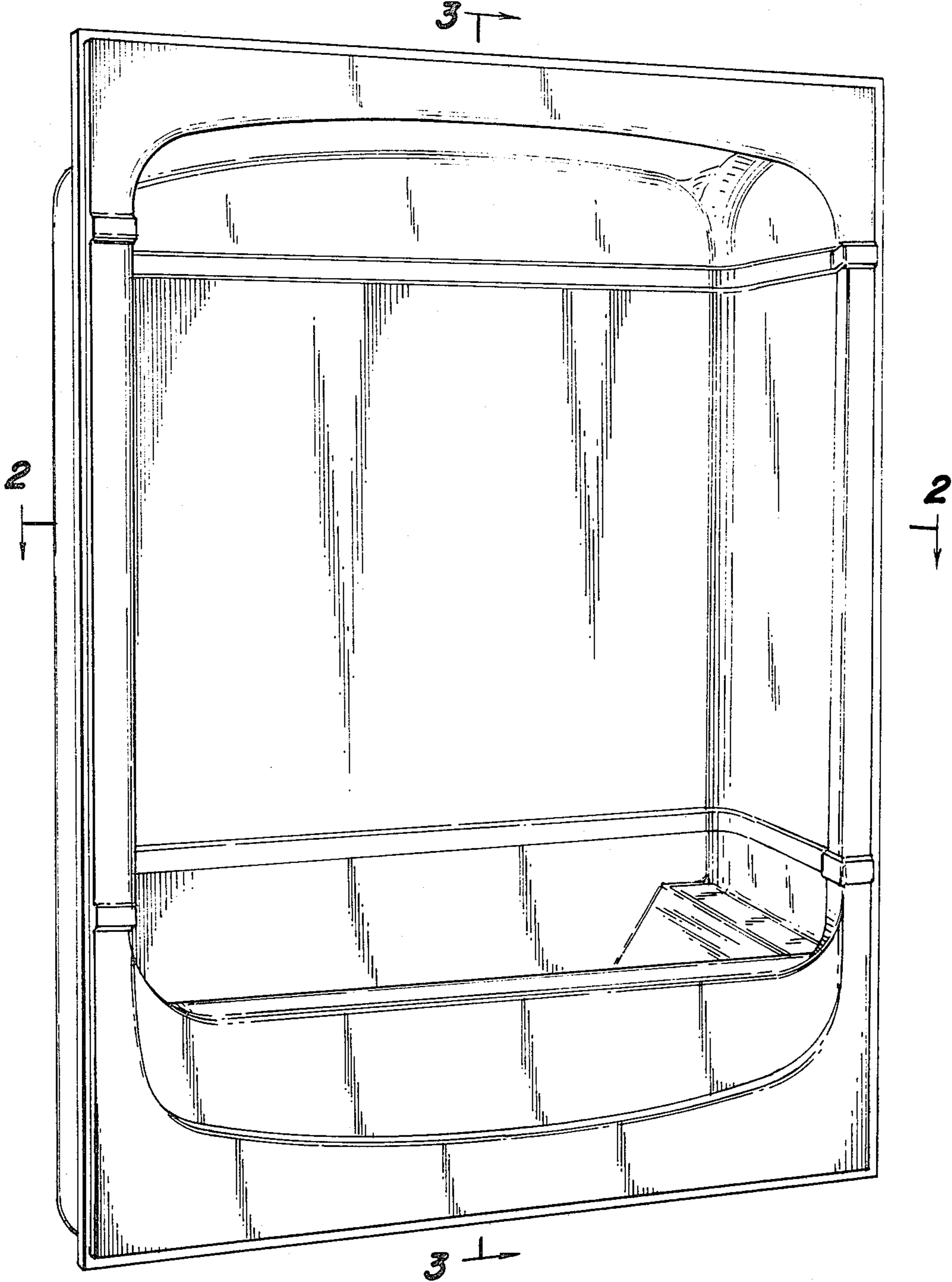


Fig. 1



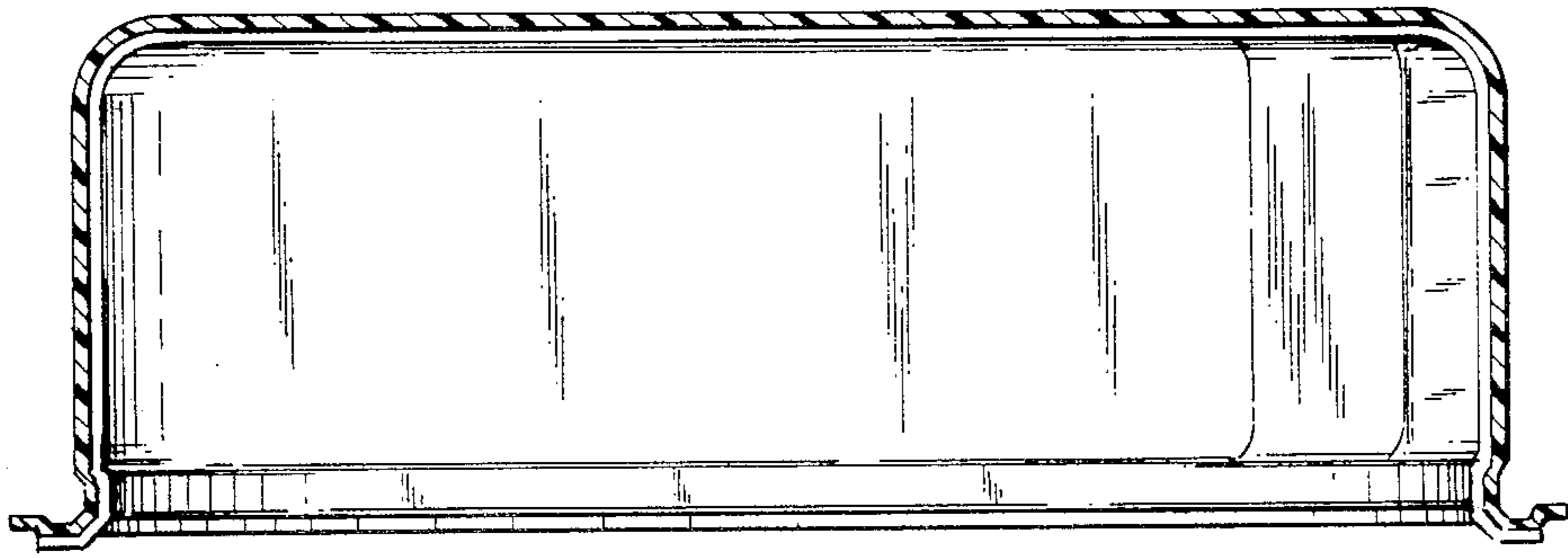


Fig. 2

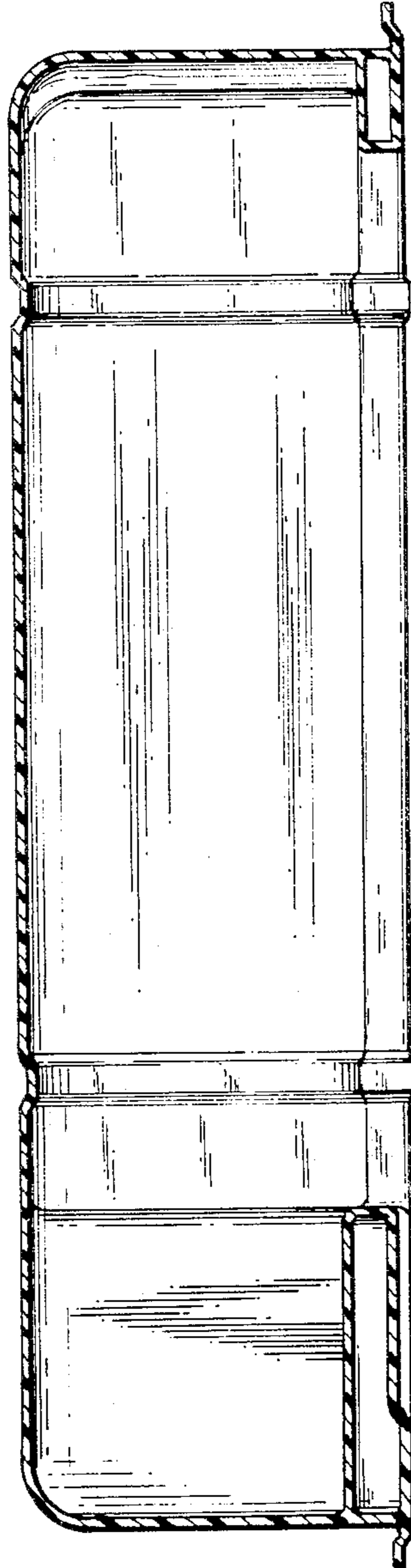
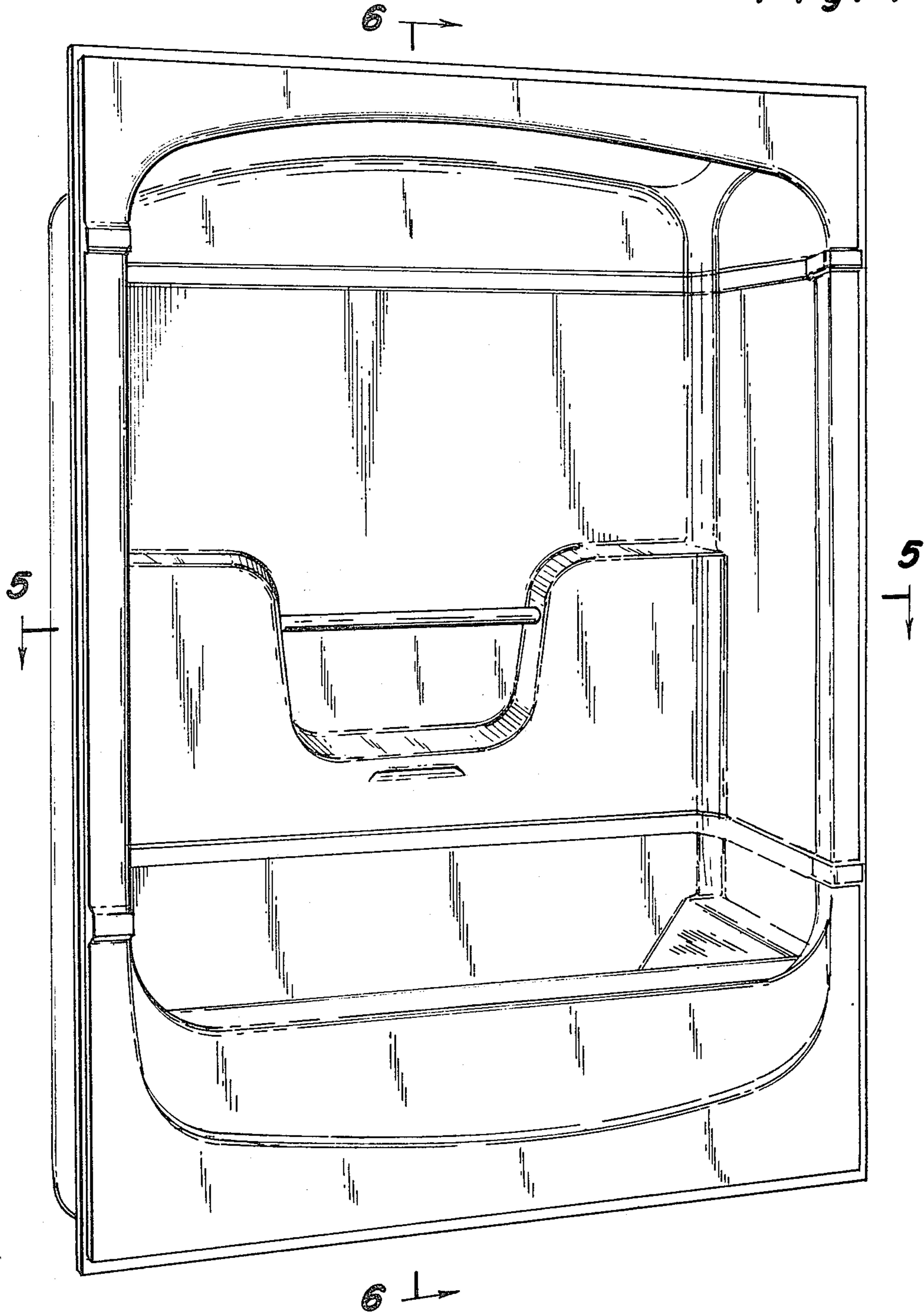


Fig. 3

Fig. 4



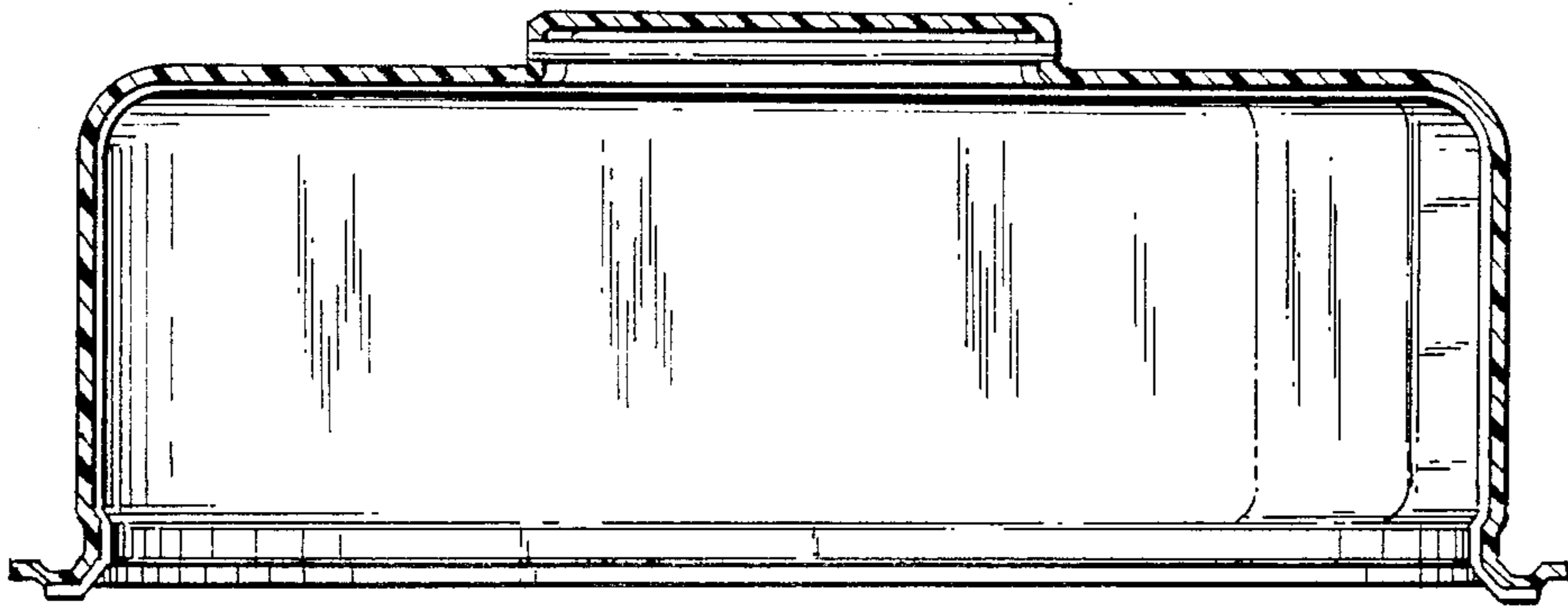


Fig. 5

Fig. 6

