

[54] MICROPHONE OR SIMILAR ARTICLE

[75] Inventor: Albert L. Nagele, Wilmette, Ill.

[73] Assignee: Motorola, Inc., Schaumburg, Ill.

[**] Term: 14 Years

[21] Appl. No.: 525,187

[22] Filed: Aug. 22, 1983

[52] U.S. Cl. D14/12

[58] Field of Search D14/12, 68, 71, 72, D14/76, 95, 52; 179/179, 146 R, 146 E

[56] References Cited

U.S. PATENT DOCUMENTS

- D. 246,780 12/1977 Renken D14/12
- D. 246,781 12/1977 Krolopp D14/12
- D. 247,668 4/1978 Furst et al. D14/12
- D. 250,645 12/1978 Peterson et al. D14/12

- D. 252,024 6/1979 Fujita D14/12
- D. 252,084 6/1979 Fujita D14/12
- D. 252,085 6/1979 Fujita D14/12
- D. 253,767 12/1979 Peterson D14/68 X
- D. 264,335 5/1982 Huntington D14/12

Primary Examiner—Jane E. Corrigan
Attorney, Agent, or Firm—Edward M. Roney; Donald B. Southard

[57] CLAIM

The ornamental design for a microphone or similar article, substantially as shown and described.

DESCRIPTION

FIG. 1 is a front, top and right side perspective view of a microphone or similar article showing my new design; FIG. 2 is a left side elevational view thereof; FIG. 3 is a rear elevational view thereof; and FIG. 4 is a bottom plan view thereof.




Fig. 1





Fig. 2

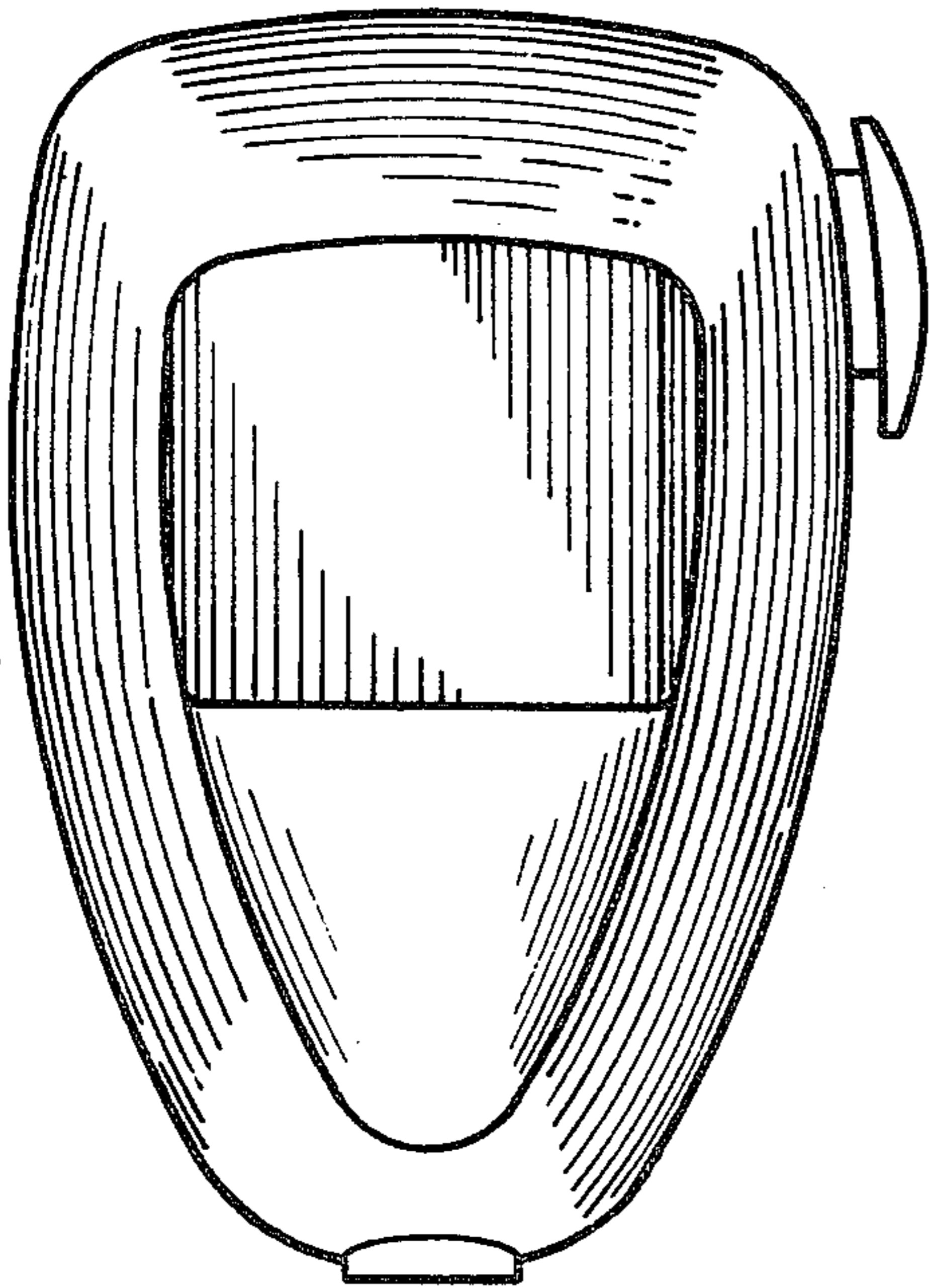


Fig. 4

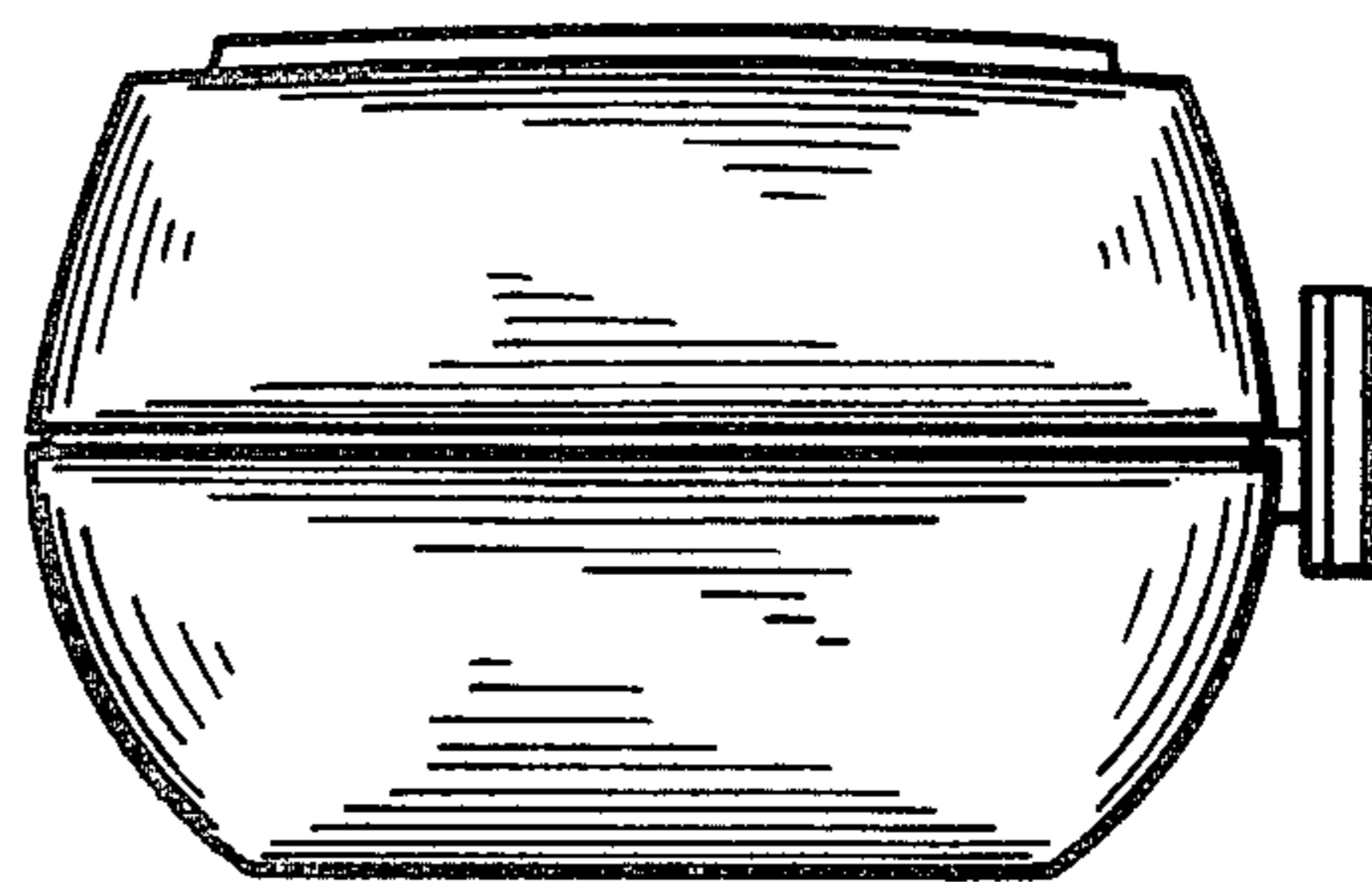


Fig. 3