

# United States Patent [19]

Prince Corporation et al.

[11] Patent Number: **Des. 281,413**

[45] Date of Patent: **\*\* Nov. 19, 1985**

[54] **VISOR**

[76] Inventors: **Prince Corporation, 02, Holland, Mich.; Michael J. Cody, Holland, Mich.**

[\*\*] Term: **14 Years**

[21] Appl. No.: **447,232**

[22] Filed: **Dec. 6, 1982**

[52] U.S. Cl. .... **D12/191**

[58] Field of Search ..... **D12/191; 296/97 H, 97 G, 296/97 C, 97 R**

[56] **References Cited**

### U.S. PATENT DOCUMENTS

1,898,276	2/1933	Van Dresser	296/97 R
2,107,247	2/1938	Johnson	296/97 G
2,120,892	6/1938	Francis	296/97 R
2,201,197	5/1940	Minor, Jr.	296/97 C
2,596,873	5/1952	Solmes	296/97 G
2,667,222	1/1954	McCarthy et al.	296/97 R
2,948,566	8/1960	Massey	296/97 C
3,016,262	1/1962	Hunt	296/97 C
3,366,413	1/1968	Demarais	296/97 H
3,369,837	2/1968	Metier	296/97 C
3,610,680	10/1971	Brady	296/97 H
3,617,088	11/1971	Graham	296/97 C

3,649,068	3/1972	Moynihan	296/97 C
4,169,552	10/1979	Lichtenstein et al.	296/97 C
4,323,275	4/1982	Lutz	296/97 G
4,330,148	5/1982	LaMont	296/97 C

### FOREIGN PATENT DOCUMENTS

2481654	11/1981	France	296/97 H
474381	8/1969	Switzerland	296/97 H

*Primary Examiner*—James M. Gandy

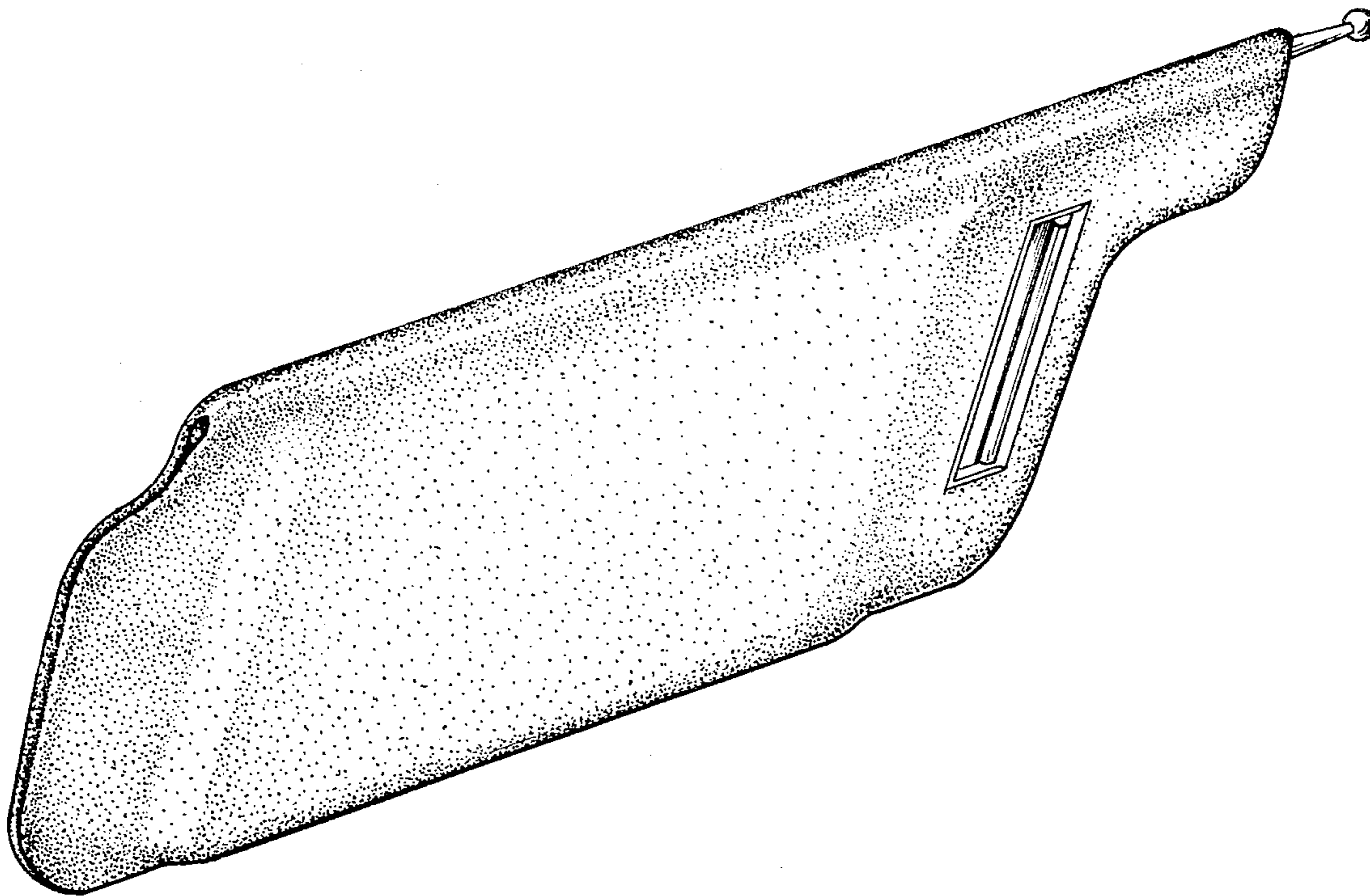
*Attorney, Agent, or Firm*—Price, Heneveld, Huizenga & Cooper

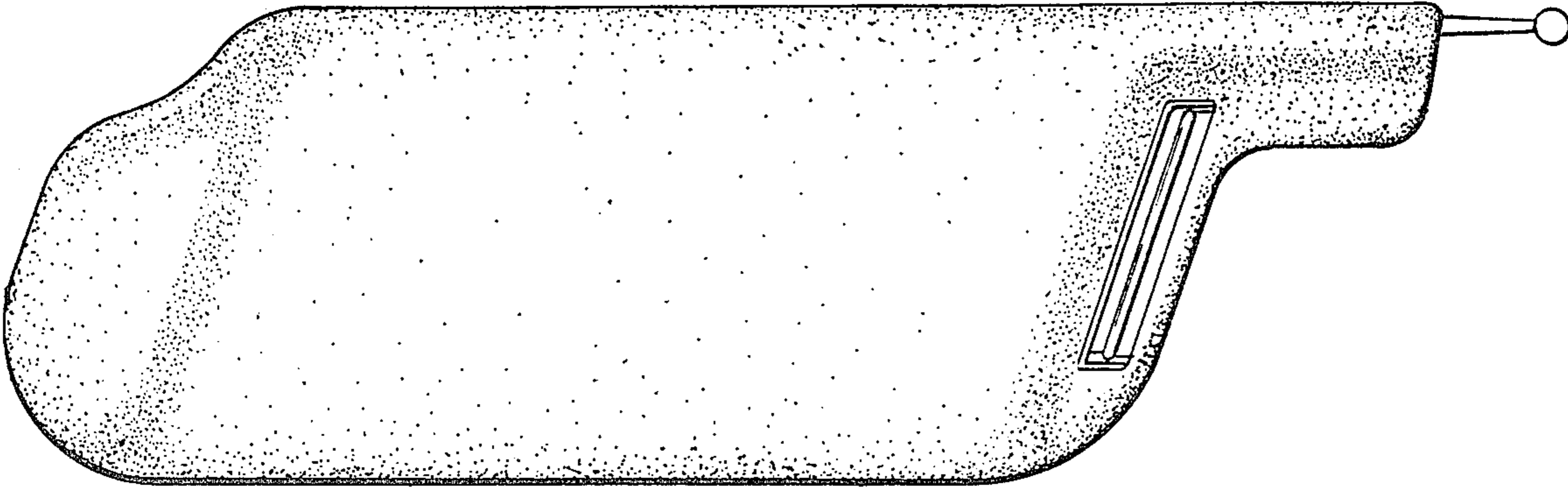
[57] **CLAIM**

The ornamental design for a visor, as shown and described.

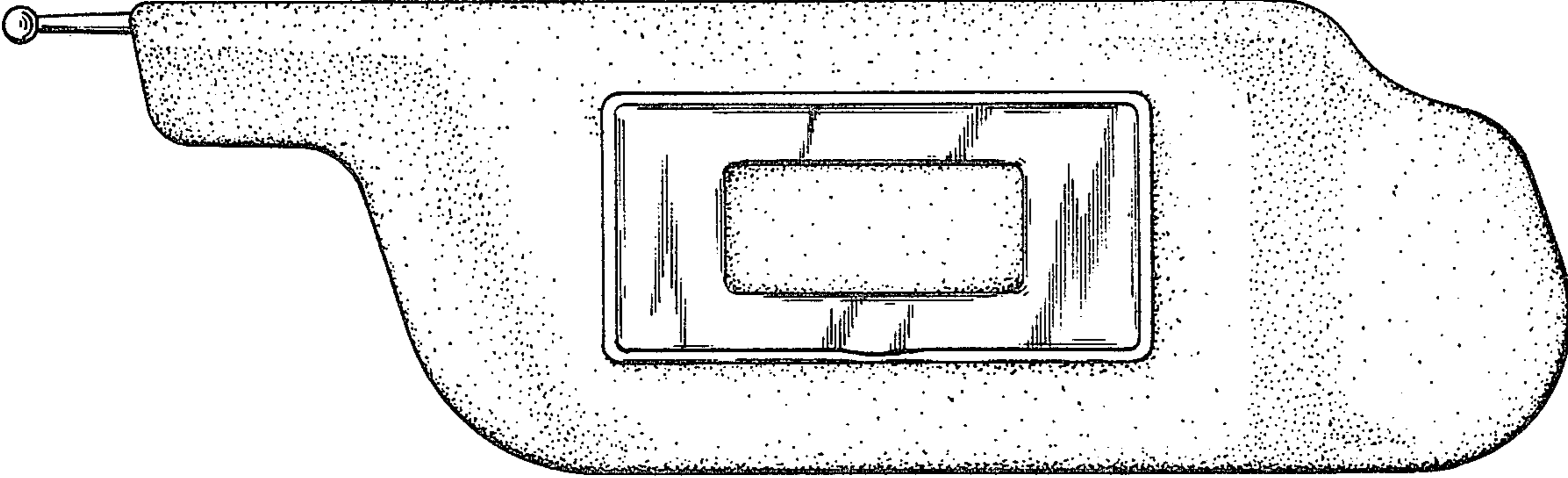
### DESCRIPTION

FIG. 1 is a front elevational view of the visor; FIG. 2 is a rear elevational view of the visor; FIG. 3 is a bottom plan view of the visor; FIG. 4 is a top plan view of the visor; FIG. 5 is a front perspective view of the visor; FIG. 6 is a right end elevational view of the visor; and FIG. 7 is a left end elevational view of the visor. The characteristic feature of this design resides in the visor extension handle and housing as illustrated in FIGS. 1, 5, and 7.





*Fig. 1*



*Fig. 2.*

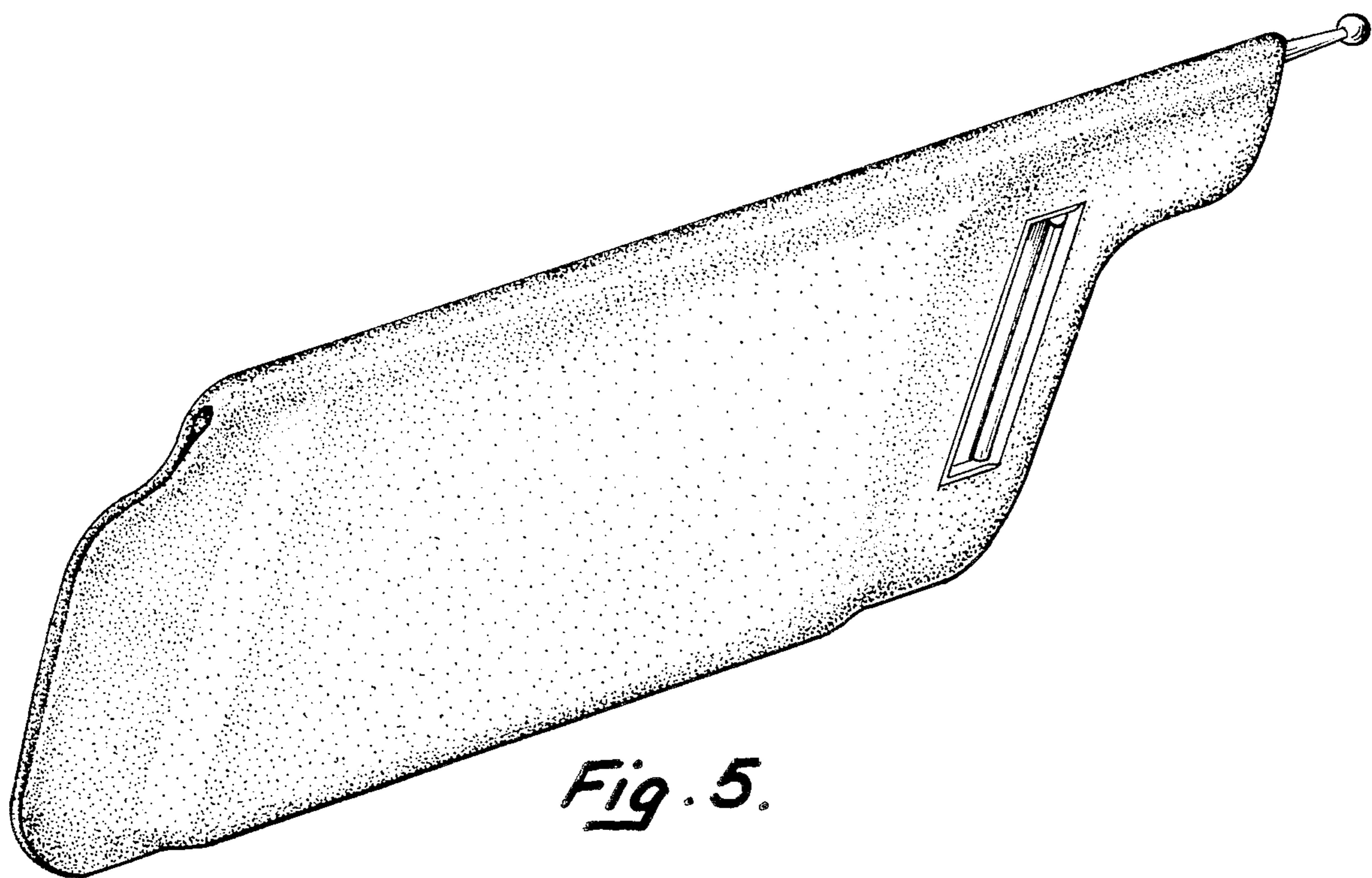


*Fig. 3.*




*Fig. 4.*






*Fig. 5.*



*Fig. 7.*



*Fig. 6.*