

[54] HOLDER FOR ELONGATED OBJECTS

302, 303, 220.2, 220.3, 309.1, 312.5, 316.1, 316.7, 311.2, 313, 289, 315, 214, 68.1, 74.2; 24/336, 339

[76] Inventors: Lars O. Karnhag, Runbovagen 28, S-191 48 Sollentuna; Per-Olov Franzen, Bjorkebyvagen 6, S-175 62 Jarfalla, both of Sweden

[56] References Cited

U.S. PATENT DOCUMENTS

577,220	2/1897	Whitehead	24/339
2,042,086	5/1936	Aubert	211/70.5
2,665,867	1/1954	McDonald	24/339
4,002,349	1/1977	Dopp	24/339
4,269,435	5/1981	Järvenkyla et al.	211/70.5
4,406,042	9/1983	McPhee	D8/376
4,407,472	10/1983	Beck	248/89

[**] Term: 14 Years

[21] Appl. No.: 487,426

[22] Filed: Apr. 21, 1983

[30] Foreign Application Priority Data

Oct. 21, 1982 [SE] Sweden 82-2532

[52] U.S. Cl. D8/373; D6/552; D6/553; D8/380; D8/395; D8/396

[58] Field of Search D8/373, 380, 356, 354, D8/376, 395, 396; D6/407, 410, 411, 412, 449, 458, 460, 462, 464, 475, 510, 512, 513, 514, 526, 531, 535, 546, 548, 549, 550, 552, 553, 554, 563, 567-572; 211/13, 55, 70, 5, 86, 87, 106, 181; 248/444, 447.1, 455, 456, 465.1, 95, 89, 90, 300,

Primary Examiner—B. J. Bullock
Assistant Examiner—Suzanne N. Gitlin
Attorney, Agent, or Firm—Sughrue, Mion, Zinn, Macpeak and Seas

[57] CLAIM

The ornamental design for a holder for elongated objects, as shown.

DESCRIPTION

FIG. 1 is a top perspective view of a holder for elongated objects showing my new design;
FIG. 2 is a bottom perspective view thereof.

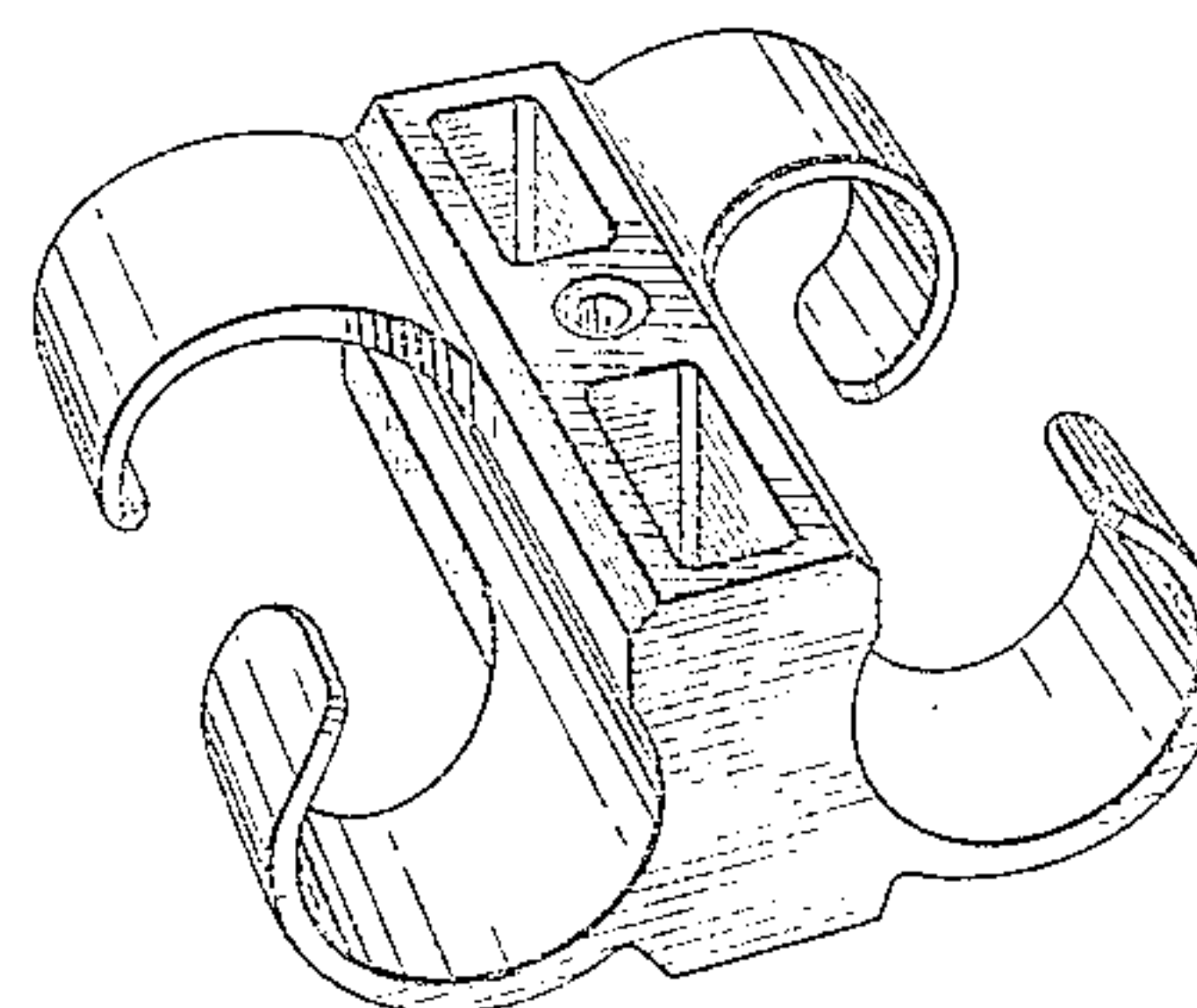
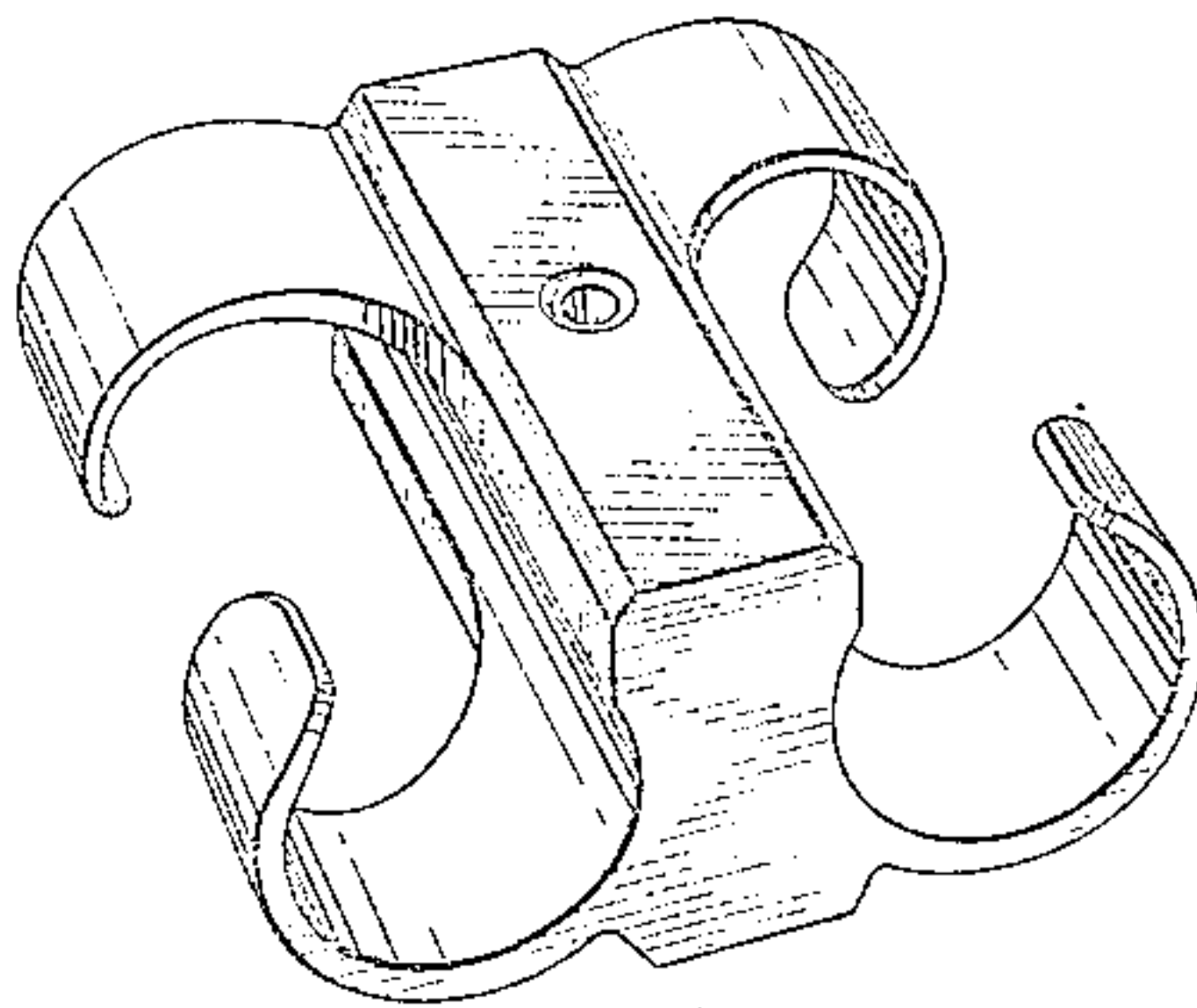


FIG. 1

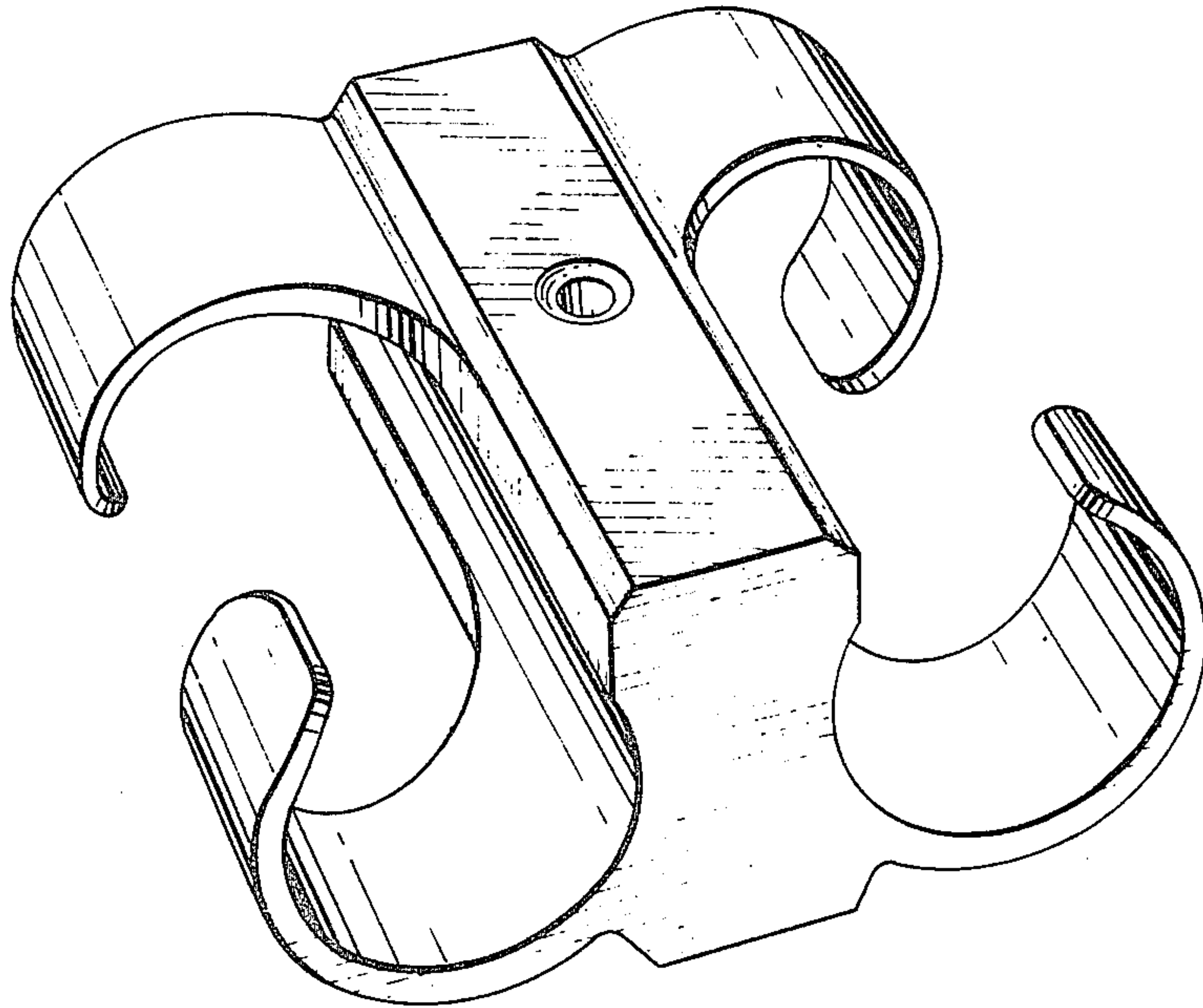


FIG. 2

