

[54] **SHOE SOLE**

[75] **Inventor: Delton W. Young, Belmont, Mass.**

[73] **Assignee: The Goodyear Tire & Rubber Company, Akron, Ohio**

[\*\*] **Term: 14 Years**

[21] **Appl. No.: 471,571**

[22] **Filed: Mar. 2, 1983**

[52] **U.S. Cl. .... D2/320**

[58] **Field of Search .... D2/319, 320, 321, 274; 36/24.5, 25 R, 32 R, 59 R, 59 A, 59 C**

[56] **References Cited**

**U.S. PATENT DOCUMENTS**

D. 234,014	12/1974	Traver	.....	D2/320
D. 236,392	8/1975	Sacre	.....	D2/320
D. 240,472	7/1976	Sironi	.....	D2/320
2,229,406	1/1941	Cutler	.....	D2/320 X
4,501,077	2/1985	Young	.....	36/32 R

**OTHER PUBLICATIONS**

*Boot & Shoe Recorder*-6/1/66-p. 58-Boot sole at right.

*Primary Examiner*--Nelson C. Holtje  
*Attorney, Agent, or Firm*--Alvin T. Rockhill

[57] **CLAIM**

The ornamental design for a shoe sole, substantially as shown and described.

**DESCRIPTION**

FIG. 1 is a bottom plan view of a shoe sole showing my new design;

FIG. 2 is a right side elevational view as taken from line 2—2 of FIG. 1;

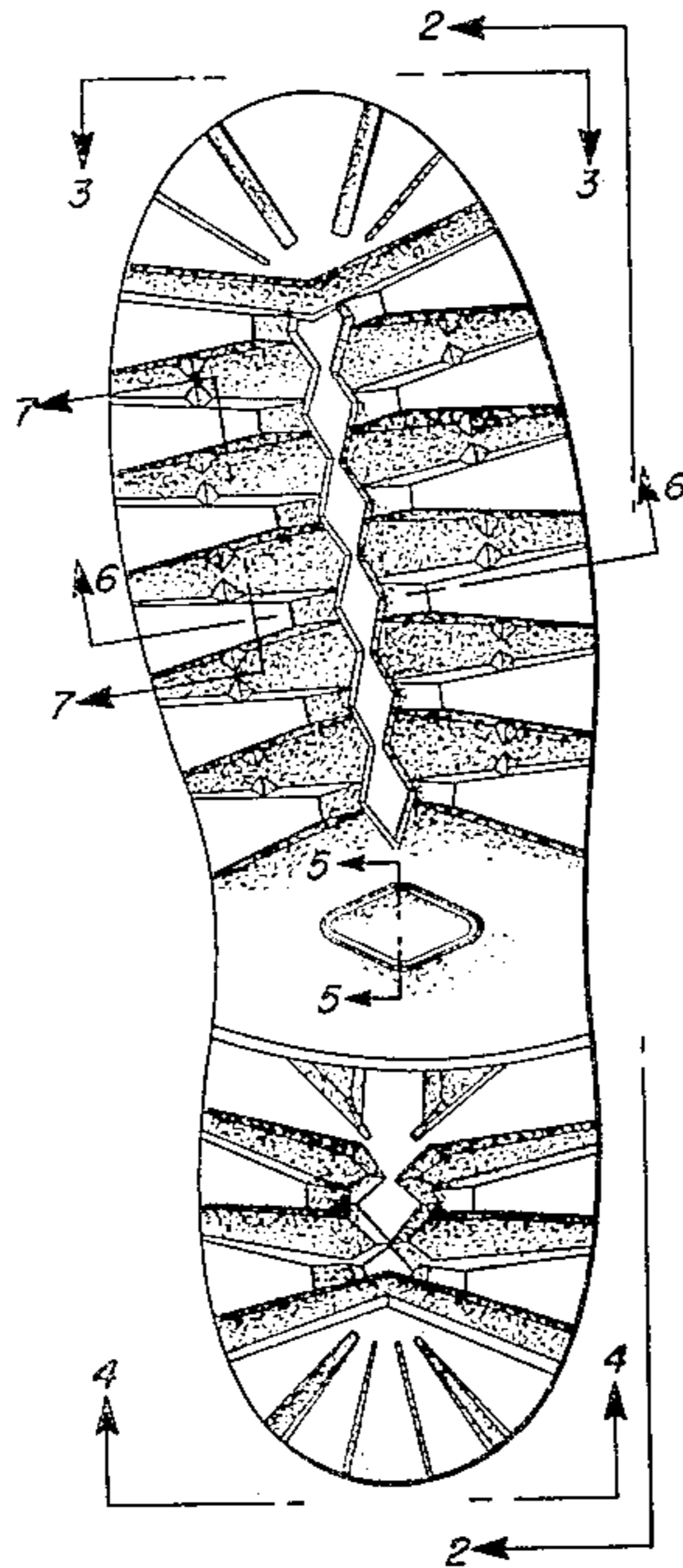
FIG. 3 is a front elevational view as taken from line 3—3 of FIG. 1;

FIG. 4 is a rear elevational view as taken from line 4—4 of FIG. 1;

FIG. 5 is a cross-sectional view as taken from line 5—5 of FIG. 1;

FIG. 6 is a cross-sectional view as taken from line 6—6 of FIG. 1;

FIG. 7 is a cross-sectional view as taken from line 7—7 of FIG. 1.



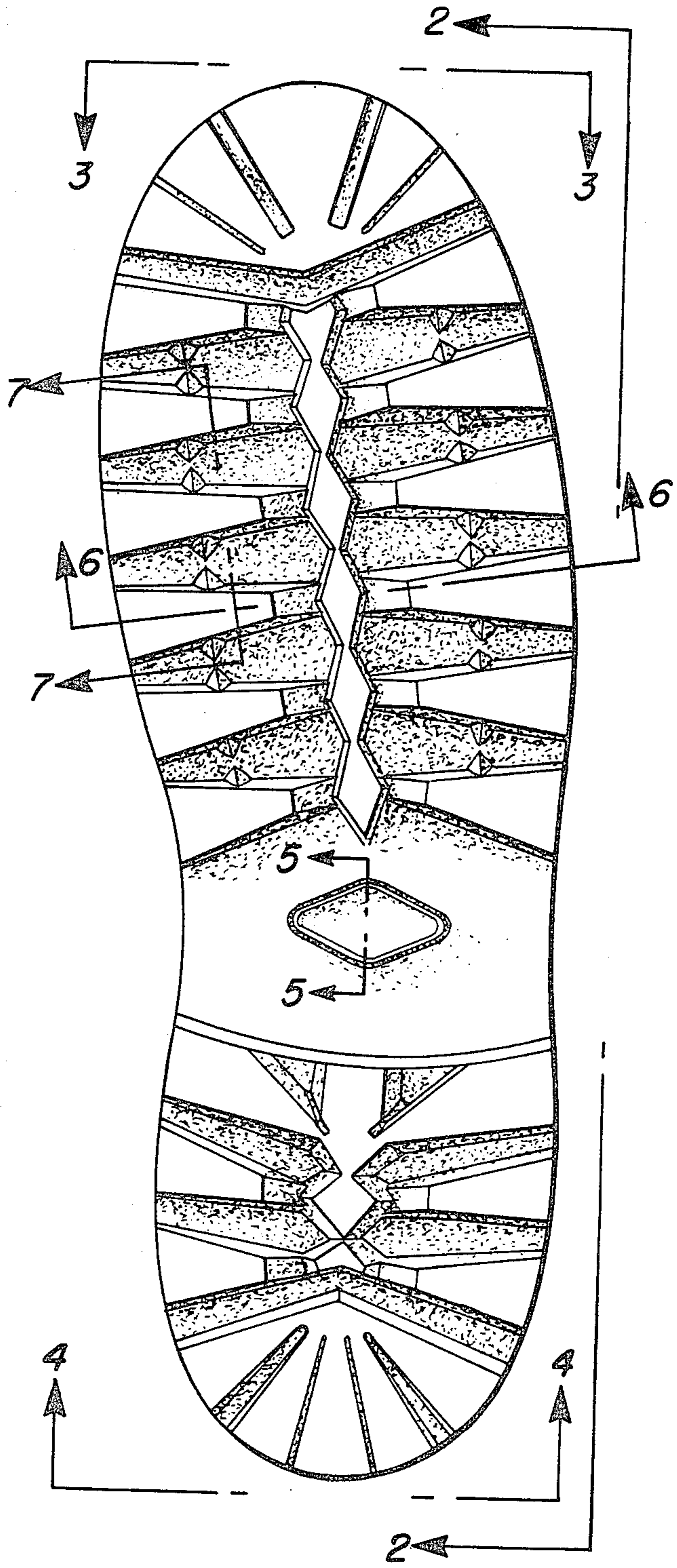


FIG. 1



FIG. 2



FIG. 4

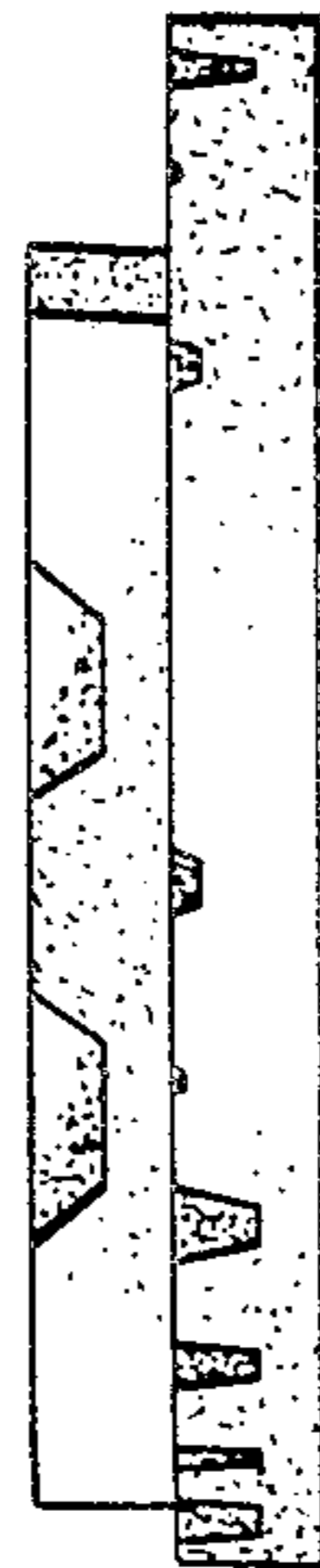


FIG. 3



FIG. 5



FIG. 6



FIG. 7