

[54] **STOVE DAMPER HANDLE**

[75] **Inventor: Peter A. Peroni, Pottstown, Pa.**

[73] **Assignee: LaFrance Corporation, Philadelphia, Pa.**

[**] **Term: 14 Years**

[21] **Appl. No.: 468,090**

[22] **Filed: Feb. 22, 1983**

[52] **U.S. Cl. D23/127**

[58] **Field of Search D23/127, 163; D8/300, D8/307, 311, 315, 316; 126/285 A, 289, 290; 116/110 R, 111 R, 116 R, 115, DIG. 5, 12, 18, 19**

[56] **References Cited**

U.S. PATENT DOCUMENTS

4,320,742	3/1982	Piontkowski	126/289
4,355,624	10/1982	Hardin et al.	126/285 AX
4,373,507	2/1983	Schwartz et al.	126/289
4,418,680	12/1983	Broadbent	126/25 AX

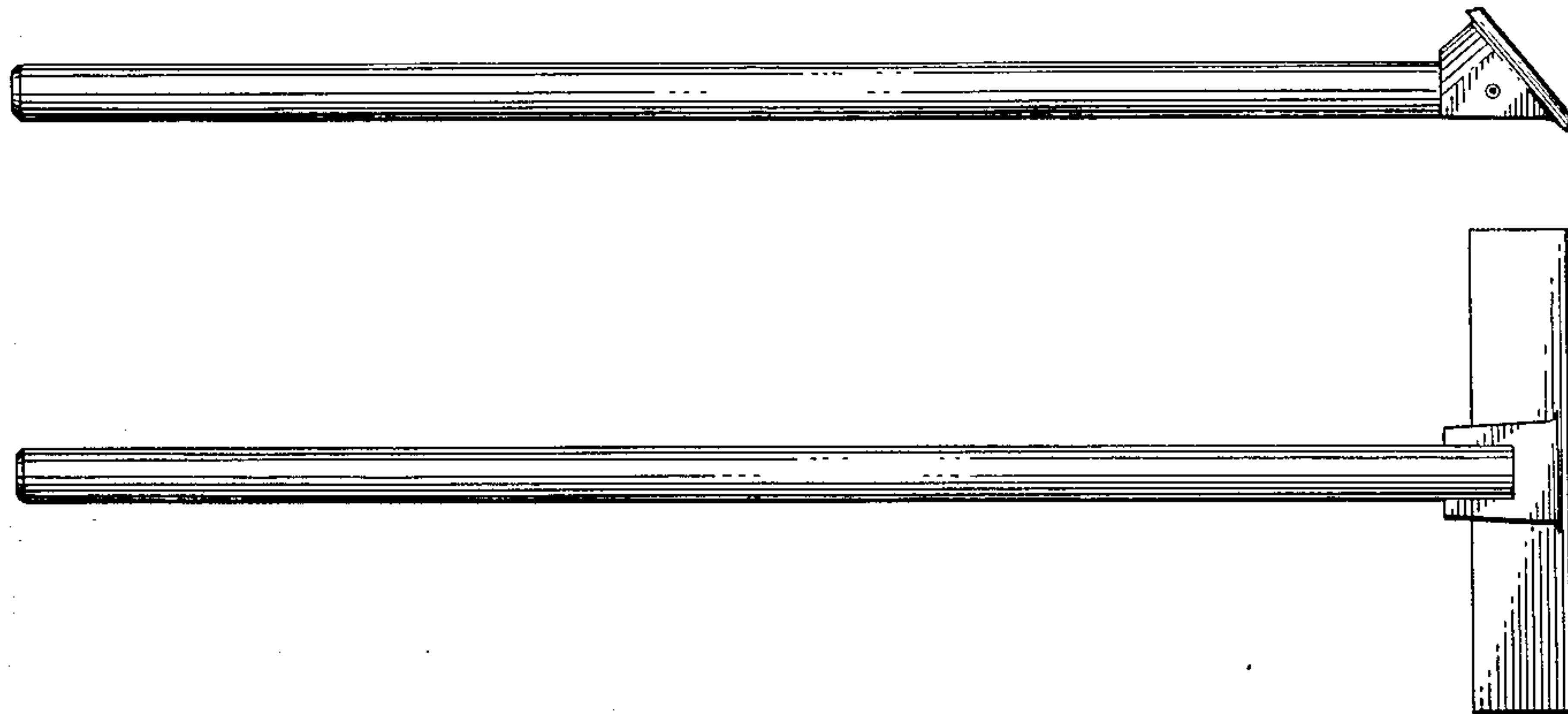
Primary Examiner—Catherine E. Kemper
Attorney, Agent, or Firm—Connolly and Hutz

[57] **CLAIM**

The ornamental design for a stove damper handle, substantially as shown and described.

DESCRIPTION

FIG. 1 is a side elevational view of a stove damper handle, showing my new design;
FIG. 2 is a top plan view thereof;
FIG. 3 is a bottom plan view thereof;
FIG. 4 is a front elevational view thereof;
FIG. 5 is a rear elevational view thereof.



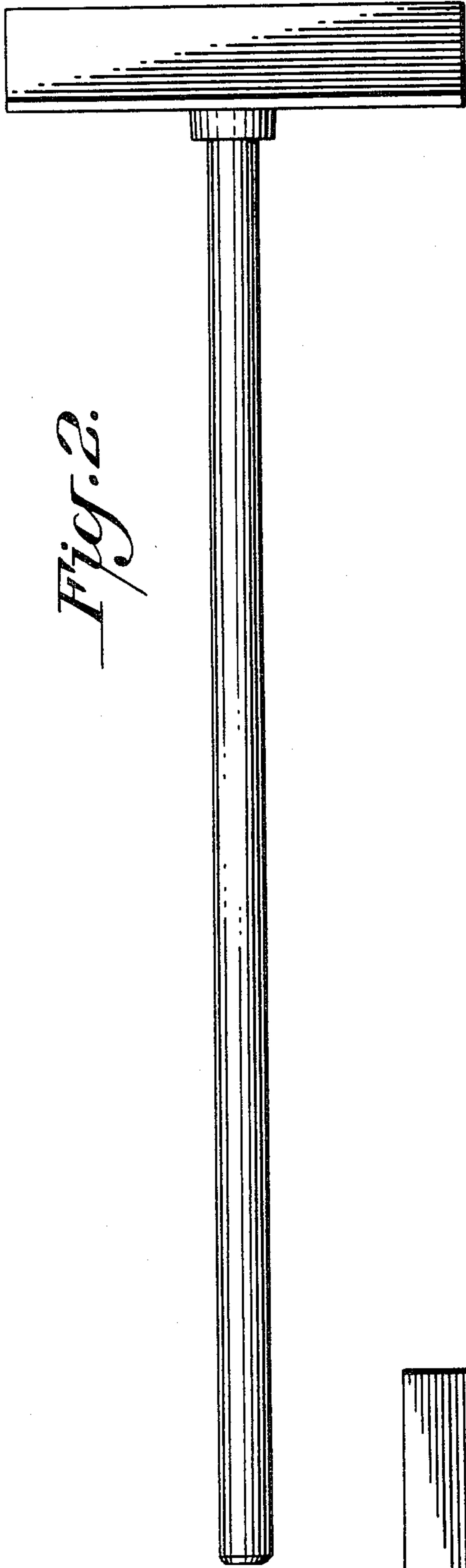


Fig. 2.

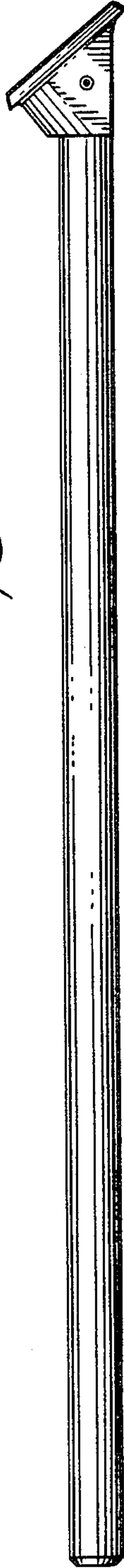


Fig. 1.

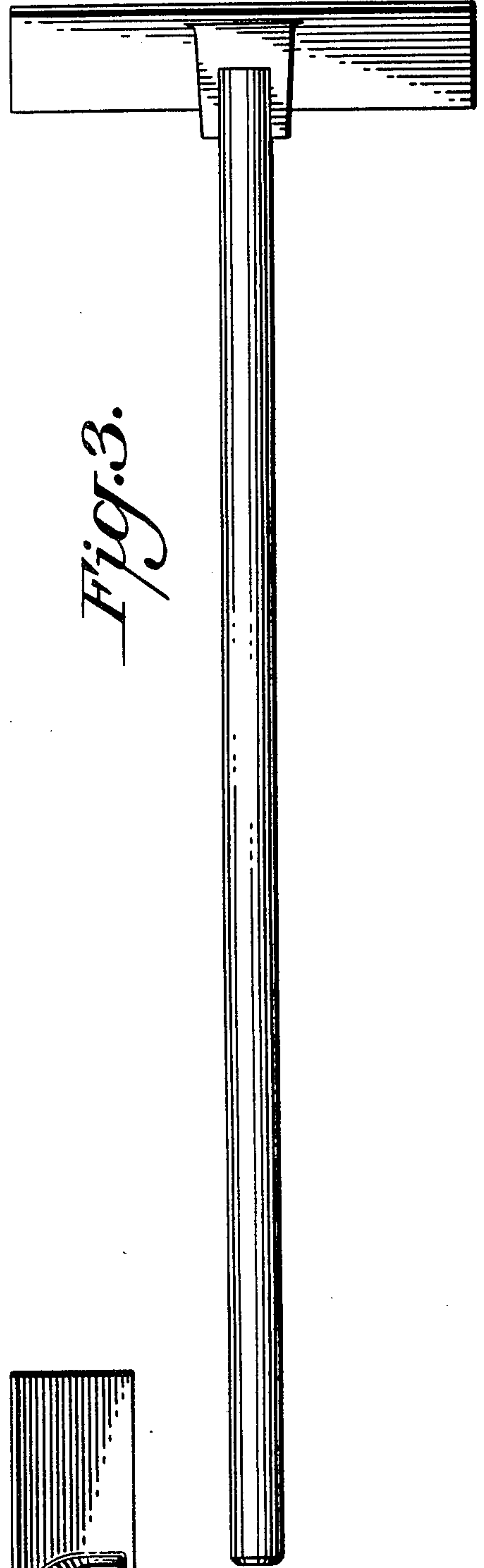


Fig. 3.



Fig. 4.




Fig. 5.