

United States Patent [19]

Nibley et al.

[11] Patent Number: **Des. 281,333**

[45] Date of Patent: **** Nov. 12, 1985**

[54] **INK CARTRIDGE FOR PRINTER**

[75] Inventors: **Richard Nibley, Tokyo; Akira Miyagawa, Tanashi, both of Japan**

[73] Assignee: **Canon Kabushiki Kaisha, Tokyo, Japan**

[**] Term: **14 Years**

[21] Appl. No.: **559,454**

[22] Filed: **Dec. 8, 1983**

[30] **Foreign Application Priority Data**
Jun. 13, 1983 [JP] Japan 58-25417

[52] **U.S. Cl.** **D18/22; D14/11; D18/12**

[58] **Field of Search** **D18/12, 13, 22, 99; D14/11, 114; 400/196, 196.1, 207, 208, 208.1; 242/55.19 A, 197, 199, 200**

[56] **References Cited**
U.S. PATENT DOCUMENTS
D. 230,991 3/1974 Catto et al. D14/11

D. 263,222 3/1982 Driscoll D14/114
D. 265,566 7/1982 Christie et al. D18/12
4,175,877 11/1979 Randolph 400/196
4,468,139 8/1984 Hattori 400/196

Primary Examiner—Louis S. Zarfes
Attorney, Agent, or Firm—Fitzpatrick, Cella, Harper & Scinto

[57] CLAIM

The ornamental design for an ink cartridge for printer, as shown and described.

DESCRIPTION

FIG. 1 is a front elevational view of an ink cartridge for printer showing my new design;
FIG. 2 is a rear elevational view thereof;
FIG. 3 is a top plan view thereof;
FIG. 4 is a bottom plan view thereof;
FIG. 5 is a side elevational view as seen from the left of FIG. 1;
FIG. 6 is a side elevational view as seen from the right of FIG. 1; and
FIG. 7 is a perspective view of the ink cartridge for printer.

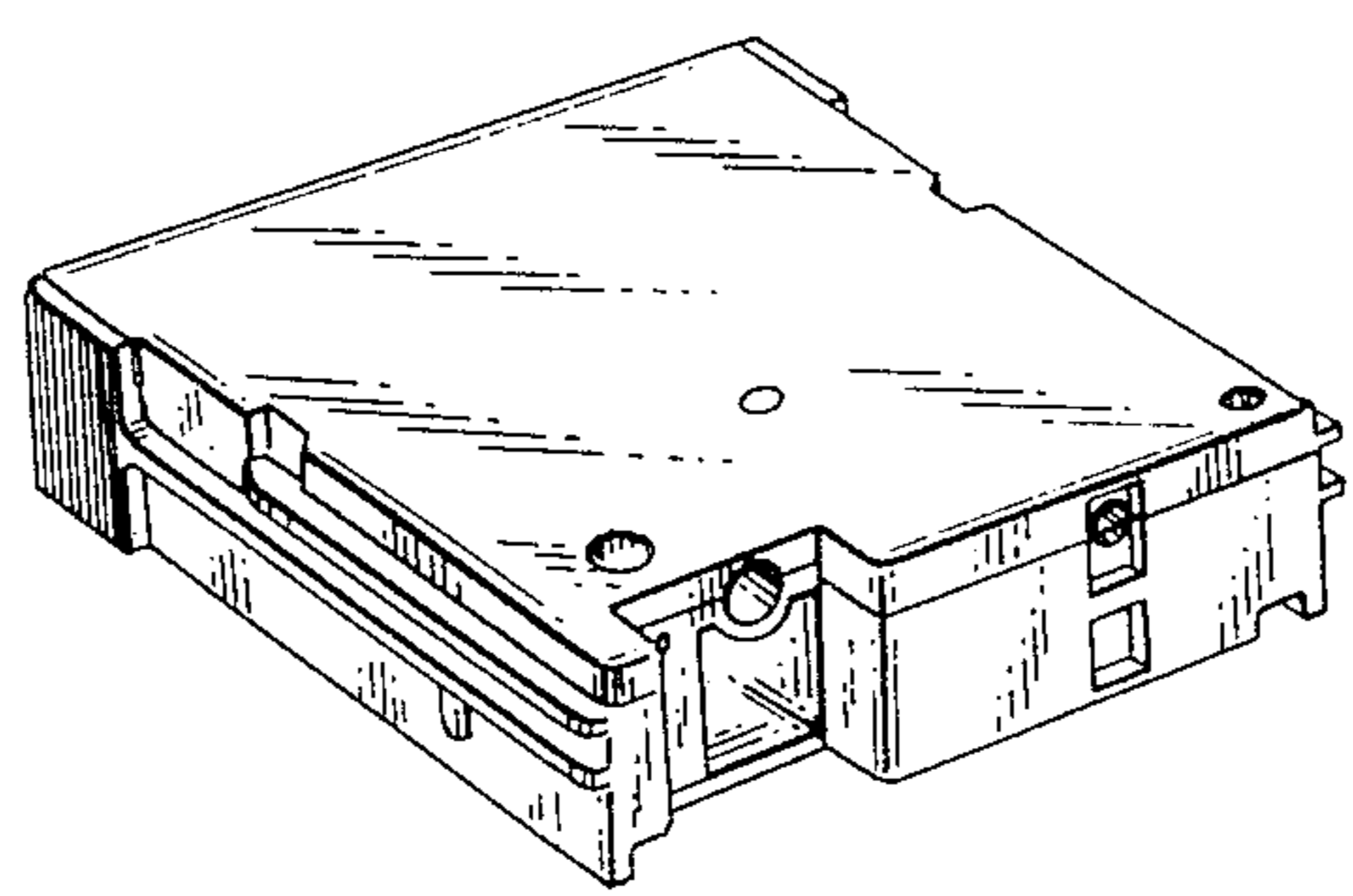


FIG. 1

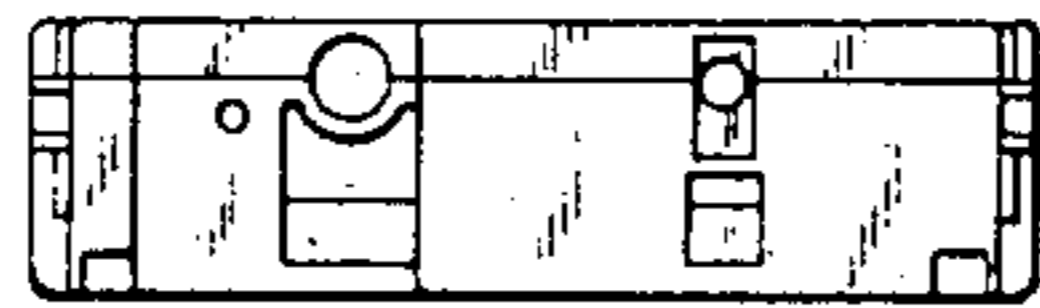


FIG. 3

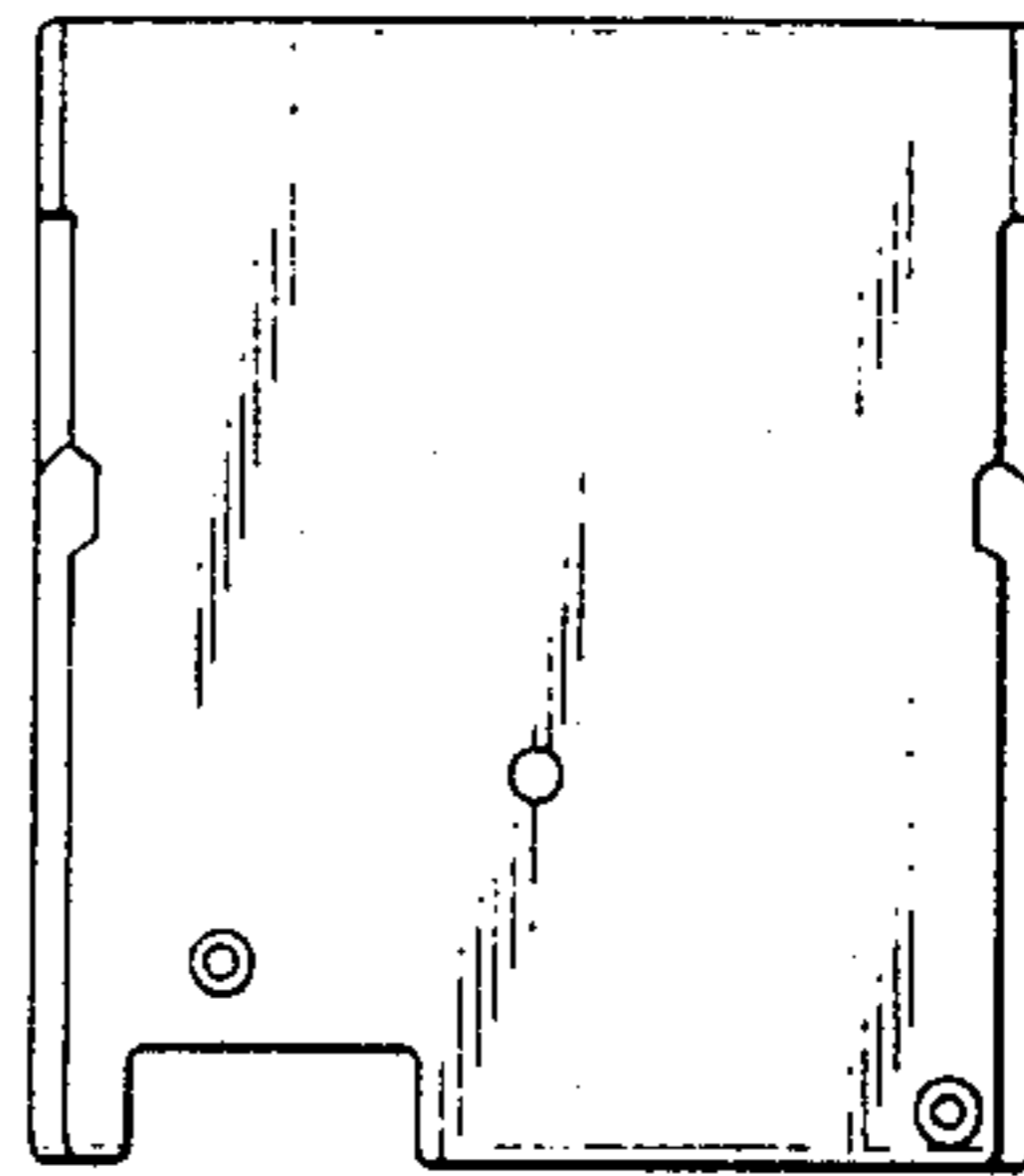


FIG. 2




FIG. 5



FIG. 4

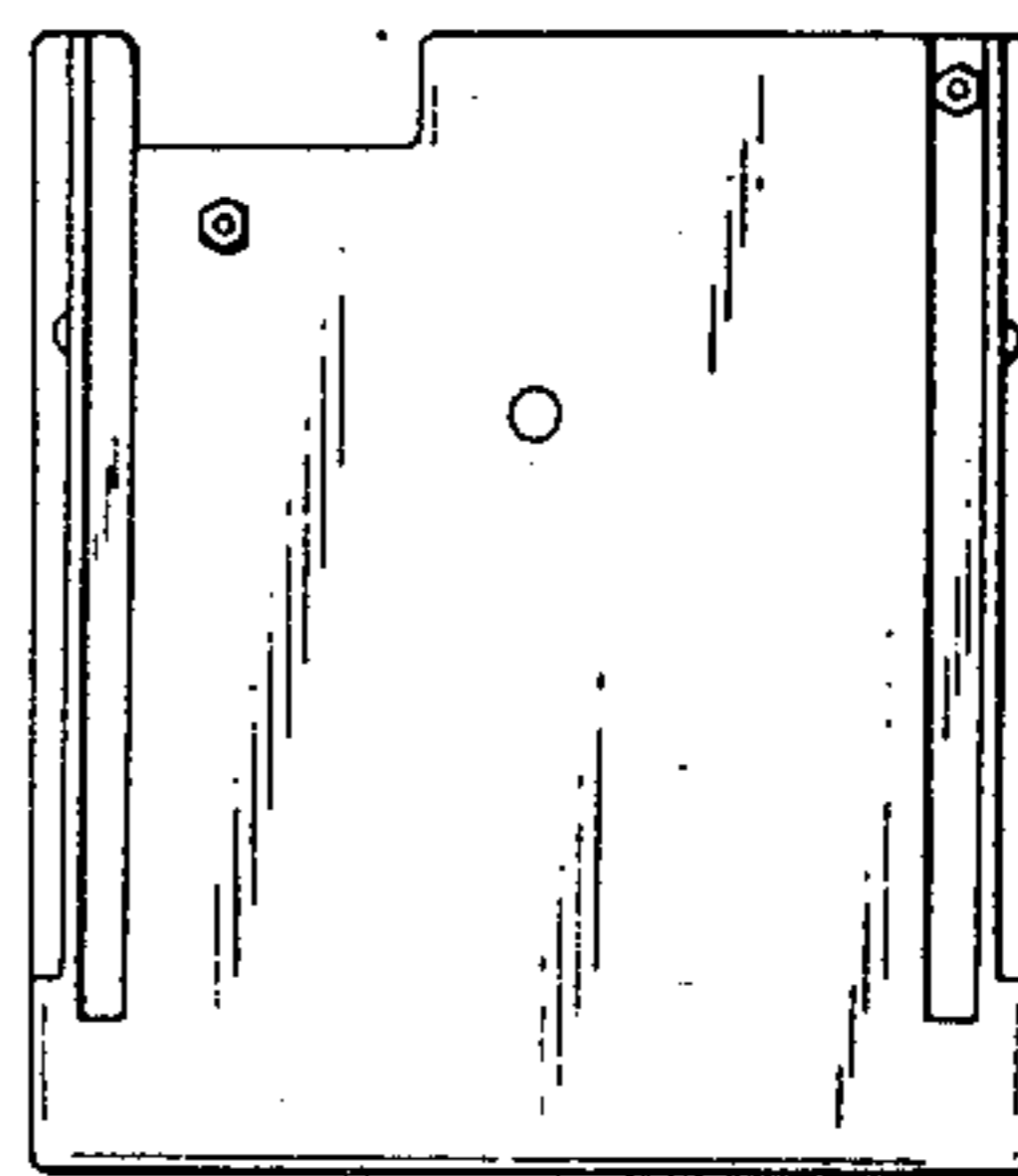


FIG. 6



FIG. 7

