

[54] INK RIBBON CASSETTE FOR TYPEWRITER

[75] Inventors: Richard Nibley, Tokyo; Masasumi Nagashima, Yokosuka, both of Japan

[73] Assignee: Canon Kabushiki Kaisha, Tokyo, Japan

[**] Term: 14 Years

[21] Appl. No.: 559,452

[22] Filed: Dec. 8, 1983

[30] Foreign Application Priority Data

Jun. 13, 1983 [JP] Japan 58-25419

[52] U.S. Cl. D18/12; D14/11

[58] Field of Search D18/12, 13, 22, 99; D14/11; 400/196, 196.1, 207, 208, 208.1; 252/55.19 A, 197, 199, 200

[56] References Cited

U.S. PATENT DOCUMENTS

D. 230,991 3/1974 Catto et al. D14/11

D. 263,222 3/1982 Driscoll D14/114
D. 265,566 7/1982 Christie et al. D18/12
4,175,877 11/1979 Randolph 400/196

Primary Examiner—Louis S. Zarfes
Attorney, Agent, or Firm—Fitzpatrick, Cella, Harper & Scinto

[57] CLAIM

The ornamental design for an ink ribbon cassette for typewriter, as shown and described.

DESCRIPTION

FIG. 1 is a front elevational view of an ink ribbon cassette for typewriter showing my new design;
FIG. 2 is a rear elevational view thereof;
FIG. 3 is a top plan view thereof;
FIG. 4 is a bottom plan view thereof;
FIG. 5 is a side elevational view as seen from the left of FIG. 1;
FIG. 6 is a side elevational view as seen from the right of FIG. 1 and
FIG. 7 is a perspective view of the ink ribbon cassette for typewriter.

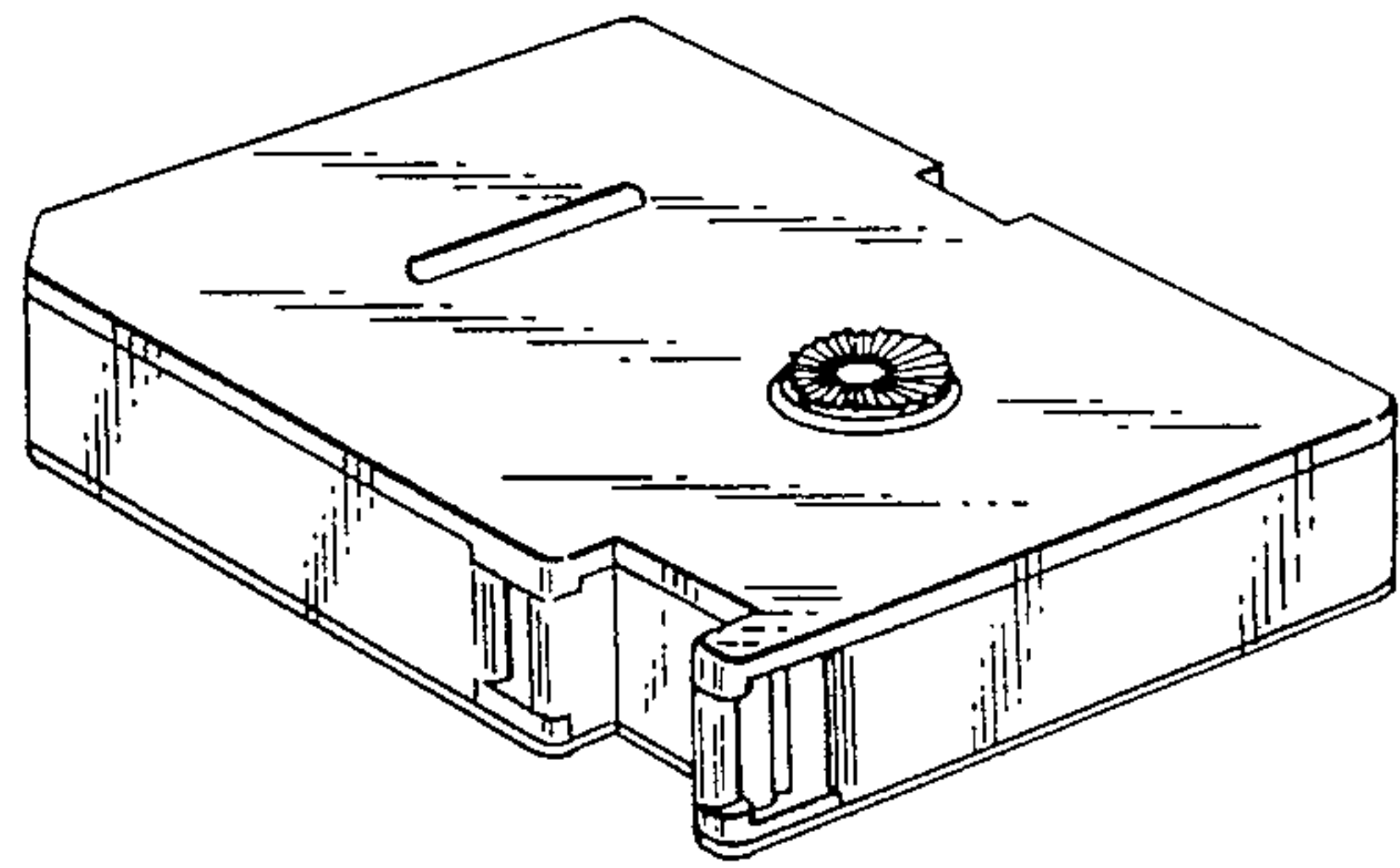


FIG. 1



FIG. 2




FIG. 3

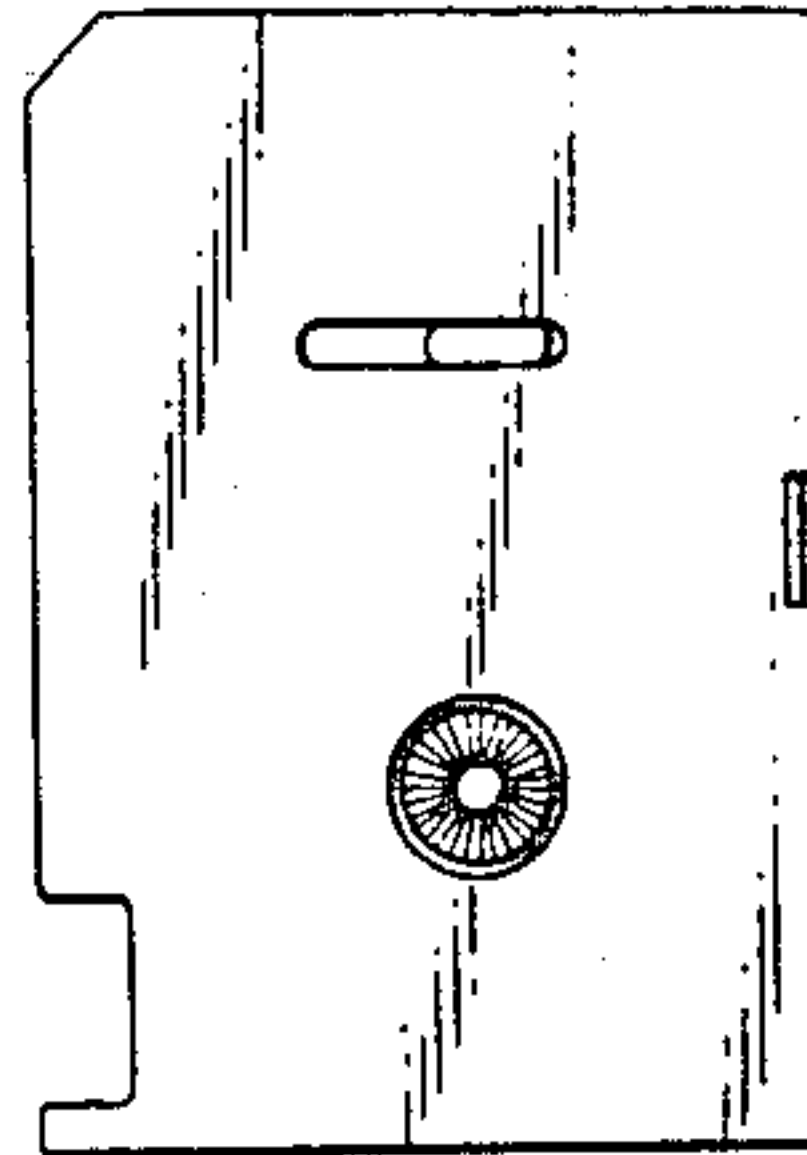


FIG. 5

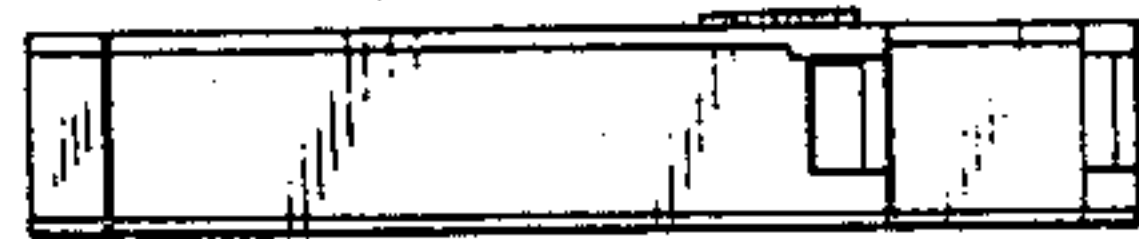


FIG. 6



FIG. 4

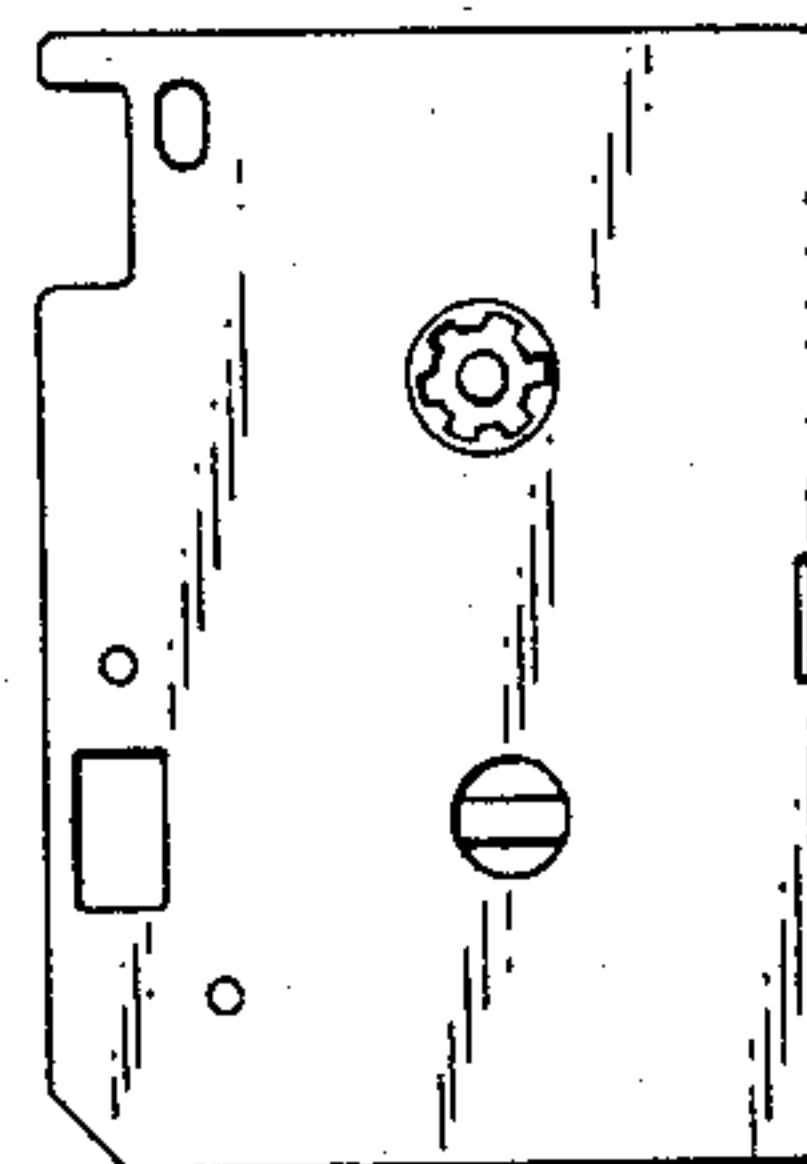


FIG. 7

