

[54] BOTTLE CAP

[76] Inventors: Henry J. Cassai, 163-47 85 St., Howard Beach, N.Y. 11414; Gino H. Cassai, 924 E. 96 St., Brooklyn, N.Y. 11236

[**] Term: 14 Years

[21] Appl. No.: 355,051

[22] Filed: Mar. 5, 1982

[52] U.S. Cl. D9/443

[58] Field of Search D9/443, 435, 454, 439; D28/4, 76, 7; 220/288

[56] References Cited

U.S. PATENT DOCUMENTS

D. 23,176	4/1894	Tatum	D9/439
D. 35,580	1/1902	Meinecke	D9/439
D. 157,065	1/1950	Medqyes	D9/443
D. 207,887	6/1967	Parisson et al.	D9/439
D. 217,543	5/1970	Pomoduro	D9/443
D. 241,018	8/1976	DeAmicis	D9/439
D. 267,986	2/1983	Flower	D28/7 X
2,770,260	11/1956	Henderson	220/288 X

Primary Examiner—Robert C. Spangler

[57] CLAIM

The ornamental design for a bottle cap, as shown and described.

DESCRIPTION

FIG. 1 is an elevational view of a bottle cap showing our new design, the opposite side being the same in appearance;
 FIG. 2 is a view looking from the right of FIG. 1;
 FIG. 3 is a view looking from the left of FIG. 1;
 FIG. 4 is a sectional view taken on line 4-4 of FIG. 3;
 FIG. 5 is an elevational view showing a modified form of our new design, the opposite side being the same in appearance;
 FIG. 6 is a view looking from the right of FIG. 5;
 FIG. 7 is a view looking from the left of FIG. 5;
 FIG. 8 is a bottom plan view;
 FIG. 9 is a top plan view;
 FIG. 10 is an elevational view showing another modified form of our new design, the opposite side being a mirror image thereof;
 FIG. 11 is a view looking from the right of FIG. 10;
 FIG. 12 is a view looking from the left of FIG. 10;
 FIG. 13 is an elevational view showing still another modified form of our new design, the opposite side being a mirror image thereof;
 FIG. 14 is a view looking from the right of FIG. 13; and
 FIG. 15 is a view looking from the left of FIG. 13.

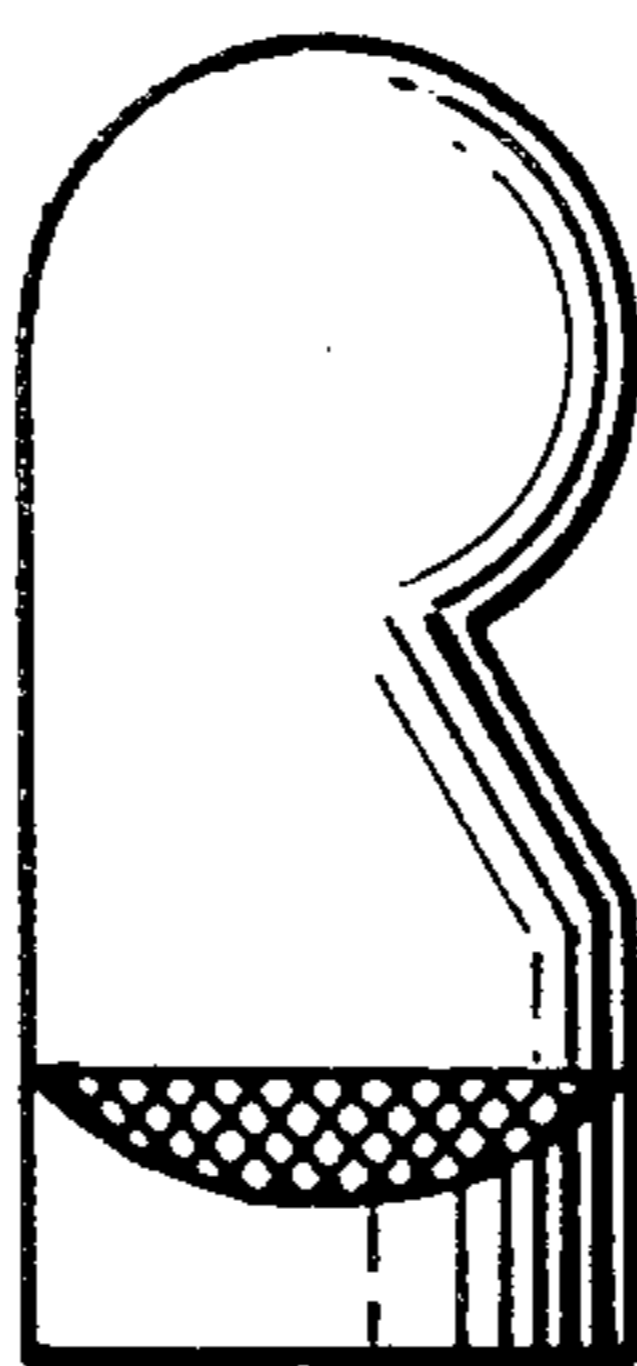


FIG. 1.




FIG. 2.

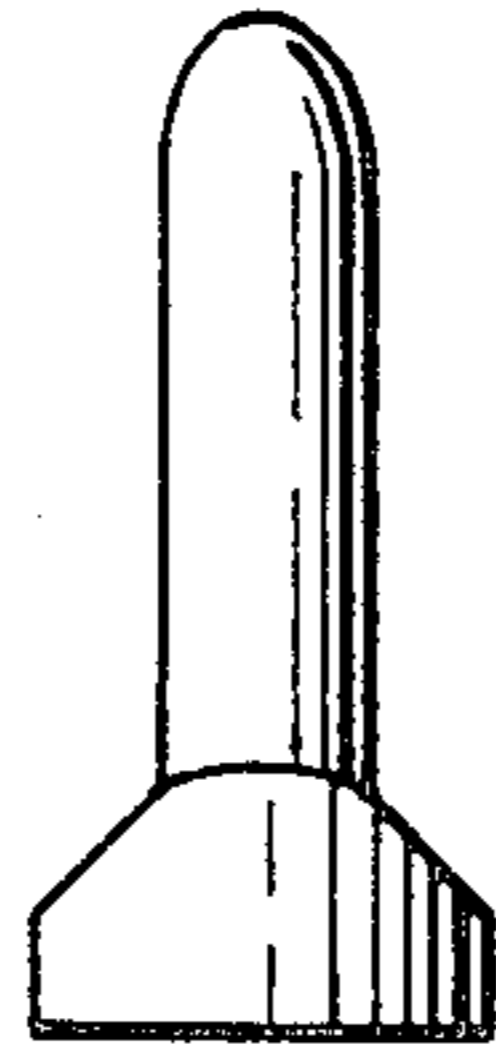


FIG. 3.

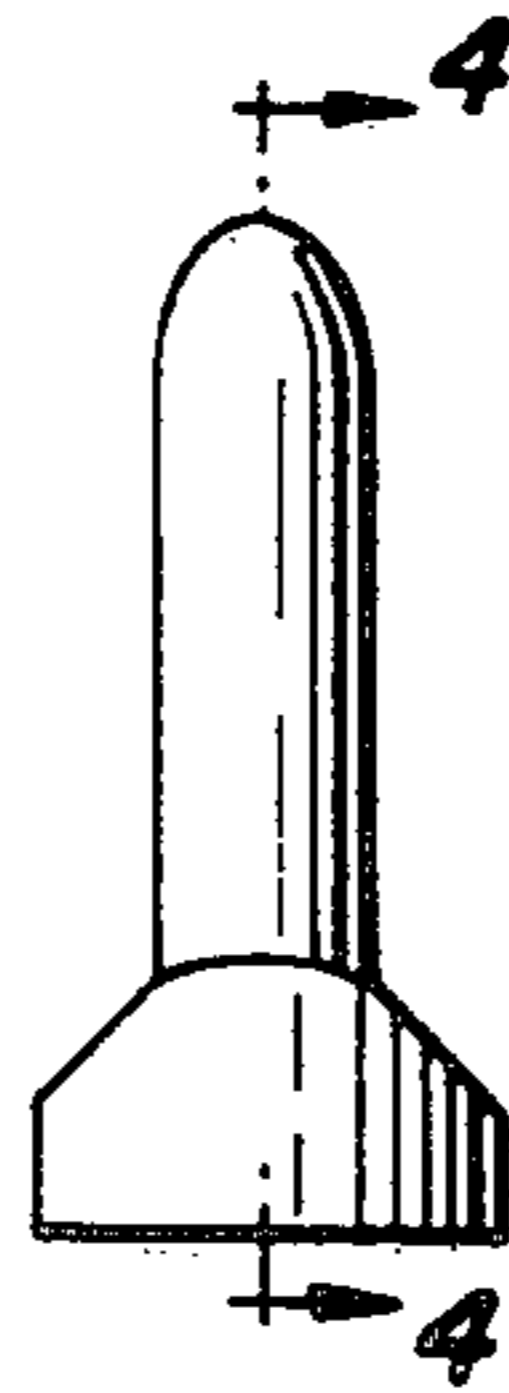


FIG. 4.




FIG. 5.




FIG. 6.




FIG. 7.

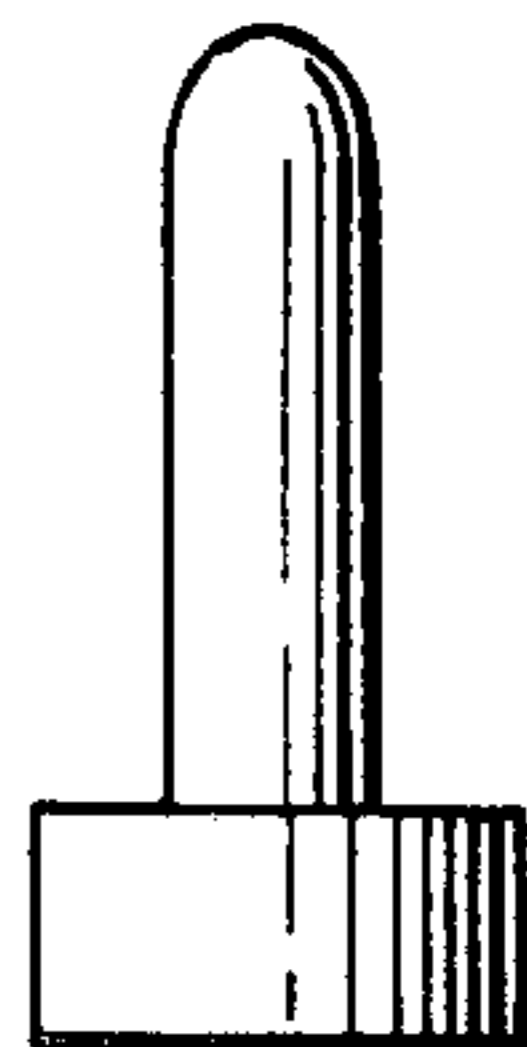


FIG. 8.



FIG. 9.

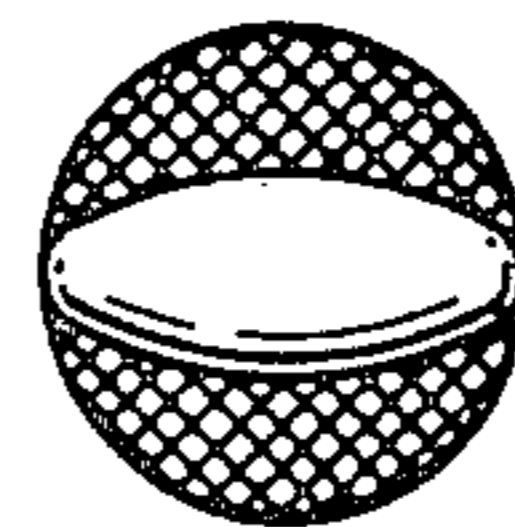


FIG. 10.

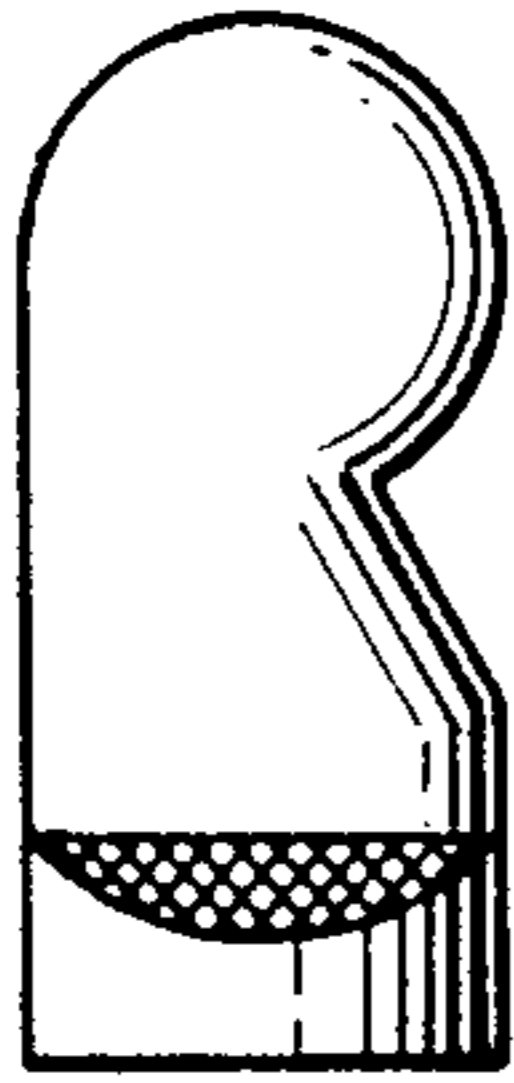


FIG. 11.

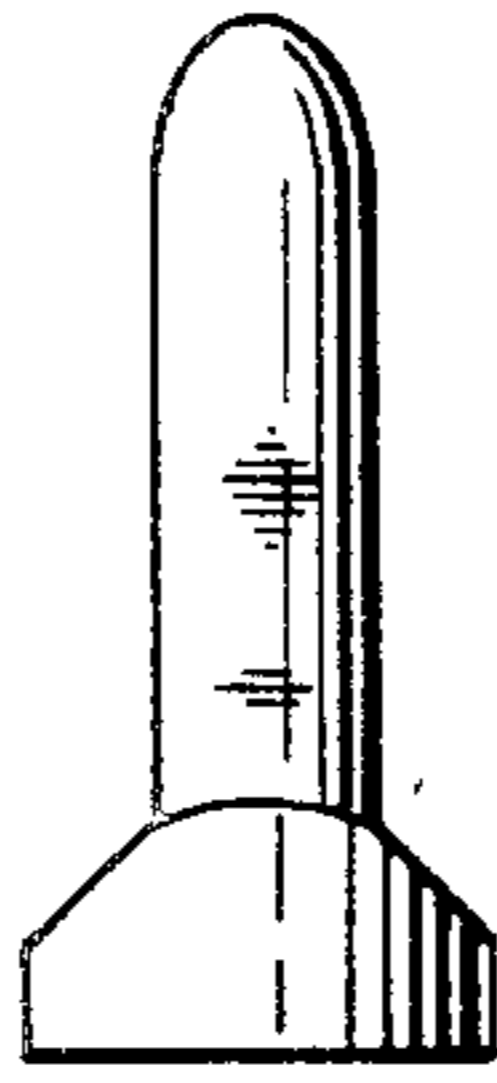


FIG. 12.

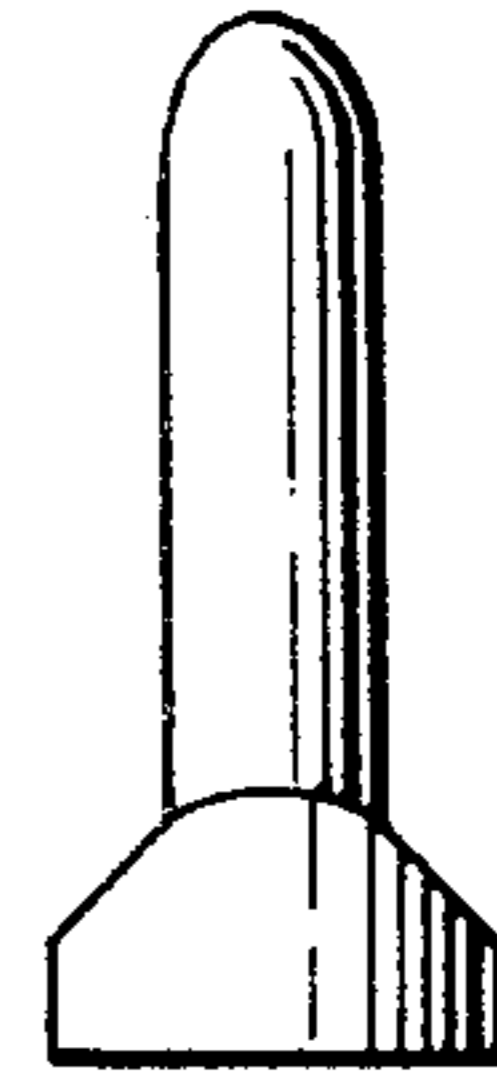


FIG. 13.

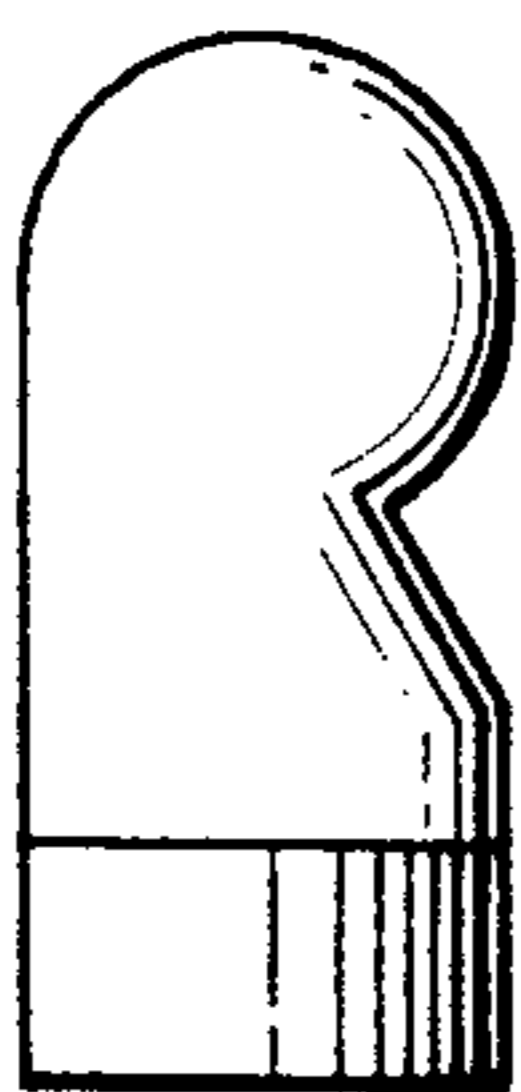


FIG. 14.

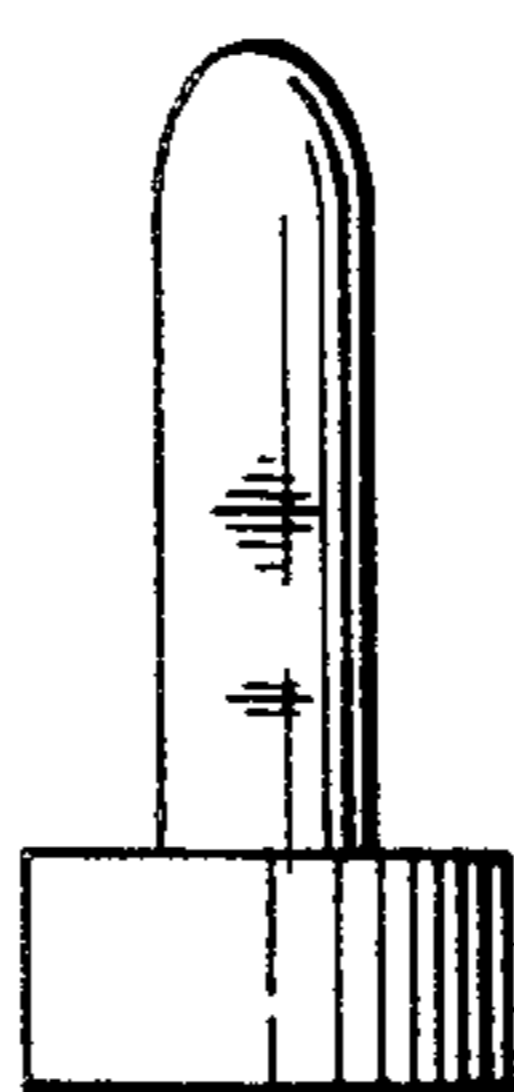


FIG. 15.

