

[54] CANDY DISH DISPLAY

[76] Inventor: Martin Umanoff, 26 Windsor Rd., Great Neck, N.Y. 11021

[\*\*] Term: 14 Years

[21] Appl. No.: 459,398

[22] Filed: Jan. 20, 1983

[52] U.S. Cl. .... D6/474; D6/476

[58] Field of Search ..... D6/449-462, D6/463-470, 471-474, 475, 481, 486, 476; 211/13; D7/79, 81; D12/320

[56] References Cited

U.S. PATENT DOCUMENTS

- D. 232,295 8/1974 Vujnovic ..... D7/81 X
- D. 253,980 1/1980 Schriever ..... D6/474
- D. 260,214 8/1981 Lewis et al. .... D6/486
- 2,456,737 12/1948 Scheuer ..... D6/474 X

FOREIGN PATENT DOCUMENTS

- 79152 3/1918 Switzerland ..... D7/81

OTHER PUBLICATIONS

Garrison-Wagner Co. Display Cat. #117, 1938, p. 19, Triple Pedestal Display, top right on page.  
*Visual Merchandise Architecture* by Susan Crane, 9-1-6-1977, Display "I" #P97265-Lighted Pedestals.  
*Visual Merchandising*, Jun. 1981, p. 96, Display Units by "Superior Specialties", bottom right on page.


Primary Examiner—Carmen H. Vales  
 Attorney, Agent, or Firm—Collard, Roe & Galgano

[57] CLAIM

The ornamental design for a candy dish display, substantially as shown.

DESCRIPTION

FIG. 1 is a perspective view of a candy dish display showing my new design;  
 FIG. 2 is a front elevational view thereof;  
 FIG. 3 is a right side elevational view thereof;  
 FIG. 4 is a rear elevational view thereof;  
 FIG. 5 is a left side elevational view thereof;  
 FIG. 6 is a bottom plan view thereof; and  
 FIG. 7 is a top plan view thereof.






FIG. 1




FIG. 7

FIG. 3

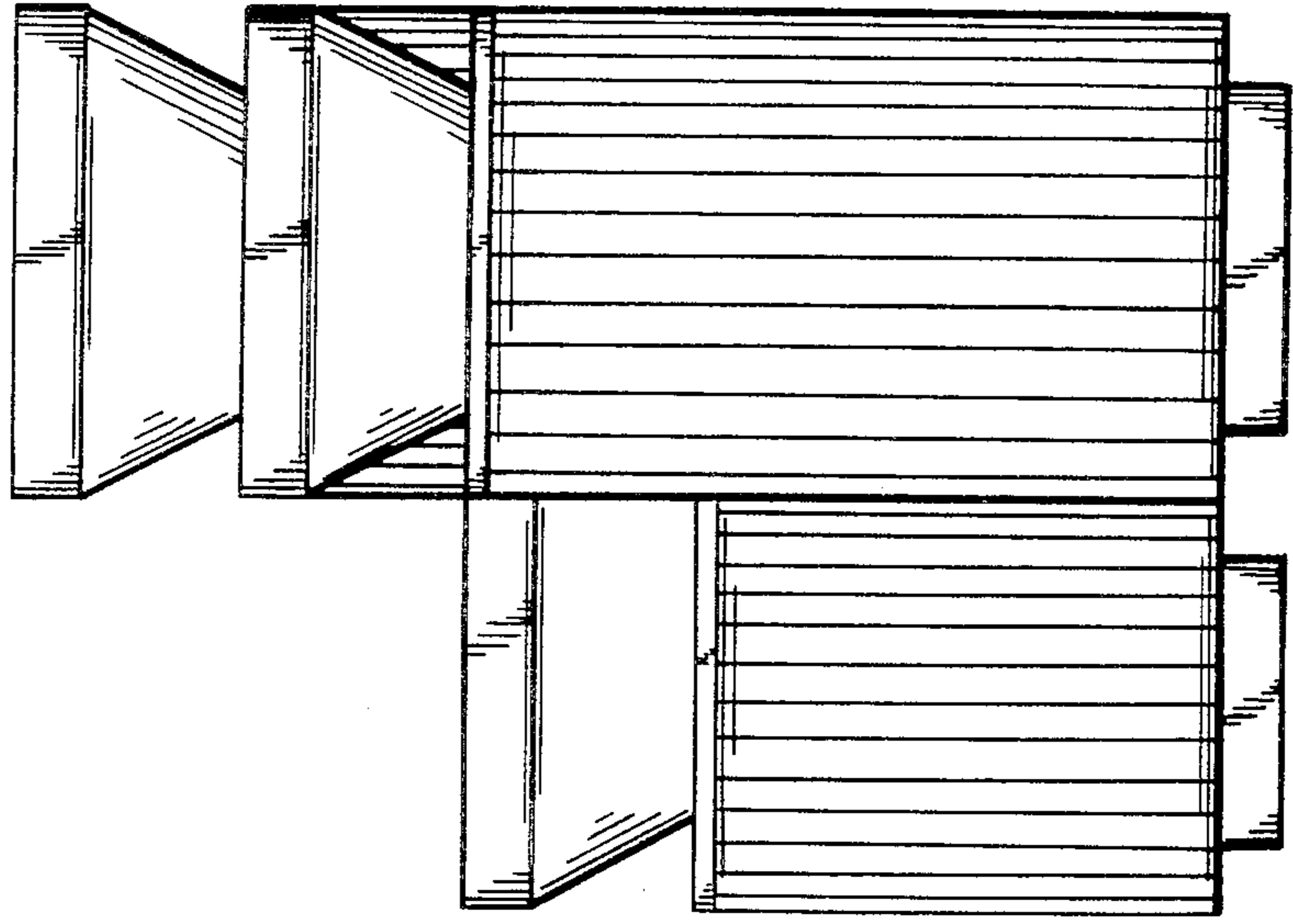
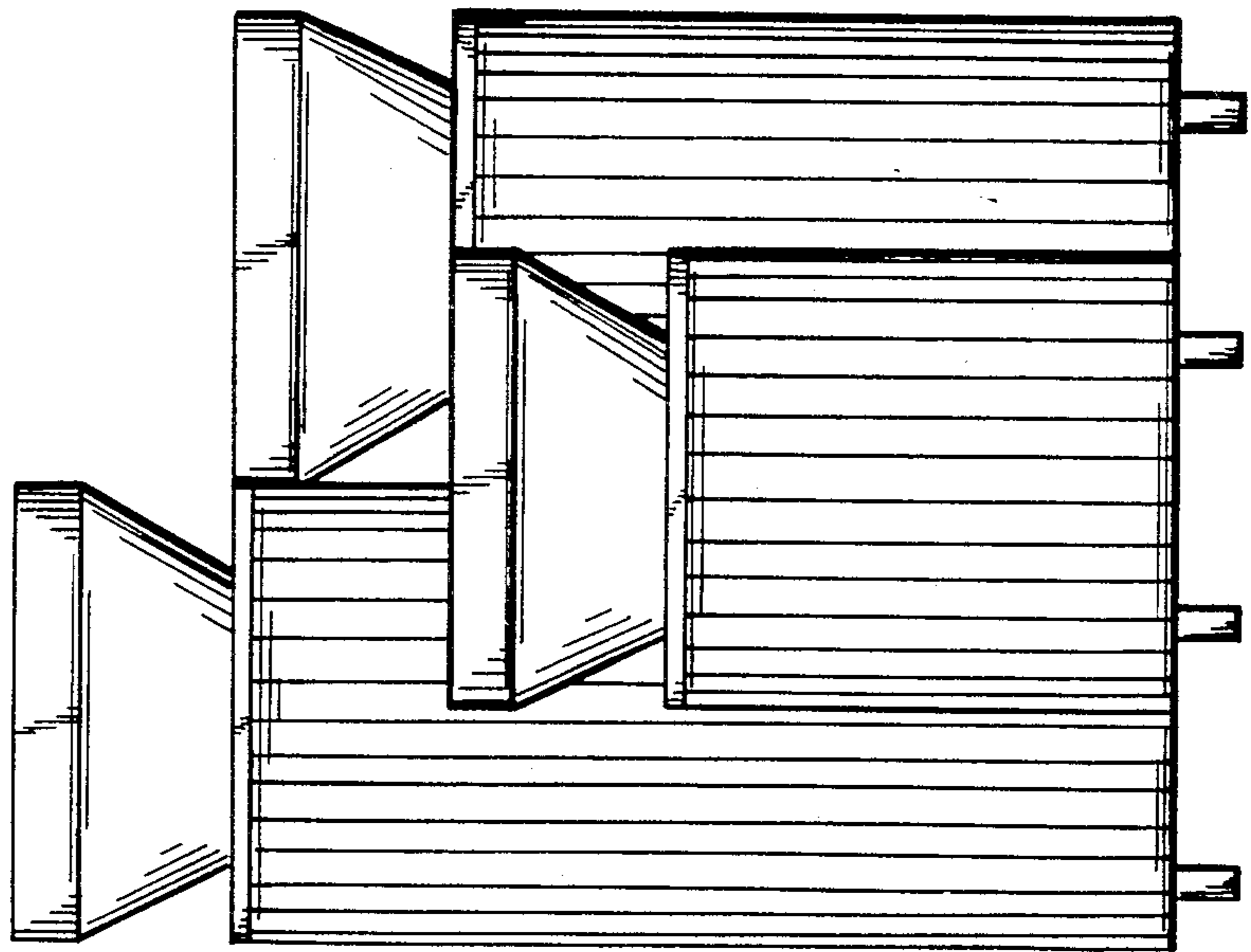


FIG. 2



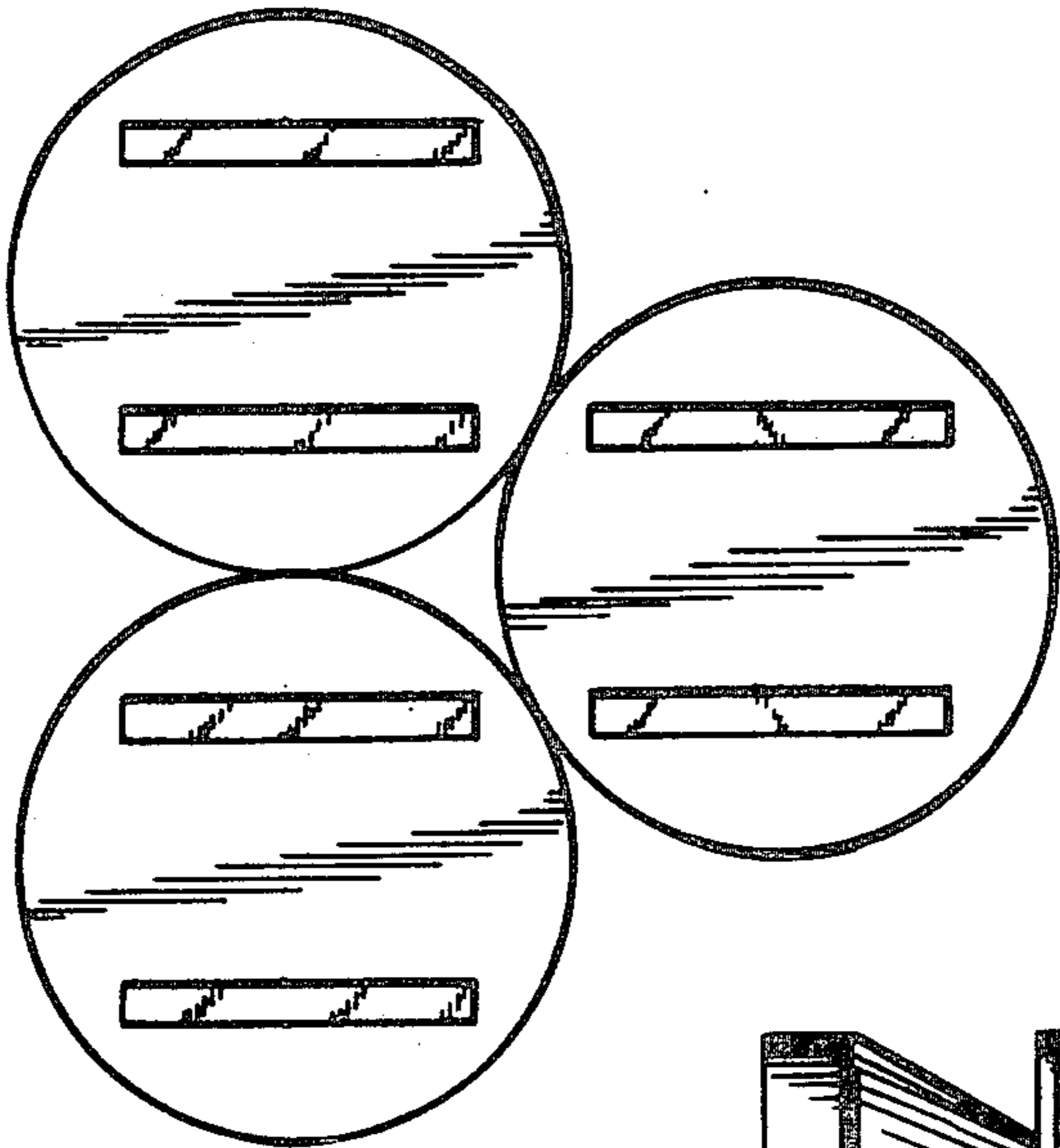


FIG. 6




FIG. 5

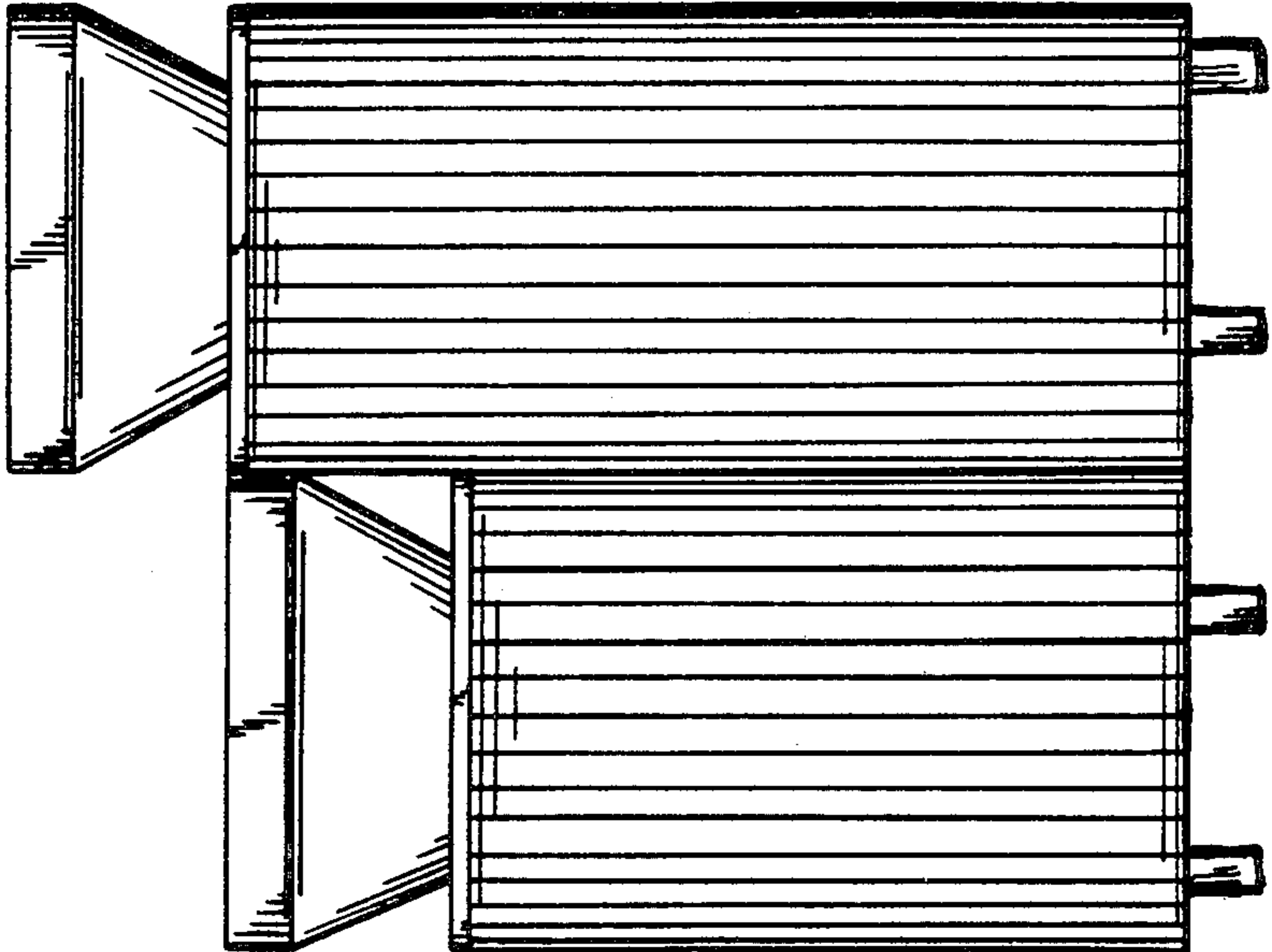


FIG. 4