

[54] FOOTWEAR OUTER SOLE

[75] Inventors: Victor P. Mangini, Sudbury; Anthony M. McAlear, Jr., Scituate, both of Mass.

[73] Assignee: American Footwear Corporation, Fitchburg, Mass.

[**] Term: 14 Years

[21] Appl. No.: 510,955

[22] Filed: Jul. 5, 1983

[52] U.S. Cl. D2/320; D2/321

[58] Field of Search D2/309, 310, 319, 320, D2/321, 322; 36/83-84, 113-115, 129, 24.5, 32 R, 25 R, 59 R, 59 A, 59 C

[56] References Cited

U.S. PATENT DOCUMENTS

D. 80,929	4/1930	Tucker	D2/320
D. 115,636	7/1939	Sperry	D2/320
D. 119,291	3/1940	Watanabe	D2/320
D. 193,501	9/1962	Doherty	D2/320
D. 204,186	3/1966	Maitos	D2/320

D. 234,014	12/1974	Talamantes	D2/320
D. 236,392	8/1975	Sacre	D2/320
D. 240,472	7/1976	Sironi	D2/320
D. 262,327	12/1981	Foster	D2/317 X
4,213,255	7/1980	Olberz	D2/320 X
4,501,077	2/1985	Young	36/32 R

OTHER PUBLICATIONS

Occupational Hazards-1/52, p. 39-Shoe Sole at top.
Boot & Shoe Recorder-2/15/53-p. 12-Shoe Sole at top.

Primary Examiner-Nelson C. Holtje
Attorney, Agent, or Firm-Richard P. Crowley

[57] CLAIM

The ornamental design for a footwear outer sole, as shown and described.

DESCRIPTION

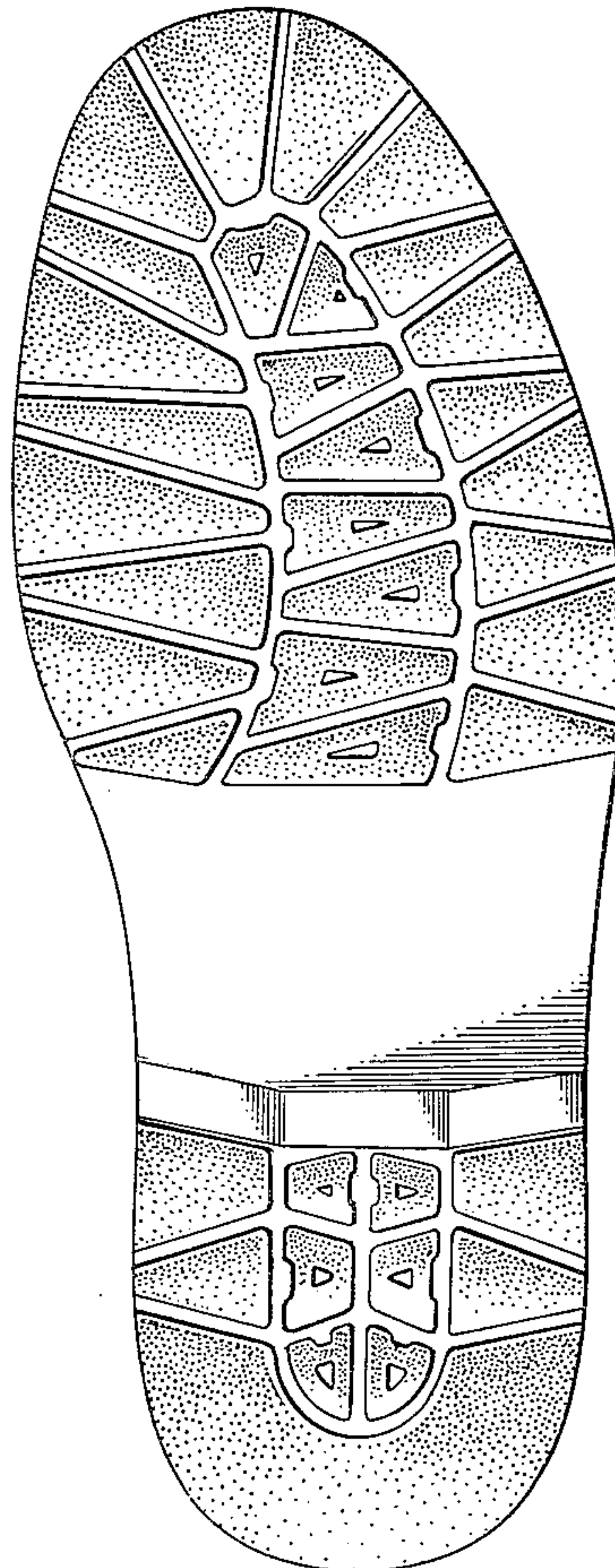
FIG. 1 is a bottom plan view of a footwear outer sole showing our ne design, the top being flat, plain and unornamented;

FIG. 2 is a right side elevational view thereof;

FIG. 3 is a left side elevational view thereof;

FIG. 4 is a front elevational view thereof;

FIG. 5 is a rear elevational view thereof.



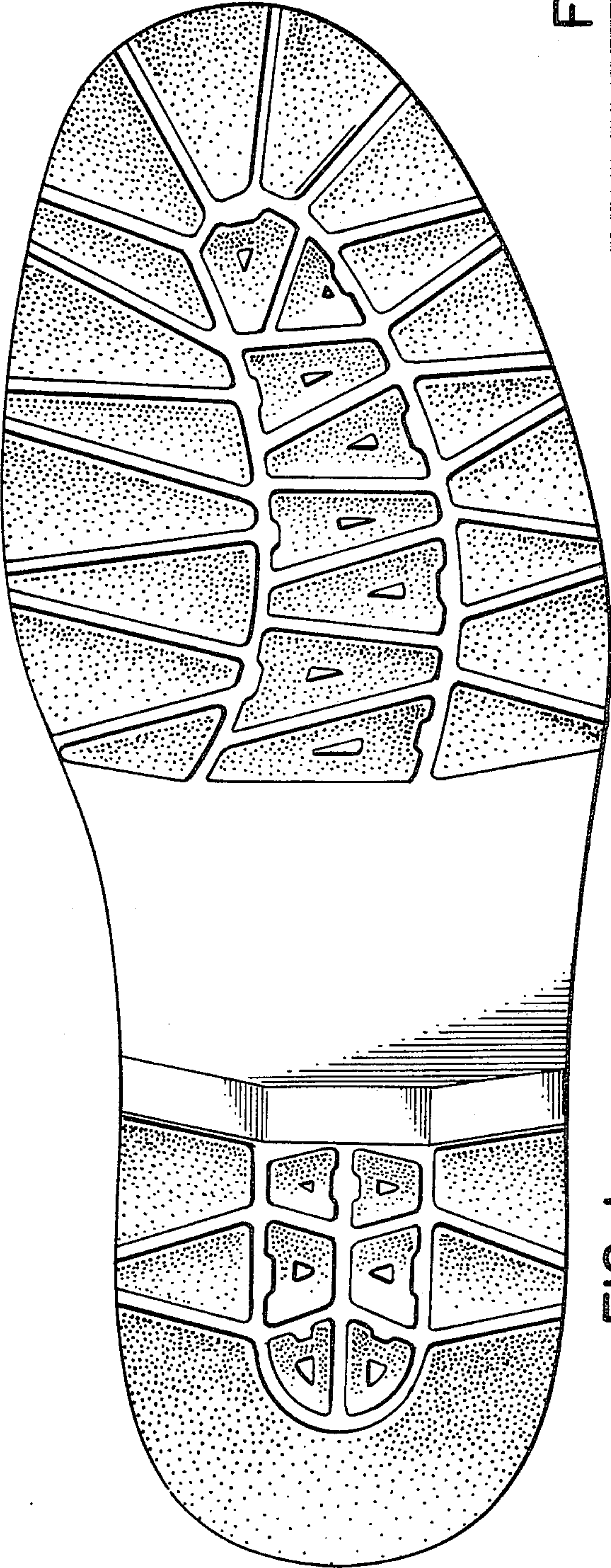


FIG. 1

FIG. 4

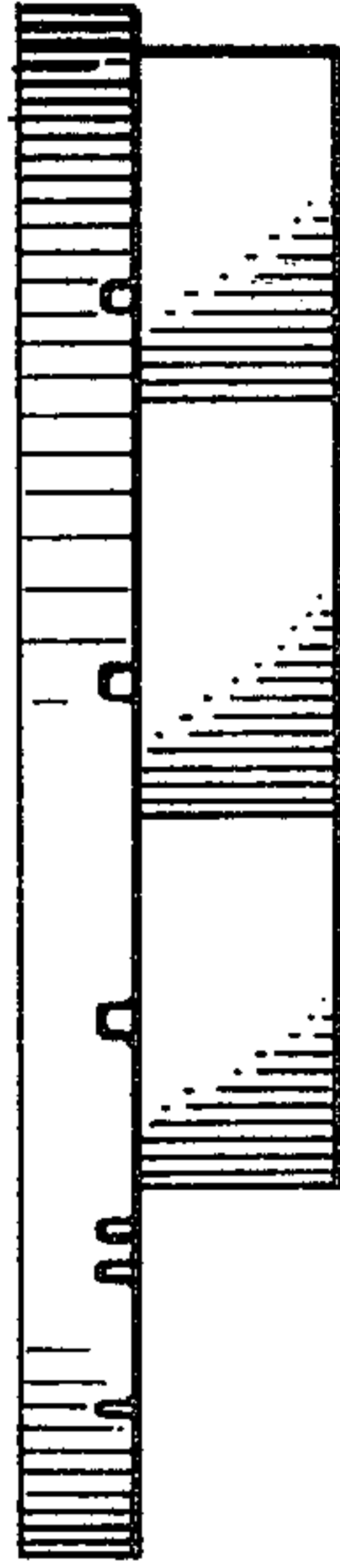


FIG. 2

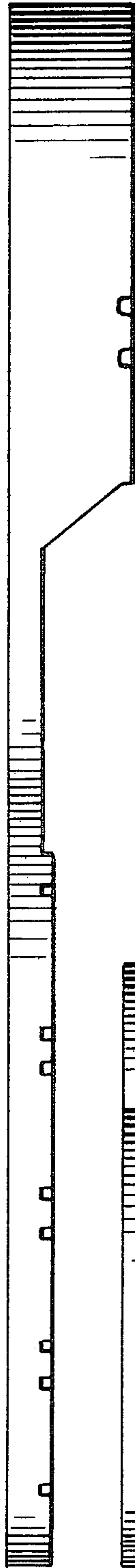


FIG. 5




FIG. 3

