

[54] POS (POINT-OF-SALES) CASH REGISTER

[75] Inventor: Kunio Akiyama, Osaka, Japan

[73] Assignee: Sharp Corporation, Osaka, Japan

[\*\*] Term: 14 Years

[21] Appl. No.: 434,594

[22] Filed: Oct. 15, 1982

[52] U.S. Cl. .... D18/4; D14/102; D6/365; D6/487

[58] Field of Search ..... D18/4, 3; D14/100, 102, D14/105, 106; 235/7 R, 1 D, 380, 381; 312/254; D6/25, 20, 167

[56] References Cited

U.S. PATENT DOCUMENTS

- D. 258,025 1/1981 Ackeret ..... D6/20 X
- D. 266,669 10/1982 Sawada et al. .... D14/105 X
- D. 273,637 5/1984 Benedetti et al. .... D6/20 X

Primary Examiner—Bernard Ansher  
Assistant Examiner—Theodore M. Shooman  
Attorney, Agent, or Firm—Flehr, Hohbach, Test, Albritton & Herbert

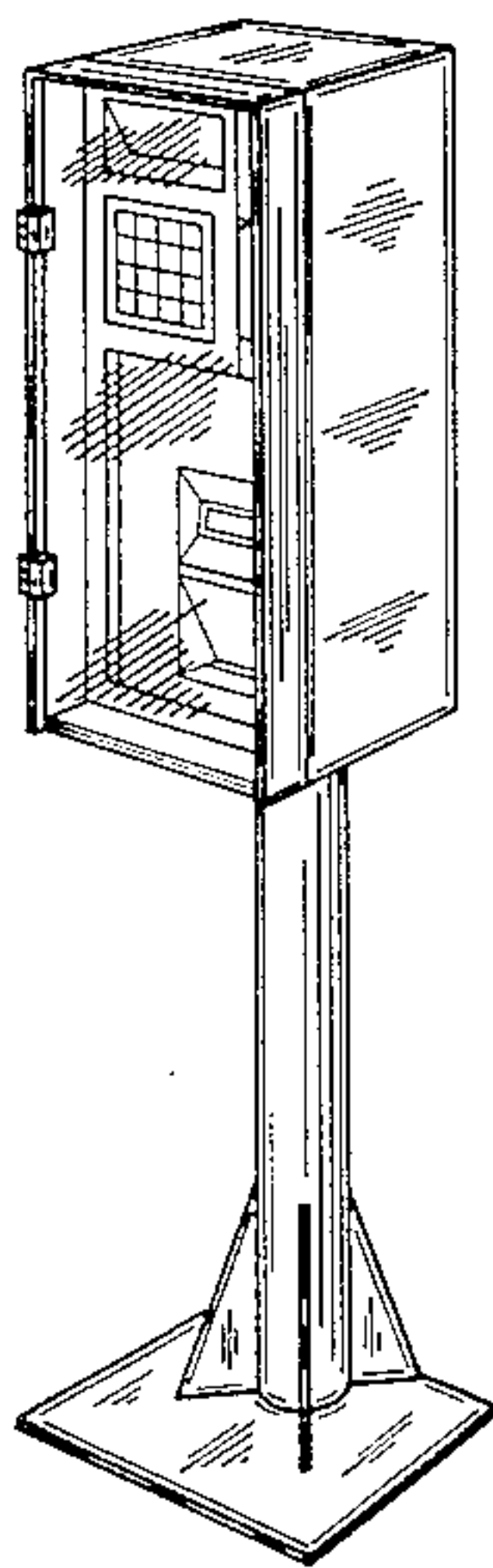
[57] CLAIM

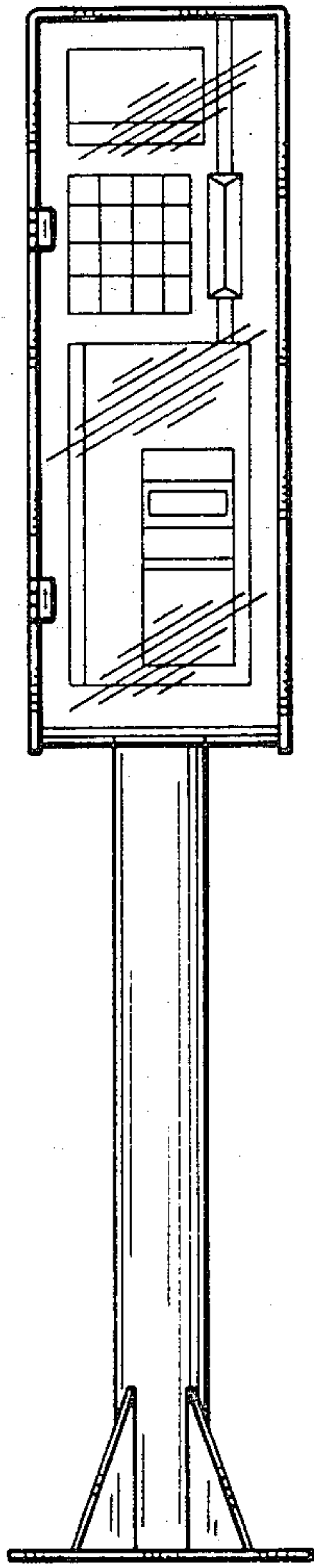
The ornamental design for a pos (point-of-sales) cash register, as shown and described.

DESCRIPTION

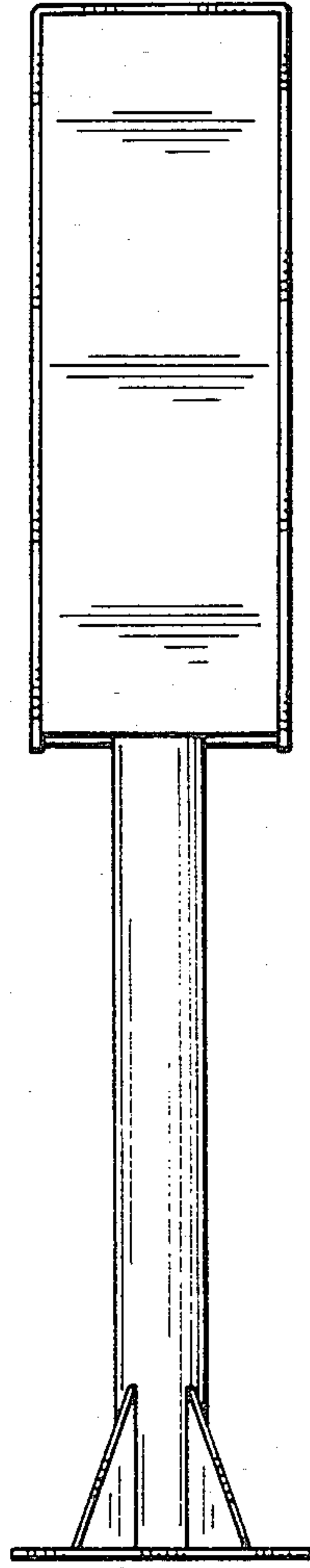
FIG. 1 is a front elevational view of the pos (point-of-sales) cash register showing my new design;  
FIG. 2 is a rear elevational view thereof;  
FIG. 3 is a top plan view thereof;  
FIG. 4 is a bottom plan view thereof;  
FIG. 5 is a right side elevational view thereof; and  
FIG. 6 is a left side elevational view thereof;  
FIG. 7 is a perspective view thereof, as seen from the top and front.

The characteristic feature of my design resides in the specific arrangement of the cash register panel as best illustrated in FIG. 1 of the drawing.






FIG\_1




FIG\_2




FIG\_3



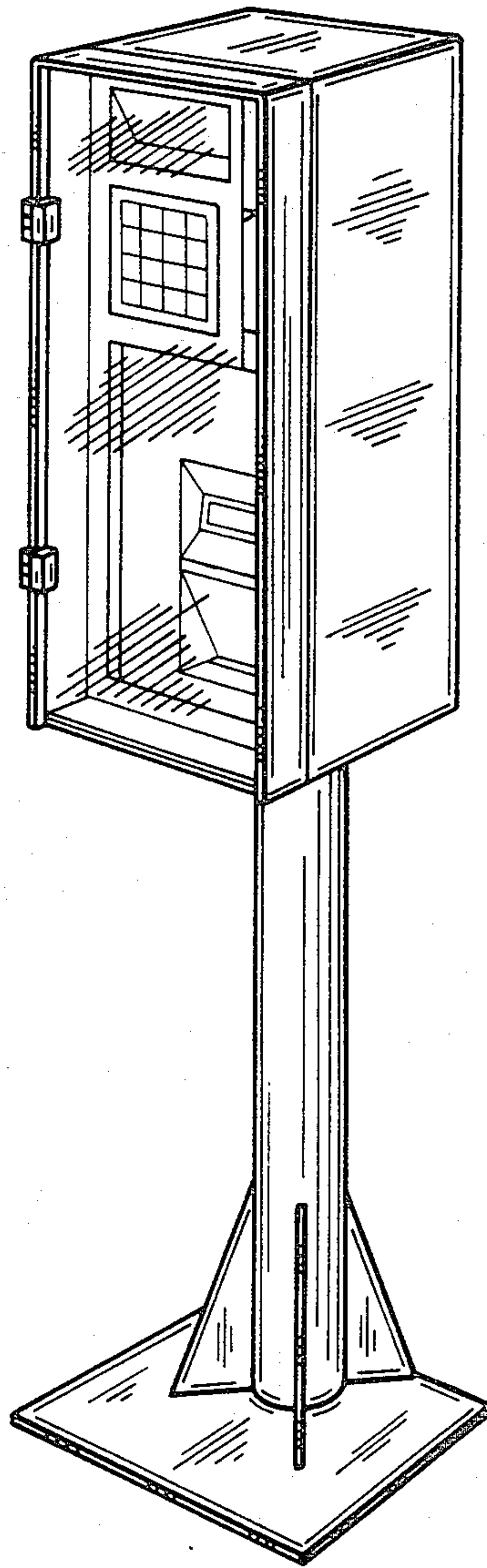
**FIG\_4**



**FIG\_5**



**FIG\_6**



FIG\_7