

[54] HOUSEHOLD MAGNET FOR KITCHEN USE

2,644,212 7/1953 Markowitz 248/206.5 X
2,977,082 3/1961 Harris 248/206.5
2,987,206 6/1961 Grussen 215/250

[76] Inventors: David V. Olson, 324 IDS Tower,
Minneapolis, Minn. 55402; Walter I.
Bieger, 1689 W. Cty. Rd. F, St. Paul,
Minn. 55112

FOREIGN PATENT DOCUMENTS

17443 11/1929 Australia 215/250
11628 9/1955 Fed. Rep. of Germany 215/250

[**] Term: 14 Years

Primary Examiner—Bernard Ansher
Assistant Examiner—Linda Titolo
Attorney, Agent, or Firm—Burd, Bartz & Gutenkauf

[21] Appl. No.: 428,125

[22] Filed: Sep. 29, 1982

[52] U.S. Cl. D9/434

[57] CLAIM

[58] Field of Search D9/434, 447, 452, 453;
215/228, 250; D13/99; D19/86, 82, 90;
211/DIG. 1; 248/206.5; 269/8

The ornamental design for a household magnet for
kitchen use, substantially as shown and described.


DESCRIPTION

[56] References Cited

U.S. PATENT DOCUMENTS

D. 208,913 10/1967 Techtmann D13/99
D. 229,698 12/1973 Kretzer D13/99
D. 261,357 10/1981 Doonan D9/452 X
D. 263,933 4/1982 Jones et al. D9/452 X
2,546,566 3/1951 Schweizer 215/250

FIG. 1 is a perspective view of a household magnet for
kitchen use showing my new design;
FIG. 2 is a top plan view thereof;
FIG. 3 is an elevational view thereof;
FIG. 4 is a cross sectional view taken on the line 4—4 of
FIG. 2; and
FIG. 5 is a bottom plan view thereof.






FIG. 1




FIG. 2

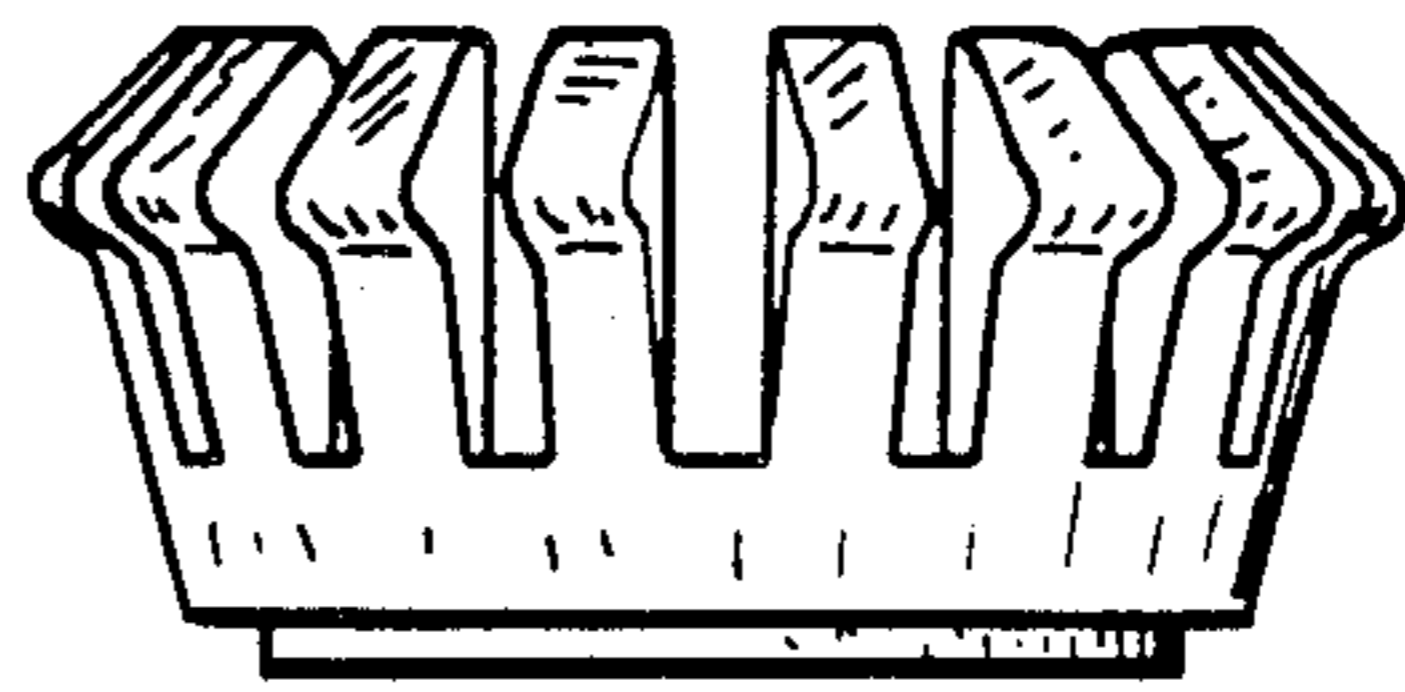


FIG. 3

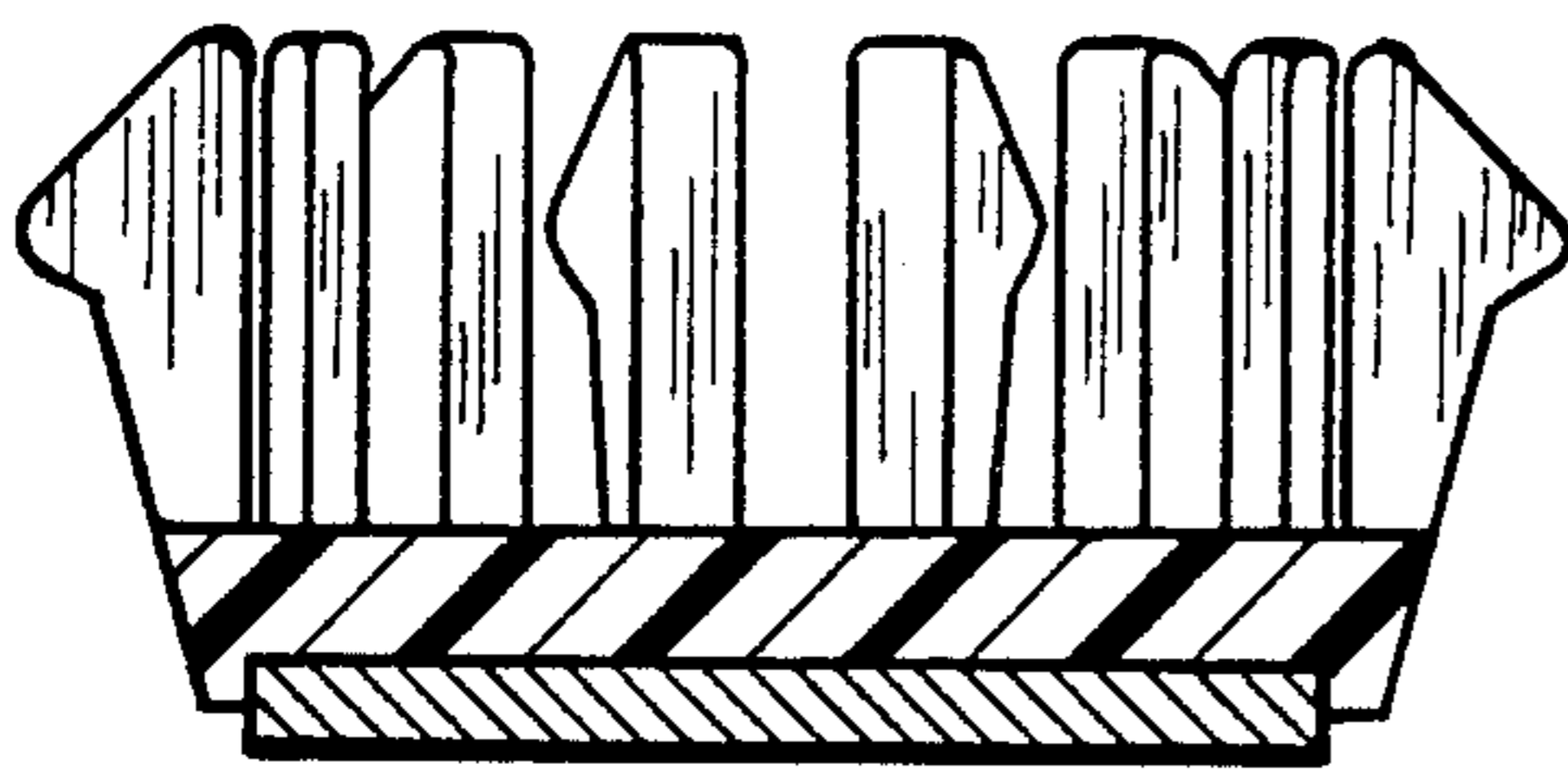


FIG. 4




FIG. 5