

# United States Patent [19]

Appleby

[11] Patent Number: **Des. 281,212**

[45] Date of Patent: **\*\* Nov. 5, 1985**

[54] **FOOD CHOPPING BOARD**

[76] Inventor: **Joan Appleby**, Rte. 1, Clinton, Ark.  
72301

[\*\*] Term: **14 Years**

[21] Appl. No.: **463,152**

[22] Filed: **Mar. 28, 1983**

[52] U.S. Cl. .... **D7/46; D11/125;**  
D12/9

[58] Field of Search ..... **D7/46; D11/117, 125;**  
D12/6, 9; 269/302.1, 289 R

[56] **References Cited**

**U.S. PATENT DOCUMENTS**

D. 112,958	1/1939	Lynch	.....	D12/9 X
D. 151,116	9/1948	Biener	.....	D11/125
D. 152,220	12/1948	Shailer	.....	D12/9 X
D. 159,393	7/1950	Roche	.....	D12/9
D. 182,595	4/1958	Jackson	.....	D12/9 X
D. 234,584	3/1975	Morris	.....	D12/6
D. 264,282	5/1982	Blavat	.....	D11/125 X

905,704	12/1908	Johnson	.....	D12/6 X
2,642,292	6/1953	Fortin	.....	D12/9 X
4,447,051	5/1984	Price	.....	D7/46 X

**OTHER PUBLICATIONS**

*House and Garden*, Nov. 1948, p. 29, Ho! Blitzen Sleigh.

*Primary Examiner*—Bernard Ansher

*Assistant Examiner*—Linda Titolo

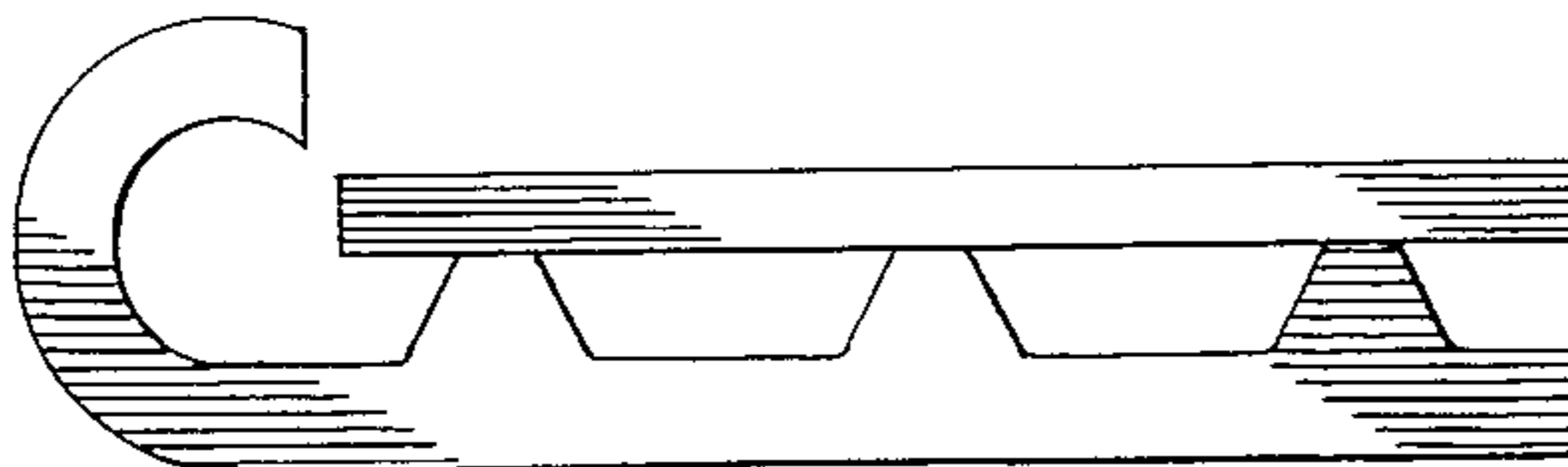

*Attorney, Agent, or Firm*—John A. Hamilton

[57] **CLAIM**

The ornamental design for a food chopping board, as shown.

**DESCRIPTION**

FIG. 1 is a top plan view of a food chopping board showing my new design,  
FIG. 2 is a right side elevational view thereof, the left side being a mirror image thereof,  
FIG. 3 is a bottom plan view thereof,  
FIG. 4 is a front elevational view thereof; and  
FIG. 5 is a rear elevational view thereof.






FIG. 1

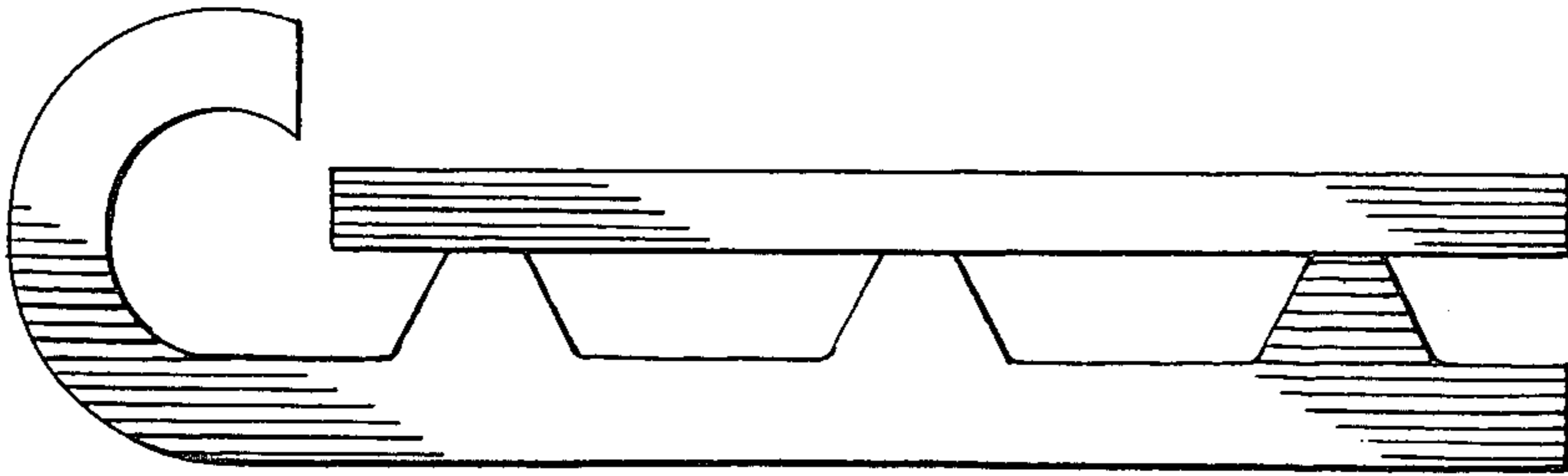


FIG. 2

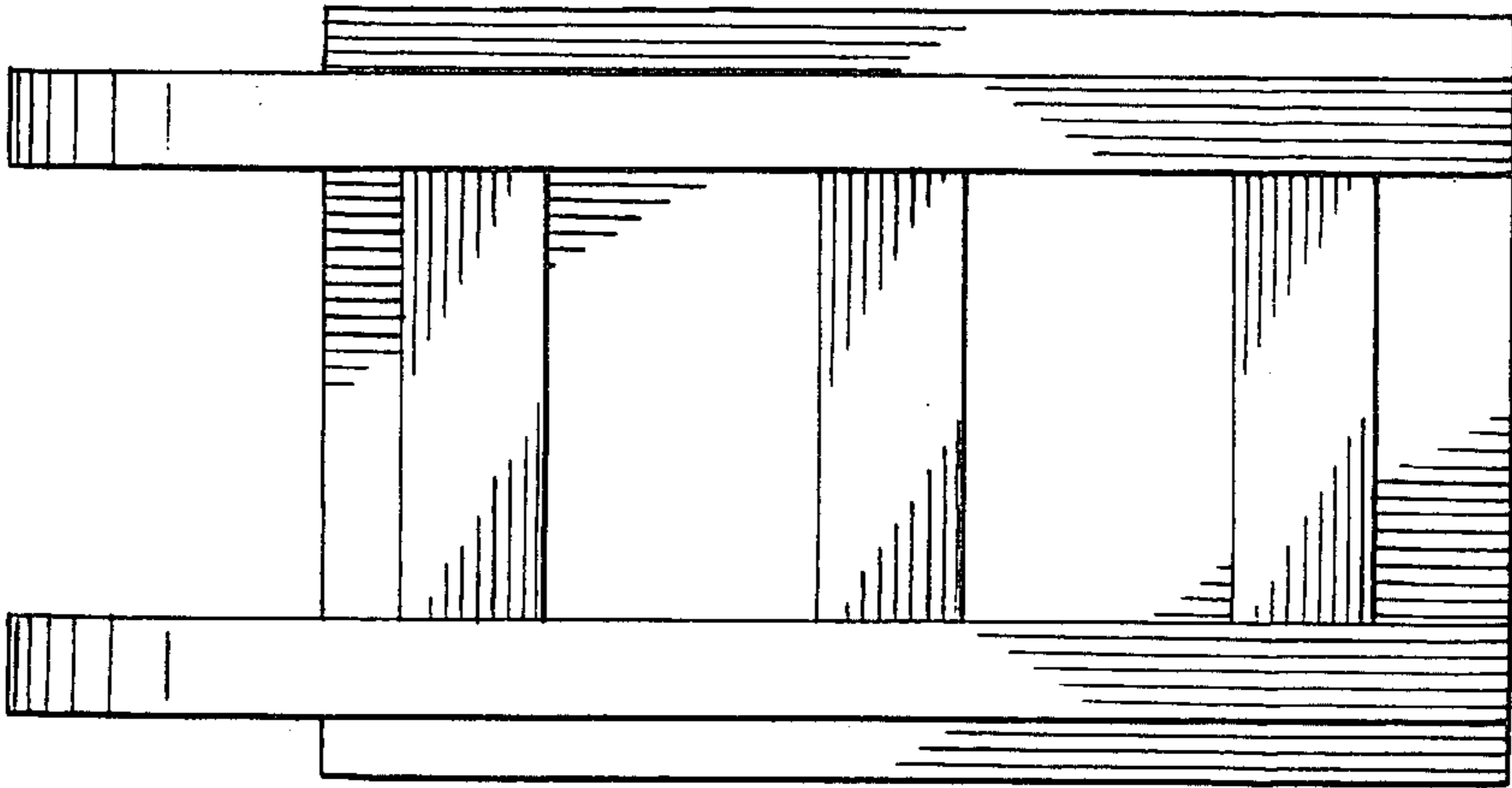


FIG. 3

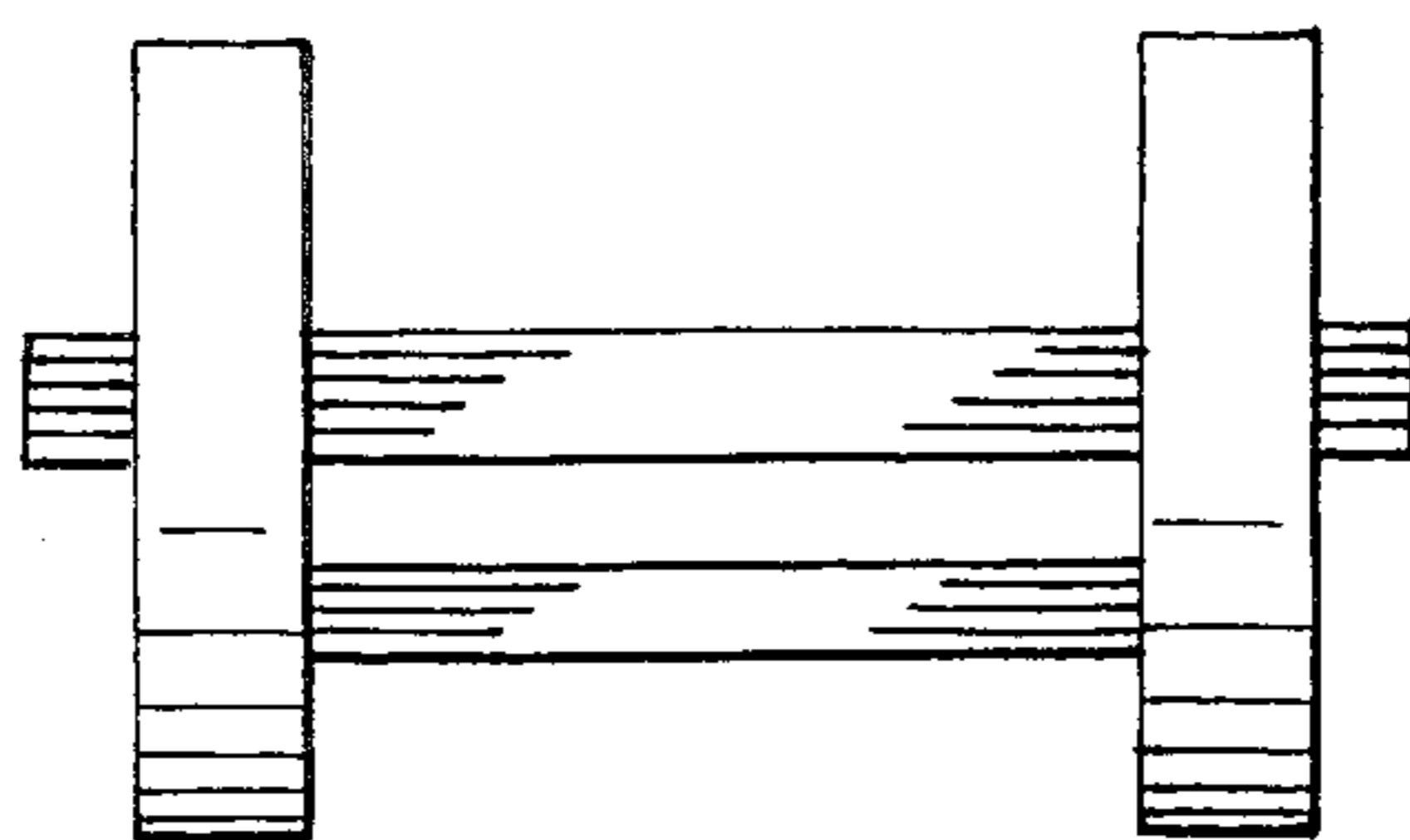


FIG. 4

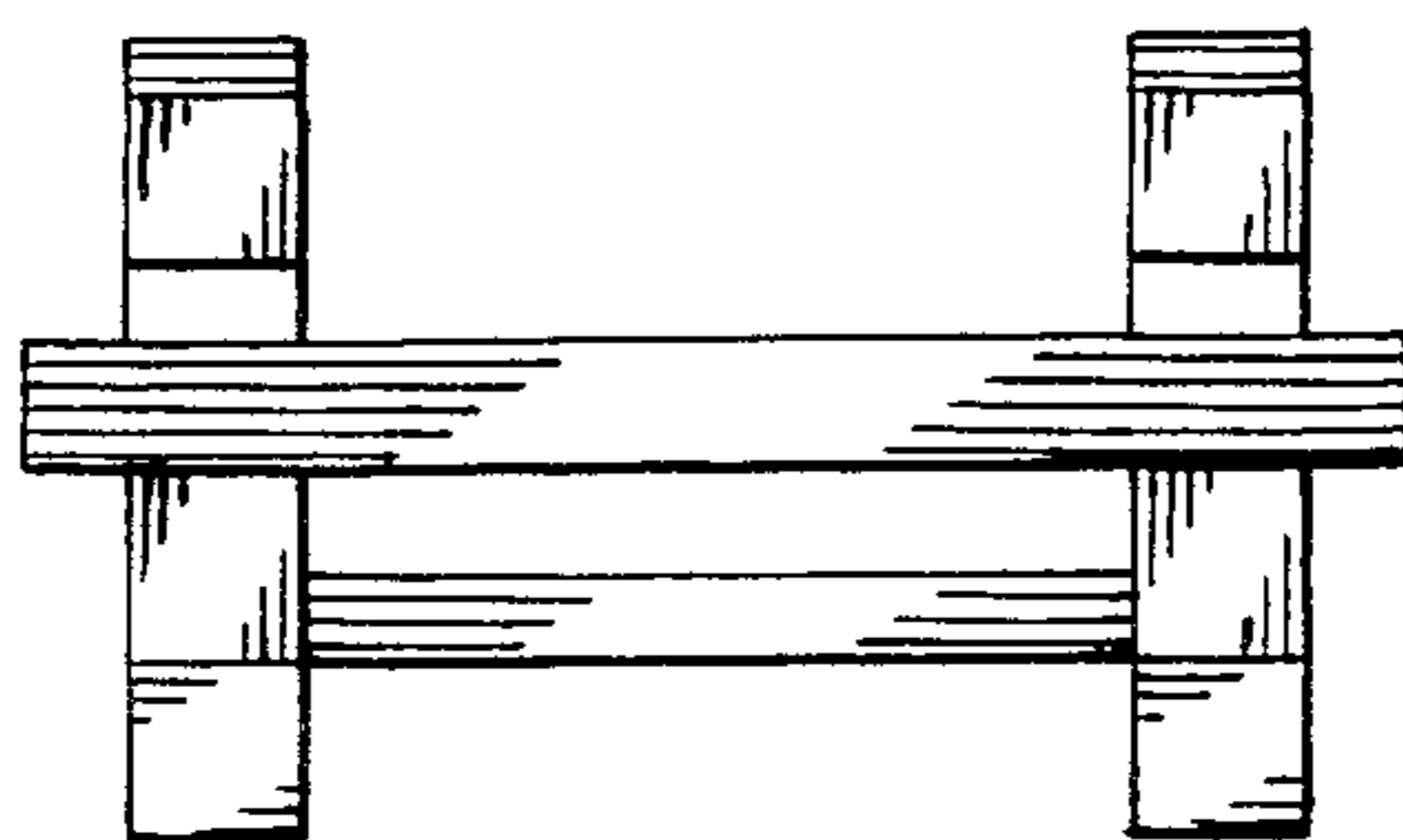


FIG. 5